

# Final Stat Pack for October Term 2019: July 10, 2020

Term Index.....	2		
Opinions by Sitting.....	3		
Merits Cases by Vote Split.....	4	Signed merits opinions after oral argument	+ 53
Circuit Scorecard.....	5-6		
Makeup of the Merits Docket.....	7	Per curiam merits opinions after oral argument	+ 2
Opinions Authored by Each Justice....	8	Summary reversals	+ 5
Total Opinion Authorship.....	9		
Total Opinions Over Time.....	10	<b>Total merits opinions released</b>	<b>60</b>
Workload.....	11-12		
Time Between Oral Arg. And Opinion	13	Petitions granted for argument	+ 71
Majority Opinion Authorship.....	14		
Frequency in the Majority.....	15	Summary reversals	+ 5
Strength of the Majority.....	16		
Majority Opinion Distribution.....	17	Cases rescheduled for argument during OT20	– 11
Unanimity.....	18-19	Cases disposed in light of merits opinions during OT19	– 2
5-4 Cases.....	20-22	Cases dismissed before oral argument	– 1
Justice Agreement.....	23-26	Cases dismissed after oral argument	– 1
Oral Argument – Justices.....	27	Cases consolidated after oral argument	– 1
Oral Argument – Advocates.....	28-29		
Oral Argument – May 2020 Sitting.....	30	<b>Total merits opinions expected</b>	<b>60</b>
Pace of Grants.....	31		
Grants per Conference.....	32		
Pace of Opinions.....	33	<b>Cases set for argument during OT20</b>	<b>31</b>
Opinions per week.....	34		
Voting Alignment – All Cases.....	35-42		
Voting Alignment – 5-4 Cases.....	43-44		

\* You can find past Stat Packs here: <https://www.scotusblog.com/reference/stat-pack/>. A few matters regarding our methodology are worth mentioning at the outset. First, SCOTUSblog treats consolidated cases as a single case, as determined by the case with the lowest docket number (prior to the release of an opinion) or the case that is captioned with an opinion. To the extent that two cases are argued separately but later decided with only one opinion, we will remove one of the cases from this Stat Pack, except to include it in the Pace of Grants chart to maintain cross-conference comparisons. The most unusual way we manage these later-consolidated cases is to merge the oral-argument data for the two cases. We combine the questions asked by each justice in the separate oral argument proceedings into one “consolidated” session. Second, this Stat Pack frequently uses the term “merits opinions,” “merits docket” or “merits cases.” Those three terms are used interchangeably, and signify the set of cases decided “on the merits.” Those cases include signed opinions after oral argument (the bulk of all merits cases), most per curiam opinions released after oral argument, summary reversals (cases decided with per curiam opinions without briefing or oral argument, often to reverse a lower court) and cases decided by an equally divided court. Cases that are dismissed as improvidently granted are not included in our tally of merits cases.

# Term Index

This chart includes a summary of the cases for the term including (1) majority opinion author, (2) vote, (3) days between argument and opinion, (4) judgment and (5) court below. For each sitting, the chart provides the number of majority opinions written by each justice and the average number of days between argument and opinion for that justice’s majority opinions.

October									November									December									
Kahler	EK	6-3	168d	A	ST	JGR	0	-	Barton	BMK	5-4	171d	A	CA11	JGR	1	219d	N.Y. Rifle	PC	6-3	147d	R	CA2	JGR	2	143d	
NantKwest	SMS	9-0	65d	A	CAFC	CT	1	55d	Glover	CT	8-1	154d	R	ST	CT	1	154d	Public.Resource	JGR	5-4	147d	A	CA11	CT	0	-	
Ramos	NMG	6-3	196d	R	ST	RBG	0	-	CITGO	SMS	7-2	146d	A	CA3	RBG	1	62d	Rodriguez	NMG	9-0	84d	R	CA10	RBG	2	105d	
Bostock	NMG	6-3	251d	R	CA11	SGB	1	230d	Allen	EK	9-0	139d	A	CA4	SGB	1	169d	Atlantic	JGR	7-2	139d	R	ST	SGB	2	92d	
Aurelius	SGB	9-0	230d	R	CA1	SAA	1	139d	Maui	SGB	6-3	169d	R	CA9	SAA	1	105d	Intel	SAA	9-0	84d	A	CA9	SAA	1	84d	
Garcia	SAA	5-4	139d	R	ST	SMS	1	65d	IBM	PC	9-0	69d	R	CA2	SMS	1	146d	Banister	EK	7-2	180d	R	CA5	SMS	1	139d	
Rotkiske	CT	8-1	55d	A	CA3	EK	1	168d	Regents	JGR	5-4	219d	R	CA9	EK	1	139d	Guerrero-Lasprilla	SGB	7-2	105d	R	CA5	EK	1	180d	
						NMG	2	224d	Hernandez	SAA	5-4	105d	A	CA5	NMG	1	131d	Thryv	RBG	7-2	133d	R	CAFC	NMG	1	84d	
						BMK	0	-	Comcast	NMG	9-0	131d	R	CA9	BMK	1	171d	Maine Community	SMS	8-1	139d	R	CAFC	BMK	1	76d	
						PC	0	-	Ritzen	RBG	9-0	62d	A	CA6	PC	1	69d	Holguin-Hernandez	SGB	9-0	78d	R	CA5	PC	1	147d	
						Tot.	7								Tot.	10		Monasky	RBG	9-0	76d	A	CA6	Tot.	12		
						Expect	7								Expect	10		McKinney	BMK	5-4	76d	A	ST	Expect	12		
						Avg.		158d							Avg.		137d							Avg.		116d	
January									February									May									
Lucky	SMS	9-0	122d	R	CA2	JGR	1	160d	Cowpasture	CT	7-2	112d	R	CA4	JGR	1	118d	Booking.com	RBG	8-1	57d	A	CA4	JGR	2	58d	
Thole	BMK	5-4	140d	A	CA8	CT	1	132d	Opati	NMG	8-0	84d	R	CADC	CT	1	112d	Open Society	BMK	5-3	55d	R	CA2	CT	1	63d	
Kelly	EK	9-0	114d	R	CA3	RBG	1	36d	Sineneng-Smith	RBG	9-0	72d	R	CA9	RBG	1	72d	Little Sisters	CT	7-2	63d	R	CA3	RBG	1	57d	
Romag	NMG	9-0	100d	R	CAFC	SGB	0	-	Lomax	EK	9-0	103d	A	CA10	SGB	1	117d	Consultants	BMK	6-3	61d	A	CA4	SGB	0	-	
Babb	SAA	8-1	82d	R	CA11	SAA	1	82d	Nasrallah	BMK	7-2	91d	R	CA11	SAA	1	115d	McGirt	NMG	5-4	59d	R	ST	SAA	1	58d	
Shular	RBG	9-0	36d	A	CA11	SMS	1	122d	Thuraissigiam	SAA	7-2	115d	R	CA9	SMS	1	111d	Guadalupe	SAA	7-2	58d	R	CA9	SMS	0	-	
GE Energy	CT	9-0	132d	R	CA11	EK	1	114d	Seila Law	JGR	5-4	118d	R	CA9	EK	1	113d	Mazars	JGR	7-2	58d	R	CADC	EK	1	54d	
Espinoza	JGR	5-4	160d	R	ST	NMG	1	100d	Liu	SMS	8-1	111d	R	CA9	NMG	1	84d	Vance	JGR	7-2	58d	A	CA2	NMG	1	59d	
						BMK	1	140d	June Medical	SGB	5-4	117d	R	CA5	BMK	1	91d	Chiafalo	EK	9-0	54d	A	ST	BMK	2	58d	
						PC	0	-							PC	0	-							PC	0	-	
						Tot.	8								Tot.	9								Tot.	9		
						Expect	8								Expect	9								Expect	9		
						Avg.		111d							Avg.		103d								Avg.		58d
Summary Reversal									Total																		
Thompson	PC	9-0	n/a	R	CA9				JGR	5								Dismissed after argument	1								
Archdiocese	PC	9-0	n/a	R	ST				CT	4								Dismissed before argument	1								
Davis	PC	9-0	n/a	R	CA5				RBG	6								Consolidated after argument	1								
RNC	PC	5-4	n/a	R	CA7				SGB	5								Disposed by other decision	2								
Andrus	PC	6-3	n/a	R	ST				SAA	5								Rescheduled for next term	11								
									SMS	5																	
									EK	5																	
									NMG	6																	
									BMK	5																	
									PC	7																	
									Op. Issued	60																	
									Op. Expected	60																	
									Pct. Decided	100%																	
									Average Time	112d																	

\*After oral argument in *Harris* on October 8, 2019, the court consolidated the case with its decision in *Bostock* on June 15, 2020. After oral argument in *Malvo* on October 16, 2019, the court dismissed the case pursuant to Rule 46 on February 26, 2020. After oral argument in *Baca* on May 13, 2020, the court on July 6, 2020, reversed the decision below in a one-page per curiam opinion “for the reasons stated in” its opinion in *Chiafalo*.

# Opinions By Sitting

Roberts	0	1	2	1	1	2	JGR	7						
Thomas	1	1	0	1	1	1	CT	6						
Ginsburg	0	1	2	1	1	1	RBG	6						
Breyer	1	1	2	0	1	0	SGB	5						
Alito	1	1	1	1	1	1	SAA	6						
Sotomayor	1	1	1	1	1	0	SMS	5						
Kagan	1	1	1	1	1	1	EK	6						
Gorsuch	2	1	1	1	1	1	NMG	7						
Kavanaugh	0	1	1	1	1	2	BMK	6						
Per Curiam	0	1	1	0	0	0	Per Cur.	2						
	October		November		December		January		February		May		Opinions	55
	Argued: 9   Decided: 8		Argued: 10   Decided: 10		Argued: 12   Decided: 12		Argued: 8   Decided: 8		Argued: 9   Decided: 9		Argued: 10   Decided: 10		Argued	58
	Kahler	EK	Barton	BMK	N.Y. Rifle	PC	Lucky	SMS	Cowpasture	CT	Booking.com	RBG		
	NantKwest	SMS	Glover	CT	Public.Resource	JGR	Thole	BMK	Opati	NMG	Open Society	BMK		
	Ramos	NMG	CITGO	SMS	Rodriguez	NMG	Kelly	EK	Sineneng-Smith	RBG	Little Sisters	CT		
	Bostock	NMG	Allen	EK	Atlantic	JGR	Romag	NMG	Lomax	EK	Consultants	BMK		
	Harris *		Maui	SGB	Intel	SAA	Babb	SAA	Nasrallah	BMK	McGirt	NMG		
	Aurelius	SBG	IBM	PC	Banister	EK	Shular	RBG	Thuraissigiam	SAA	Guadalupe	SAA		
	Garcia	SAA	Regents	JGR	Guerrero-Lasprilla	SGB	GE Energy	CT	Seila Law	JGR	Mazars	JGR		
	Rotkiske	CT	Hernandez	SAA	Thryv	RBG	Espinoza	JGR	Liu	SMS	Vance	JGR		
	Malvo **		Comcast	NMG	Maine Community	SMS			June Medical	SGB	Chiafalo	EK		
			Ritzen	RBG	Holguin-Hernandez	SGB					Baca ***			
					Monasky	RBG								
				McKinney	BMK									

\*After oral argument in *Harris* on October 8, 2019, the court consolidated the case with its decision in *Bostock* on June 15, 2020.

\*\*After oral argument in *Malvo* on October 16, 2019, the court dismissed the case pursuant to Rule 46 on February 26, 2020.

\*\*\*After oral argument in *Baca* on May 13, 2020, the court on July 6, 2020, reversed the decision below in a one-page per curiam opinion “for the reasons stated in” its opinion in *Chiafalo*.

# Merits Cases By Vote Split

9-0 22 (36%)	8-1 6 (10%)	7-2 12 (20%)	6-3 7 (12%)	5-4 13 (22%)	
<i>Nantkwest</i>	<i>Rotkiske</i>	<i>Guerrero-Lasprilla</i>	<i>Kahler</i>	<i>Hernandez</i>	
<i>Aurelius</i>	<i>Glover</i>	<i>Banister</i>	<i>Ramos</i>	<i>Barton</i>	
<i>Lucky</i>	<i>Maine Community</i>	<i>Thryv</i>	<i>Bostock</i>	<i>Thole</i>	
<i>Kelly</i>	<i>Babb</i>	<i>Atlantic</i>	<i>Maui</i>	<i>RNC (PC)</i>	
<i>Sineneng-Smith</i>	<i>Liu</i>	<i>Cowpasture</i>	<i>N.Y. Rifle (PC)</i>	<i>McKinney</i>	
<i>Romag</i>	<i>Booking.com</i>	<i>Nasrallah</i>	<i>Andrus (PC)</i>	<i>Garcia</i>	
<i>Ritzen</i>		<i>CITGO</i>	<i>Consultants</i>	<i>Public.Resource</i>	
<i>Lomax</i>		<i>Thuraissigiam</i>		<i>Regents</i>	
<i>GE Energy</i>		<i>Guadalupe</i>		<i>Seila Law</i>	
<i>IBM (PC)</i>		<i>Little Sisters</i>		<i>June Medical</i>	
<i>Monasky</i>		<i>Mazars</i>		<i>Espinoza</i>	
<i>Rodriguez</i>		<i>Vance</i>		<i>Open Society (5-3)</i>	
<i>Shular</i>				<i>McGirt</i>	
<i>Holguin-Hernandez</i>					
<i>Intel</i>					
<i>Allen</i>					
<i>Comcast</i>					
<i>Opati (8-0)</i>					
<i>Thompson (PC)</i>					
<i>Davis (PC)</i>					
<i>Archdiocese (PC)</i>					
<i>Chiafalo</i>					

Past Terms					
	9-0	8-1	7-2	6-3	5-4
OT10	46%	12%	15%	5%	20%
OT11	45%	11%	8%	17%	20%
OT12	49%	5%	9%	8%	29%
OT13	66%	3%	10%	8%	14%
OT14	41%	7%	12%	15%	26%
OT15	48%	11%	20%	11%	5%
OT16	59%	9%	17%	4%	10%
OT17	39%	8%	15%	10%	26%
OT18	39%	7%	11%	15%	28%
Avg.	48%	8%	13%	10%	20%

\* We treat cases with eight or fewer votes as if they were decided by the full court. For 8-0, 7-1 and 6-2 decisions, we simply assume that the nonparticipating justice would have joined the majority. In cases that are decided 5-3, we look at each case individually to decide whether it was more likely that the nonparticipating justice would join the majority or the dissent. Our assumption that nine justices voted in each case applies only to figures that treat each case as a whole, like the chart above, and not to figures that focus on the behavior of individual justices, like our Justice Agreement charts.

\*\* For cases that are decided by a 5-4 vote, we provide information about whether the majority was made up of the most common conservative bloc (Roberts, Thomas, Alito, Gorsuch and Kavanaugh), the most liberal bloc (Ginsburg, Breyer, Sotomayor and Kagan) along with any of the more conservative justices, or a more uncommon alignment. A conservative lineup is marked with a red square, a liberal lineup is marked with a blue square and all others are marked with a yellow square.

\*\*\* For per curiam opinions, we assume that all justices who do not publicly dissent voted with the majority.



# Circuit Scorecard

OT 2019	Number	Percent	Decided	Aff'd	Rev'd	Aff'd %	Rev'd %
CA1	1	1%	1	0	1	0%	100%
CA2	8	12%	8	2	6	25%	75%
CA3	4	6%	4	2	2	50%	50%
CA4	4	6%	4	3	1	75%	25%
CA5	7	10%	7	1	6	14%	86%
CA6	3	4%	3	3	0	100%	0%
CA7	1	1%	1	0	1	0%	100%
CA8	1	1%	1	1	0	100%	0%
CA9	10	15%	10	1	9	10%	90%
CA10	4	4%	4	1	2	33%	67%
CA11	7	10%	7	3	4	43%	57%
CA DC	3	4%	3	1	2	33%	67%
CA Fed	4	6%	4	1	3	25%	75%
CA AF	0	0%	0	0	0	0%	0%
State	11	16%	11	3	8	27%	73%
Dist. Court	0	0%	0	0	0	0%	0%
Original	0	0%	0	0	0	0%	0%
Totals	67	100%	67	22	45	33%	67%

OT 2020	Number	Percent
CA1	0	0%
CA2	1	3%
CA3	2	6%
CA4	1	3%
CA5	5	16%
CA6	4	13%
CA7	2	6%
CA8	2	6%
CA9	4	13%
CA10	1	3%
CA11	2	6%
CA DC	3	9%
CA Fed	1	3%
CA AF	1	3%
State	2	6%
Dist. Court	0	0%
Original	1	3%
Totals	32	100%

\* For the Circuit Scorecards only, we treat certain consolidated cases as separate decisions rather than as one. For consolidated cases that stemmed from different lower court decisions, we counted the cases separately on this table to most accurately reflect the Supreme Court’s treatment of the precedents below. For cases that were consolidated in the court below, we count the Supreme Court’s decision only once. Throughout the rest of the Stat Pack consolidated cases are uniformly treated as a single case.

\*\* For purposes of the Circuit Scorecards, we include as “affirmances” merits opinions that let stand the lower-court opinion, and as “reversals” opinions that only vacate the lower-court decision and remand for further consideration.

\*\*\* The circuit scorecard does not include *Walker v. United States*, which was dismissed before argument, *Mathena v. Malvo*, which was dismissed after argument, *Sharp v. Murphy*, which was restored to the calendar after OT18 but never scheduled for argument during OT19, or *NYSRPA v. New York*, which was argued on December 2, 2019, and dismissed as moot on April 27, 2020, via a 6-3 per curiam opinion.

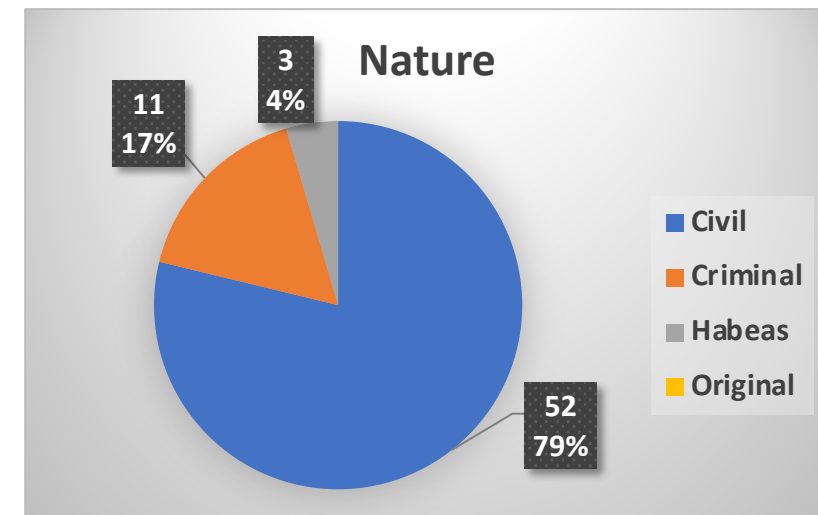
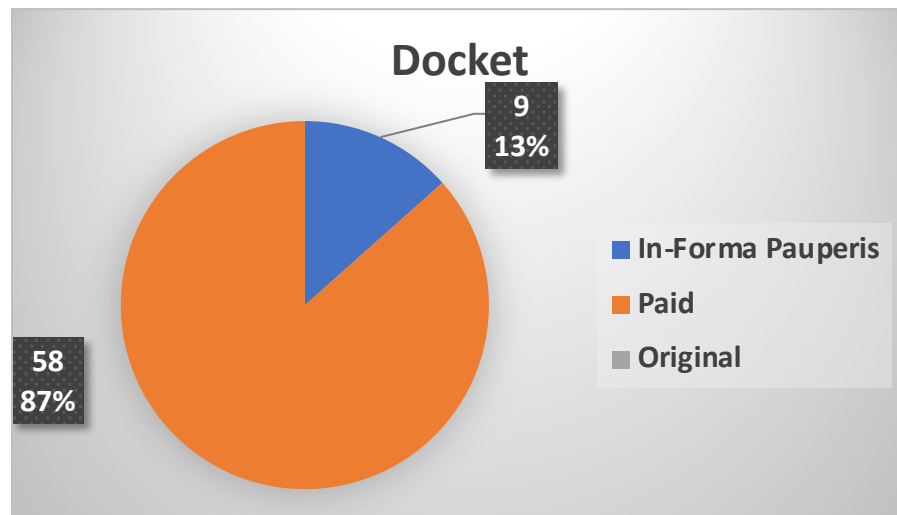
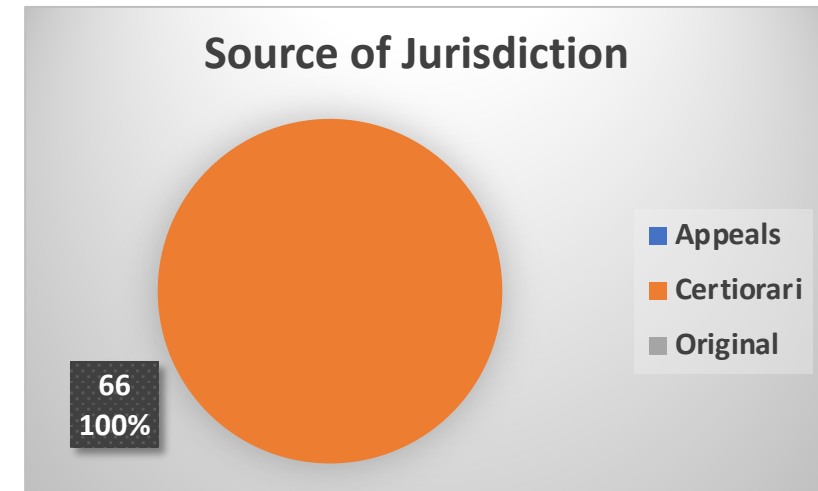
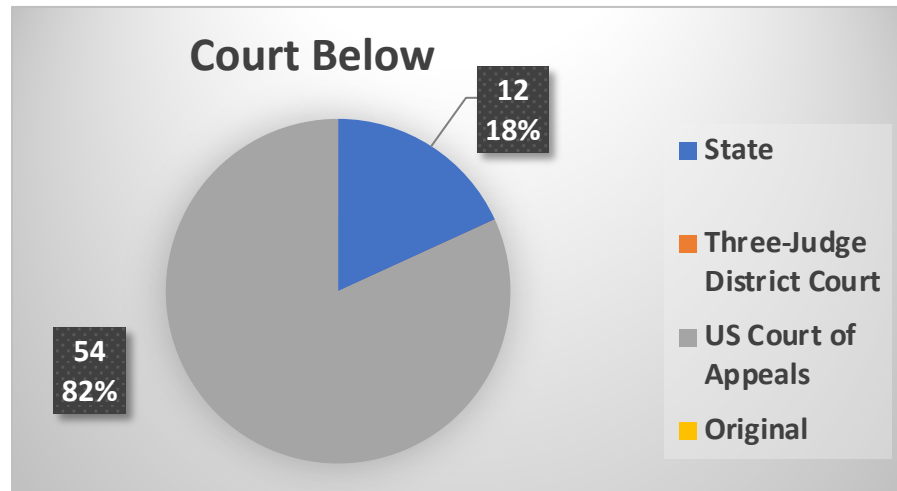
# Circuit Scorecard

This chart features affirmance and reversal rates for each circuit and each justice. The first number is the number of times a particular justice voted to affirm a decision of the court below, and the second number is the number of times that justice voted to vacate or reverse the decision below.

	Roberts	Thomas	Ginsburg	Breyer	Alito	Sotomayor	Kagan	Gorsuch	Kavanaugh	Total Votes	Overall Decisions
CA1	0-1	0-1	0-1	0-1	0-1	0-1	0-1	0-1	0-1	0-9	0-1
CA2	2-6	3-5	3-5	3-5	3-5	3-5	2-5	4-4	2-6	25-46	2-6
CA3	2-2	1-3	2-2	2-2	1-3	3-1	2-2	2-2	2-2	17-19	2-2
CA4	3-1	3-1	2-2	1-3	3-1	4-0	3-1	3-1	3-1	25-11	3-1
CA5	1-6	5-2	0-7	0-7	5-2	0-7	0-7	2-5	2-5	15-46	1-6
CA6	3-0	2-1	3-0	3-0	2-1	3-0	3-0	3-0	2-1	24-3	3-0
CA7	0-1	0-1	1-0	1-0	0-1	1-0	1-0	0-1	0-1	4-5	0-1
CA8	1-0	1-0	0-1	0-1	1-0	0-1	0-1	1-0	1-0	5-4	1-0
CA9	1-9	4-6	3-7	2-8	3-7	4-6	3-7	3-7	2-8	25-65	1-9
CA10	1-2	1-2	1-2	1-2	1-2	1-1	1-2	1-2	1-2	9-17	1-2
CA11	3-4	5-2	1-6	1-6	4-3	2-5	2-5	3-4	4-3	25-38	3-4
CA DC	1-2	1-2	1-2	1-2	1-2	1-2	1-2	0-3	0-2	7-19	1-2
CA Fed	1-3	1-3	1-3	1-3	2-2	2-2	1-3	2-2	1-3	12-24	1-3
State	5-6	6-5	3-8	3-8	6-5	4-7	5-6	5-6	4-7	41-58	3-8
Dist. Court	0-0	0-0	0-0	0-0	0-0	0-0	0-0	0-0	0-0	0-0	0-0
Totals	24-43	33-34	21-46	19-48	32-35	28-38	24-42	29-38	24-42	234-366	22-45

# Makeup of the Merits Docket

The following charts depict different characteristics of the cases that were released with merits opinions. These charts include information about cases disposed of with signed opinions, summary reversals or affirmances by an equally divided court.



Technically, all paid and in forma pauperis cases have been on the same docket since 1971, with paid cases beginning each year with case number 1, and IFP cases beginning at number 5001. Original cases remain on a separate docket and follow a separate numbering convention. For more information on the dockets, see Eugene Gressman et al., “Supreme Court Practice” 55–56 (9th ed. 2007).

The charts here do not include the court’s decision in *RNC v. DNC* on April 6, 2020, which was never filed as a petition for certiorari at the court.

# Opinions Authored by Each Justice

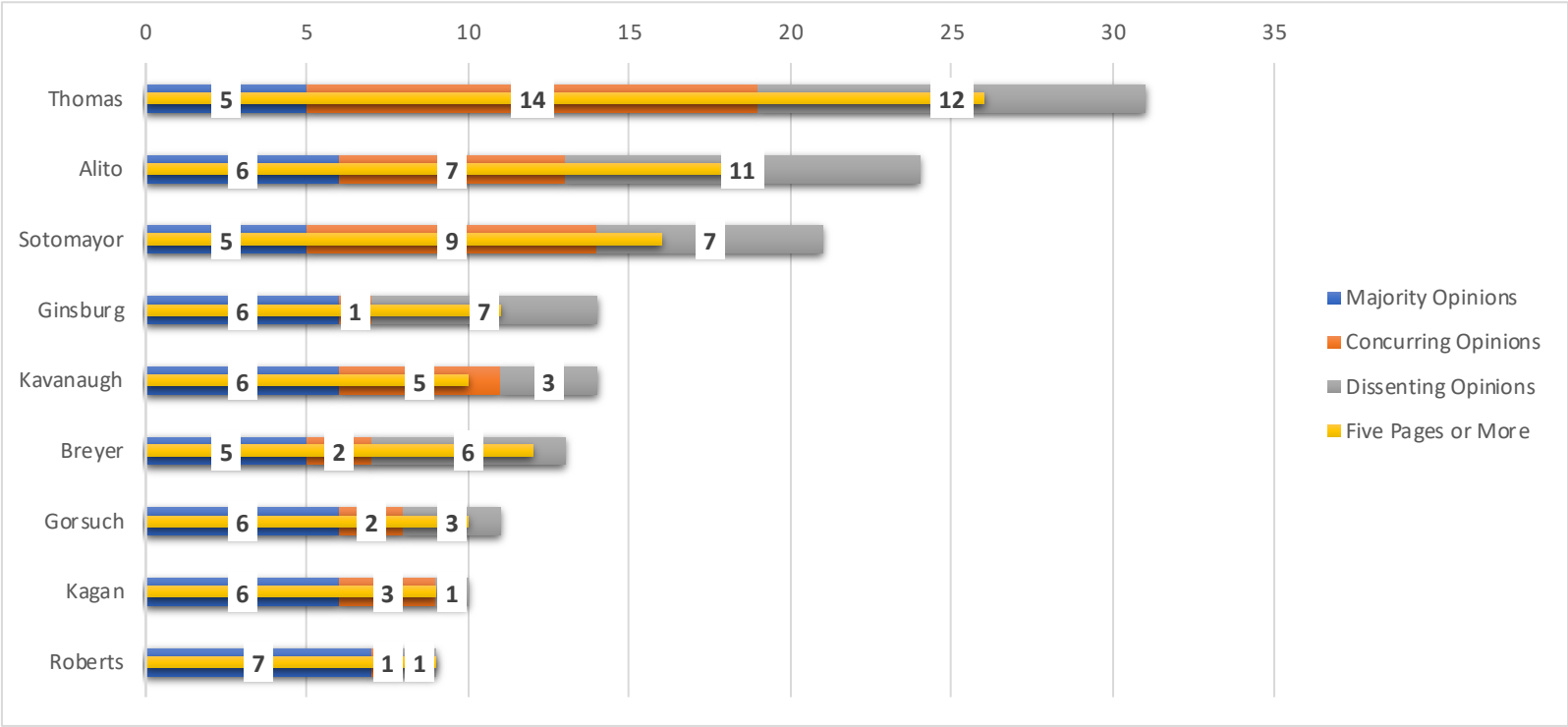
		Roberts	Thomas	Ginsburg	Breyer	Alito	Sotomayor	Kagan	Gorsuch	Kavanaugh	PC								
Majority Opinions	1	Atlantic	Rotkiske	Ritzen	Holguin-Hernandez	Garcia	NantKwest	Kahler	Comcast	McKinney	IBM	60							
	2	Public.Resource	Glover	Thryv	Maui	Babb	Maine Community	Banister	Ramos	Barton	N.Y. Rifle								
	3	Regents	GE Energy	Shular	Aurelius	Hernandez	Lucky	Kelly	Bostock	Thole	Davis								
	4	Espinoza	Cowpasture	Sineneng-Smith	Guerrero-Lasprilla	Intel	CITGO	Lomax	Opati	Nasrallah	RNC								
	5	Seila Law	Little Sisters	Monasky	June Medical	Thuraissigiam	Liu	Allen	Romag	Open Society	Archdiocese								
	6	Vance		Booking.com		Guadalupe		Chiafalo	Rodriguez	Consultants	Thompson								
	7	Mazars						McGirt		Andrus									
	8																		
	9																		
	10																		
	11																		
	12																		
	13																		
	14																		
	15																		
Concurring Opinions	1	June Medical	Garcia	Comcast	Allen	Holguin-Hernandez	GE Energy	IBM	IBM	N.Y. Rifle	45								
	2		Ramos		Thuraissigiam	Romag	Babb	Glover	Espinoza	Shular									
	3		Thole			Atlantic	Romag	Little Sisters	Consultants	Maui									
	4		Aurelius			Monasky	Aurelius	Little Sisters	Consultants	Ramos									
	5		Sineneng-Smith			Archdiocese	Ramos			Vance									
	6		Hernandez			Espinoza	Rotkiske												
	7		Allen			Little Sisters	Regents												
	8		Monasky				Booking.com												
	9		Thuraissigiam				Consultants												
	10		Espinoza																
	11		Seila Law																
	12		Open Society																
	13		Chiafalo																
	14		Guadalupe																
	15																		
Dissenting Opinions	1	McGirt	Guerrero-Lasprilla	Rotkiske	Garcia	N.Y. Rifle	Glover			Seila Law	Atlantic	Bostock	51						
	2		CITGO	Hernandez	Kahler	Ramos	Barton		Thryv	Regents									
	3		Maui	McKinney	Booking.com	Bostock	Thole		June Medical	June Medical									
	4		Public.Resource	RNC	Open Society	Maine Community	Cowpasture												
	5		Babb	Public.Resource	Espinoza	Banister	Thuraissigiam												
	6		Nasrallah	Espinoza	Consultants	Andrus	Espinoza												
	7		Regents	Little Sisters		Maui	Sotomayor												
	8		Liu	Regents															
	9		June Medical	June Medical															
	10		McGirt	Vance															
	11		Vance	Mazars															
	12		Mazars																
	13																		
Total		9	31	14	13	24	21	10	13	14	7	156							

\*Plurality opinions are treated as majority opinions throughout the Stat Pack.

# Total Opinion Authorship

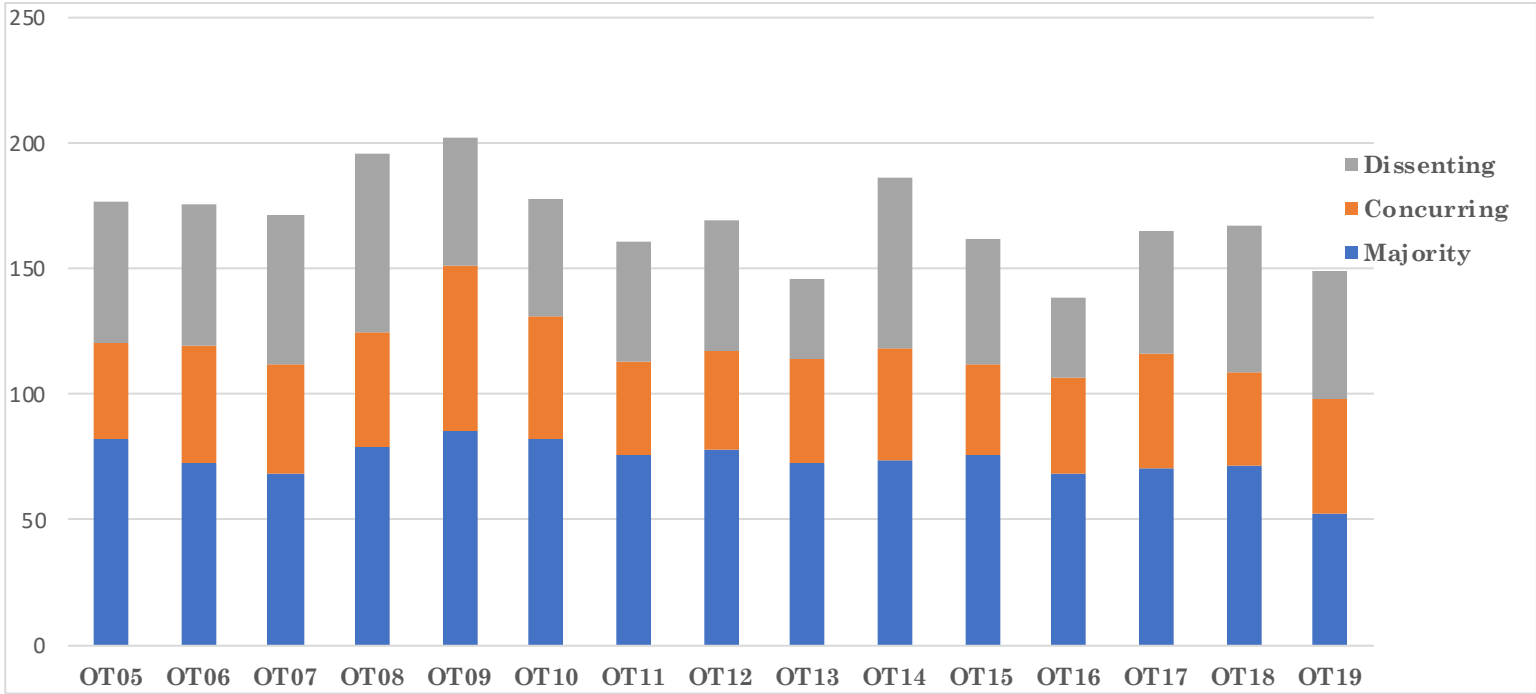
The number of opinions five pages or longer is included in parentheses and represented by the thicker bars in the chart below.

	Total Opinions	Majority Opinions	Concurring Opinions	Dissenting Opinions
Roberts	9 (9)	7 (7)	1 (1)	1 (1)
Thomas	31 (26)	5 (5)	14 (10)	12 (11)
Ginsburg	14 (11)	6 (6)	1 (0)	7 (6)
Breyer	13 (12)	5 (5)	2 (1)	6 (6)
Alito	24 (18)	6 (6)	7 (3)	11 (9)
Sotomayor	21 (16)	5 (5)	9 (3)	7 (7)
Kagan	10 (9)	6 (6)	3 (2)	1 (1)
Gorsuch	13 (12)	7 (7)	3 (2)	3 (3)
Kavanaugh	14 (10)	6 (6)	5 (2)	3 (2)
Per Curiam	7 (3)	7 (3)		
	156 (126)	60 (56)	45 (24)	51 (46)



# Total Opinions Over Time

Term	Majority Opinions	Concurring Opinions	Dissenting Opinions	Total Opinions	Summary Reversals
OT05	82	39	56	177	11
OT06	73	46	57	176	4
OT07	69	43	59	171	2
OT08	79	46	71	196	4
OT09	86	65	51	202	14
OT10	82	49	47	178	5
OT11	76	37	48	161	11
OT12	78	39	52	169	5
OT13	73	41	32	146	6
OT14	74	44	68	186	8
OT15	76	36	50	162	13
OT16	69	38	32	139	7
OT17	71	45	49	165	11
OT18	72	39	56	167	5
OT19	53	45	51	149	5
Average (OT05-19)	74	43	52	170	7



# Workload – Opinions Released Each Week

The chart below demonstrates how many opinions were released by each justice during each opinion week.

		October			November			December			January			February			March			April			May			June				July	Total
		#1	#2	#3	#1	#2	#3	#1	#2	#3	#1	#2	#3	#1	#2	#3	#1	#2	#3	#1	#2	#3	#1	#2	#3	#4	#1				
JGR	Majority																		1	1						1		2	2	7	
	Concurring																									1			1	1	
	Dissenting																											1		1	
	Total																		1	1						1			3	9	
CT	Majority								1									1						1		1			1	5	
	Concurring													2	1		1			1		1		2		1	3	2	14		
	Dissenting															1	1	1	1	1			1		1	1	1	3	12		
	Total								1					2	1		2	1	2	2	1	1		4		2	2	4	6	31	
RBG	Majority										1			2					1		1						1		6		
	Concurring															1													1		
	Dissenting								1					2				1		1						1	1	7			
	Total								1		1			4			1		1	1	1	1					2	1	14		
SGB	Majority													1			1						1				1		5		
	Concurring															1										1		2			
	Dissenting													1		1										3	1	6			
	Total													1	1		3			1			1			1	4	1	13		
SAA	Majority													2	1				1							1		1	6		
	Concurring													3					2							1	1	7			
	Dissenting																		2	2			1		3		1	2	11		
	Total													5	1				1	4	2			1		3	1	2	4	24	
SMS	Majority								1								1			1	1					1			5		
	Concurring								1									1	2				2		1		1	1	9		
	Dissenting																	1	1				1		1	1	1	7			
	Total								2								1	2	3	1	1			3		2	2	2	2	21	
EK	Majority																2				1			1	1			1	6		
	Concurring									1								1										1	3		
	Dissenting																									1		1			
	Total									1							2		1			1			1	1		1	2	10	
NMG	Majority													1			1			2		1				1		1	7		
	Concurring									1																	1	1	3		
	Dissenting																			2							1		3		
	Total										1			1			1			4		1				1		2	2	13	
BMK	Majority													1						1				2			1	1	6		
	Concurring													1					2	1							1		5		
	Dissenting																								2		1		3		
	Total													2					3	1				2		2		2	14		

# Workload – Slip Pages Released Each Week

The chart below demonstrates how many written pages of opinions were released by each justice during each opinion week.

		October			November			December			January			February			March			April			May			June				July	Total
		#1	#2	#3	#1	#2	#3	#1	#2	#3	#1	#2	#3	#1	#2	#3	#1	#2	#3	#1	#2	#3	#1	#2	#3	#1	#2	#3	#4	#1	
JGR	Majority																		22	18						29		59	42	170	
	Concurring																											16		16	
	Dissenting																												37	37	
	Total																												75	79	223
CT	Majority								7									10							12		18		26	73	
	Concurring												10	3		3			9		9			14			10	35	17	110	
	Dissenting															12	11	8	8	17				8		26	11	20	37	158	
	Total								7					10	3		15	11	18	17	17	9			34		44	21	55	80	341
RBG	Majority									12			28					16		11								14		81	
	Concurring															4														4	
	Dissenting							7					21					6		4								6	22	66	
	Total								7		12			49			4		6	16	4	11						20	22	151	
SGB	Majority												6			13			8					11				40		78	
	Concurring															2											9			11	
	Dissenting													7		23												56	12	98	
	Total												6	7		38			8					11			9	96	12	187	
SAA	Majority												32	20				14									36		27	129	
	Concurring												7						10									13	19	49	
	Dissenting																		44	39				16		63		34	27	223	
	Total												39	20				14	54	39				16		63	36	47	73	401	
SMS	Majority								10								16			31	12						20			89	
	Concurring								2									1	7					26		4		2	2	44	
	Dissenting																	8	15					25		21	40	11	21	151	
	Total								12								16	9	22	31	12			51		25	60	13	23	274	
EK	Majority															41					13			16	7				18	95	
	Concurring									2								5											7	14	
	Dissenting																											39		39	
	Total									2						41		5			13			16	7			39	25	148	
NMG	Majority												6			13			33			12				33			42	139	
	Concurring									3																		8	7	18	
	Dissenting																		34									21		55	
	Total									3			6			13			67			12				33		29	49	212	
BMK	Majority												7						17					21				9	25	79	
	Concurring												3						21	1								5	30		
	Dissenting																									36		2		38	
	Total												10						38	1				21		36		11	30	147	



# Time Between Oral Argument and Opinion

Argued	Avg.	Total
October	158d	7
November	137d	10
December	116	12
January	111	8
February	103d	9
May	58d	9
Overall	112d	55

Average	112d
Median	105d

Shortest	Shular	36d
Longest	Bostock	251d

Averages	
OT06	96d
OT07	94d
OT08	94d
OT09	109d
OT10	106d
OT11	97d
OT12	95d
OT13	94d
OT14	95d
OT15	95d
OT16	92d
OT17	109d
OT18	105d

	Rank	Case	Days	Author	Vote	Argued	Decided
Shortest	1	Shular	36	Ginsburg	9-0	Jan. 21, 2020	Feb. 26, 2020
	2	Chiafalo	54	Kagan	9-0	May 13, 2020	July 6, 2020
	3	Open Society	55	Kavanaugh	5-3	May 5, 2020	June 29, 2020
	4	Rotkiske	55	Thomas	8-1	Oct. 16, 2019	Dec. 10, 2019
	5	Booking.com	57	Ginsburg	8-1	May 4, 2020	June 30, 2020
	6	Guadalupe	58	Alito	7-2	May 11, 2020	July 8, 2020
	7	Mazars	58	Roberts	7-2	May 12, 2020	July 9, 2020
	8	Vance	58	Roberts	7-2	May 12, 2020	July 9, 2020
	9	McGirt	59	Gorsuch	5-4	May 11, 2020	July 9, 2020
	10	Consultants	61	Kavanaugh	6-3	May 6, 2020	July 6, 2020

	Rank	Case	Days	Author	Vote	Argued	Decided
Longest	1	Bostock	251	Gorsuch	6-3	Oct. 8, 2019	June 15, 2020
	2	Aurelius	230	Breyer	9-0	Oct. 15, 2019	June 1, 2020
	3	Regents	219	Roberts	5-4	Nov. 12, 2019	June 18, 2020
	4	Ramos	196	Gorsuch	6-3	Oct. 7, 2019	Apr. 20, 2020
	5	Banister	180	Kagan	7-2	Dec. 4, 2019	June 1, 2020
	6	Barton	171	Kavanaugh	5-4	Nov. 4, 2019	Apr. 23, 2020
	7	Maui	169	Breyer	6-3	Nov. 6, 2019	Apr. 23, 2020
	8	Kahler	168	Kagan	6-3	Oct. 7, 2019	Mar. 23, 2020
	9	Glover	154	Thomas	8-1	Nov. 4, 2019	Apr. 6, 2020
	10	Public.Resource	147	Roberts	5-4	Dec. 2, 2019	Apr. 27, 2020

	0-30 days	30-59	60-89	90-119	120-149	150-179	180-209	210-239	More than 240
OT16	0	16	21	11	6	5	2	1	0
OT17	1	8	18	12	10	5	4	1	1
OT18	0	11	16	17	13	6	2	1	1
OT19	1	9	13	11	12	4	2	2	1

# Majority Opinion Authorship

Majority Opinions Authored

	Total	9-0	8-1	7-2	6-3	5-4	Average Majority
Roberts	7	-	-	3	-	4	5.9
Thomas	5	1	2	2	-	-	7.8
Ginsburg	6	4	1	1	-	-	8.5
Breyer	5	2	-	1	1	1	7.2
Alito	6	1	1	2	-	2	6.8
Sotomayor	5	2	2	1	-	-	8.2
Kagan	6	4	-	1	1	-	8.2
Gorsuch	7	4	-	-	2	1	7.6
Kavanaugh	6	-	-	1	1	4	5.5
	53	18	6	12	5	12	6.3

Percentage of Majority Opinions Decided with Unanimous Judgment	
Ginsburg	67%
Breyer	40%
Thomas	20%
Sotomayor	40%
Kavanaugh	0%
Kagan	67%
Gorsuch	57%
Roberts	0%
Alito	17%

Authorship as a Percentage of Similar Opinions

	9-0	8-1	7-2	6-3	5-4
Roberts	-	-	25%	-	33%
Thomas	6%	33%	17%	-	-
Ginsburg	22%	17%	8%	-	-
Breyer	11%	-	8%	20%	8%
Alito	6%	17%	17%	-	17%
Sotomayor	11%	33%	8%	-	-
Kagan	22%	-	8%	20%	-
Gorsuch	22%	-	-	40%	8%
Kavanaugh	-	-	8%	20%	33%

Average Days Between Argument and Opinion	
Alito	97.2
Kagan	126.3
Gorsuch	129.3
Roberts	128.4
Kavanaugh	99.0
Sotomayor	116.6
Breyer	139.8
Thomas	103.2
Ginsburg	72.7

# Frequency in the Majority

The following charts measure how frequently each justice has voted with the majority during October Term 2019. The charts include summary reversals but do not include cases that were dismissed.

All Cases										
Justice	Votes	Frequency in Majority		OT18	OT17	OT16	OT15	OT14	OT13	OT12
Roberts	60	58	97%	85%	93%	93%	92%	80%	92%	86%
Thomas	60	43	72%	75%	81%	82%	72%	61%	88%	79%
Ginsburg	60	45	75%	75%	73%	85%	88%	86%	85%	79%
Breyer	60	47	78%	76%	73%	90%	94%	92%	88%	83%
Alito	60	44	73%	82%	79%	86%	84%	72%	88%	79%
Sotomayor	60	44	73%	75%	68%	90%	83%	89%	82%	79%
Kagan	59	47	80%	82%	74%	93%	95%	85%	92%	81%
Gorsuch	60	53	89%	75%	85%	82%	-	-	-	-
Kavanaugh	59	55	93%	91%	-	-	-	-	-	-

Divided Cases										
Justice	Votes	Frequency in Majority		OT18	OT17	OT16	OT15	OT14	OT13	OT12
Roberts	38	36	95%	75%	89%	83%	84%	66%	76%	73%
Thomas	38	21	55%	59%	69%	57%	49%	34%	64%	60%
Ginsburg	38	23	61%	59%	56%	63%	78%	77%	56%	60%
Breyer	38	25	66%	61%	56%	77%	89%	86%	64%	67%
Alito	38	22	58%	70%	67%	67%	70%	52%	63%	59%
Sotomayor	38	22	58%	59%	49%	76%	68%	82%	46%	59%
Kagan	37	25	68%	70%	59%	83%	91%	75%	75%	63%
Gorsuch	38	31	82%	59%	75%	63%	-	-	-	-
Kavanaugh	38	34	89%	79%	-	-	-	-	-	-

# Strength of the Majority

Cases Affirmed by an Equally Divided Court	
Term	Total
OT05	0
OT06	0
OT07	2
OT08	0
OT09	0
OT10	2
OT11	0
OT12	0
OT13	0
OT14	0
OT15	4
OT16	0
OT17	1
OT18	0
OT19	0
Average (OT05-OT19)	.6

Argument Sitting	Decided	9-0	8-1	7-2	6-3	5-4	Average Majority
October	7	2	1	-	3	1	7.0
November	10	4	1	1	1	3	7.2
December	12	4	1	4	1	2	7.3
January	8	5	1	-	-	2	7.9
February	9	3	1	3	-	2	7.3
May	9	1	1	4	1	2	6.5
Summary Reversal	5	3	-	-	1	1	7.6

Number of Opinions Per Case
2.9
2.8
2.2
2.8
2.6
3.2
1.6

Term Recusals	
Justice	Total
Kavanaugh	1
Kagan	1
Sotomayor	1
Gorsuch	1

Solo Dissents		
Justice	Total (OT19)	Average* (OT05-OT18)
Breyer	1	.40
Thomas	2	2.1
Gorsuch	-	.67
Alito	1	.58
Sotomayor	1	.80
Kagan	-	0
Roberts	-	0
Kavanaugh	-	0
Ginsburg	1	.86

\* Averages consider only the terms during which a justice served on the court. Roberts, Kagan and Kavanaugh have never filed a lone dissenting vote.

# Majority Opinion Distribution

For each case decided with a merits opinion, the author of the majority opinion is selected by the most senior justice who votes with the majority. For example, in *Herrera v. Wyoming*, a 5-4 decision in which Justices Ginsburg, Breyer, Sotomayor, Kagan and Gorsuch voted in the majority, Justice Ginsburg (the most senior justice in the majority) assigned authorship duties to Justice Sotomayor (the author of the majority opinion). The tables below demonstrate how the five most senior justices on the court assigned majority opinions during OT19 when they had the chance. For unanimous cases we have showed only statistics for Chief Justice Roberts because he is always the most senior justice in a unanimous majority.

Unanimous Cases									
	Roberts	Thomas	Ginsburg	Breyer	Alito	Sotomayor	Kagan	Gorsuch	Kavanaugh
Roberts (18)	0	1	4	2	1	2	4	4	0

5-4 Cases									
	Roberts	Thomas	Ginsburg	Breyer	Alito	Sotomayor	Kagan	Gorsuch	Kavanaugh
Roberts (11)	4	0	0	1	2	0	0	0	4
	Thomas (0)	-	-	-	-	-	-	-	-
		Ginsburg (0)	-	-	-	-	-	-	-
			Breyer (0)	-	-	-	-	-	-
				Alito (0)	-	-	-	-	-

# Unanimity

To take a closer look at unanimity at the court, we created three distinct measures of unanimity. The measures of unanimity are defined as follows:

- Measure #1:** When all justices simply voted for the same judgment – i.e., whether to affirm or reverse the judgment below. This is the broadest measure of unanimity because it allows for justices to write separate opinions – and sometimes even conflicting ones – as long as each justice voted to affirm or reverse the decision below.
- Measure #2:** When all justices joined some part of the same majority opinion, but one or more justices (1) wrote separately to state an individual position or (2) did not join the majority opinion in full.
- Measure #3:** When all justices joined a single majority opinion in full, without any justices writing separate concurring opinions. This is the narrowest measure of unanimity because it requires that the justices agree in full and without any written reservations or additions.

		Measure #3	<i>All Justices in Total Agreement</i>	9	40.91%
		Measure #2	<i>All Justices Join the Majority Opinion</i>	8	36.36%
	Measure #1		<i>All Justices Vote For the Same Judgment</i>	5	22.73%
Divided		<i>Justices Disagree On Whether To Affirm, Reverse, Or Vacate The Decision Below</i>	38	63.33%	

\* Note that Measure #2 incorporates the cases captured in Measure #1, just as Measure #3 captures those cases included in Measures #1 and #2. For more information on our measures of unanimity, see Kedar S. Bhatia, A Few Notes On Unanimity, SCOTUSblog (July 10, 2014 10:40 AM), <<http://www.scotusblog.com/2014/07/a-few-notes-on-unanimity/>>.

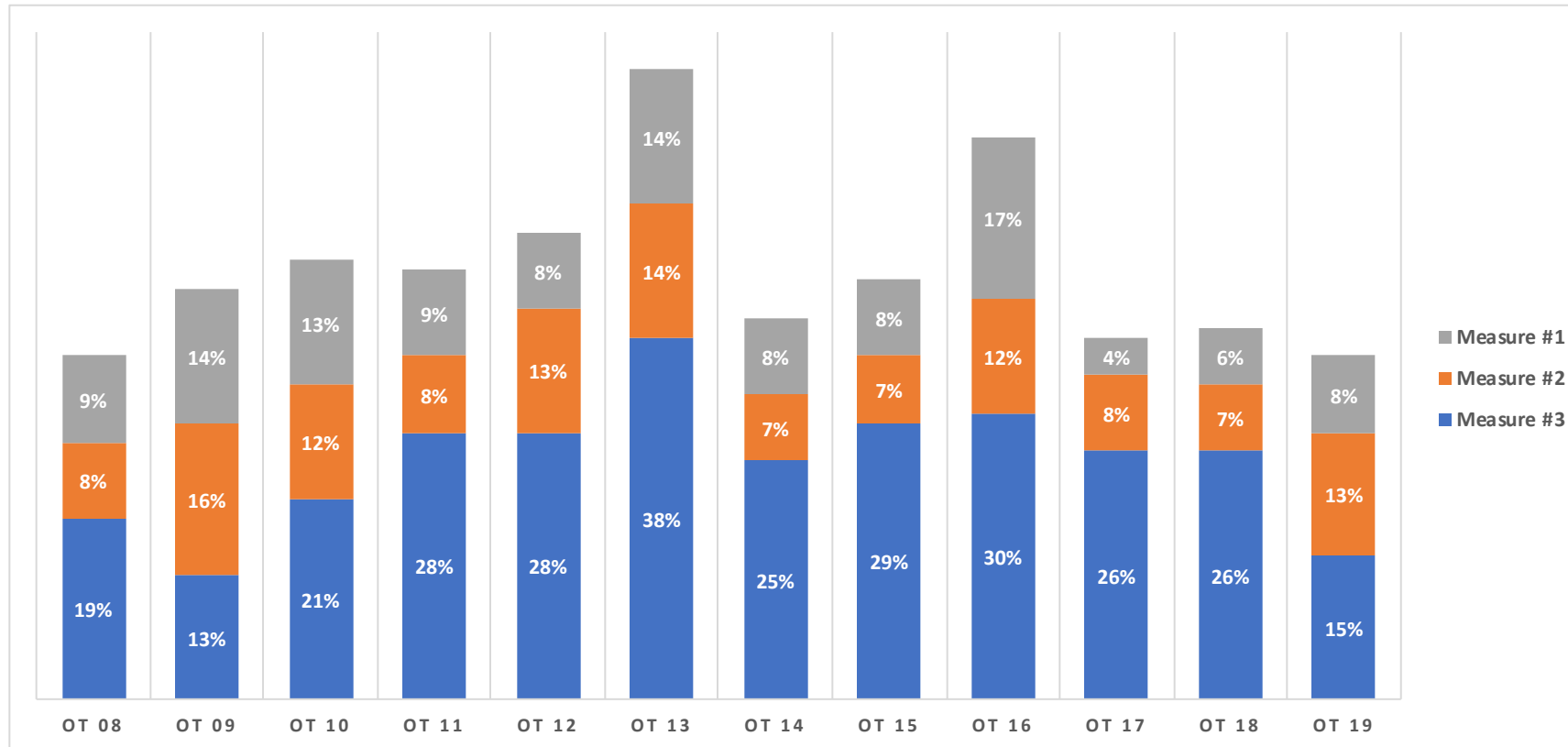
# Unanimity

To take a closer look at unanimity at the court, we created three distinct measures of unanimity. The measures of unanimity are defined as follows:

**Measure #1:** When all justices simply voted for the same judgment – i.e., whether to affirm or reverse the judgment below. This is the broadest measure of unanimity because it allows for justices to write separate opinions – and sometimes even conflicting ones – as long as each justice voted to affirm or reverse the decision below.

**Measure #2:** When all justices joined some part of the same majority opinion, but one or more justices (1) wrote separately to state an individual position or (2) did not join the majority opinion in full.

**Measure #3:** When all justices joined a single majority opinion in full, without any justices writing separate concurring opinions. This is the narrowest measure of unanimity because it requires that the justices agree in full and without any written reservations or additions.



# 5-4 Cases

Alignment of the Majority		
Majority		Cases
Roberts, Thomas, Alito, Gorsuch, Kavanaugh	9	<i>Hernandez, Barton, Thole, McKinney, Garcia, RNC, Espinoza, Selia Law, Open Society</i>
Roberts, Ginsburg, Breyer, Sotomayor, Kagan	2	<i>Regents, June Medical</i>
Ginsburg, Breyer, Sotomayor, Kagan, Gorsuch	1	<i>McGirt</i>
Roberts, Sotomayor, Kagan, Gorsuch, Kavanaugh	1	<i>Public.Resource</i>

Term	Number of 5-4 Opinions	Percentage of Total Opinions	Percentage of 5-4 Split Ideological *	Conservative Victory * (Percentage of Ideological)	Conservative Victory (Percentage of All 5-4)	Number of Different Alignments
OT05	11	12%	73%	53%	45%	7
OT06	24	33%	79%	68%	54%	6
OT07	12	17%	67%	50%	33%	6
OT08	23	29%	70%	69%	48%	7
OT09	16	19%	69%	73%	50%	7
OT10	16	20%	88%	71%	63%	4
OT11	15	20%	67%	50%	33%	7
OT12	23	29%	70%	63%	43%	7
OT13	10	14%	60%	67%	40%	7
OT14	19	26%	68%	38%	26%	7
OT15	4	5%	100%	25%	25%	2
OT16	7	10%	86%	33%	29%	3
OT17	19	26%	74%	100%	74%	5
OT18	20	28%	80%	50%	40%	10
OT19	13	21%	92%	75%	69%	4
Average	15	21%	76%	59%	45%	6

\* For the purposes of this chart, a “Conservative Victory” occurs whenever the majority consists of Chief Justice Roberts and Justices Thomas, Alito, Gorsuch and Kavanaugh. A “Liberal Victory” occurs whenever the majority consists of Justices Ginsburg, Breyer, Sotomayor, Kagan and one conservative. An ideological split occurs with either of these two types of victories.

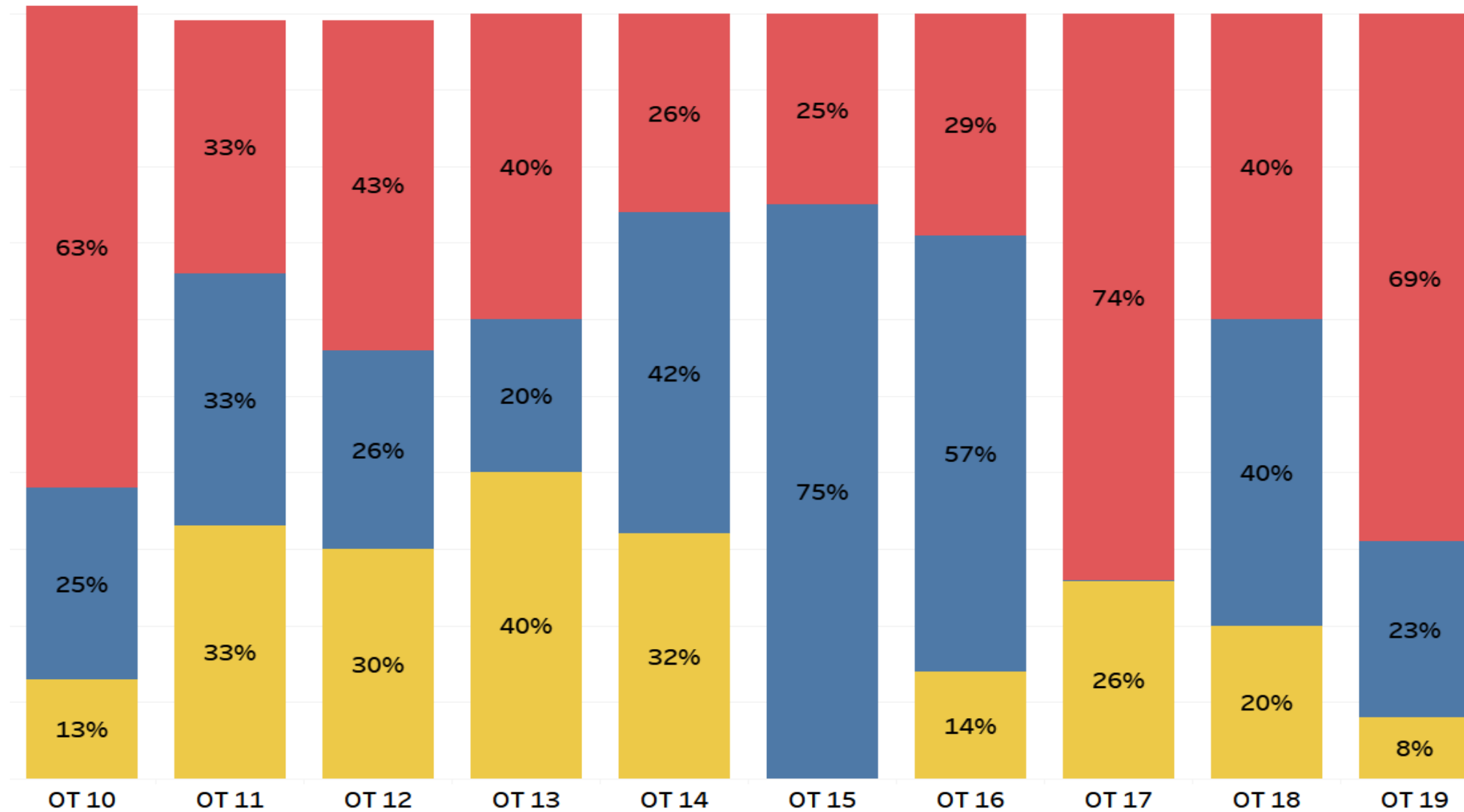


# 5-4 Cases

Membership in a 5-4 Majority											
Justice	Cases Decided	Frequency in Majority		OT18	OT17	OT16	OT15	OT14	OT13	OT12	OT11
Roberts	13	12	92%	55%	89%	29%	25%	53%	70%	61%	67%
Thomas	13	9	69%	65%	79%	43%	25%	37%	50%	65%	67%
Ginsburg	13	3	23%	50%	26%	71%	75%	63%	40%	43%	33%
Breyer	13	3	23%	50%	21%	71%	75%	74%	50%	48%	47%
Alito	13	9	69%	60%	79%	29%	25%	47%	60%	57%	60%
Sotomayor	13	4	31%	45%	21%	71%	75%	68%	30%	39%	47%
Kagan	12	4	33%	45%	17%	71%	50%	53%	50%	43%	40%
Gorsuch	13	11	85%	70%	84%	67%	-	-	-	-	-
Kavanaugh	13	10	77%	67%	-	-	-	-	-	-	-

5-4 Majority Opinion Authorship												
Justice	Cases Decided	Frequency in the Majority	Opinions Authored	Frequency as Author	OT18	OT17	OT16	OT15	OT14	OT13	OT12	OT11
Roberts	13	12	4	31%	20%	12%	0%	0%	20%	14%	14%	10%
Thomas	13	9	0	0%	20%	20%	33%	0%	0%	20%	13%	0%
Ginsburg	13	3	0	0%	5%	20%	20%	0%	25%	0%	10%	0%
Breyer	13	3	1	8%	5%	25%	20%	33%	21%	0%	18%	43%
Alito	13	9	2	15%	10%	27%	0%	100%	33%	33%	46%	33%
Sotomayor	13	4	0	0%	5%	0%	0%	0%	15%	0%	22%	29%
Kagan	13	4	0	0%	10%	33%	20%	0%	10%	60%	10%	17%
Gorsuch	13	11	1	8%	15%	31%	0%	-	-	-	-	-
Kavanaugh	13	10	4	31%	11%	-	-	-	-	-	-	-

# 5-4 Cases



\*For OT10 through OT17, a victorious conservative majority (in red) includes Kennedy, Roberts, Scalia/Gorsuch, Thomas and Alito. A victorious liberal majority (in blue) includes Kennedy, Ginsburg, Breyer, Sotomayor and Kagan. Different majorities are marked in yellow.

\*\*For OT18 and OT19, a victorious conservative majority (in red) includes Roberts, Thomas, Alito, Gorsuch and Kavanaugh. A victorious liberal majority (in blue) includes Ginsburg, Breyer, Sotomayor, Kagan and one other justice. Different majorities are marked in yellow.

# Justice Agreement – All Cases

	Thomas	Ginsburg	Breyer	Alito	Sotomayor	Kagan	Gorsuch	Kavanaugh	Total
Roberts	24 40%	35 58%	40 67%	38 63%	33 55%	41 69%	38 63%	52 88%	60
	41 68%	40 67%	41 68%	46 77%	38 63%	45 76%	49 82%	54 92%	
	43 72%	43 72%	45 75%	46 77%	42 70%	47 80%	51 85%	55 93%	
	17 28%	17 28%	15 25%	14 23%	18 30%	12 20%	9 15%	4 7%	
Thomas		14 23%	17 28%	29 48%	13 22%	16 27%	31 52%	22 37%	60
		24 40%	26 43%	51 85%	22 37%	27 46%	46 77%	42 71%	
		30 50%	32 53%	55 92%	27 45%	30 51%	48 80%	46 78%	
		30 50%	28 47%	5 8%	33 55%	29 49%	12 20%	13 22%	
Ginsburg			49 82%	17 28%	43 72%	46 78%	27 45%	29 49%	60
			55 92%	28 47%	49 82%	50 85%	35 58%	37 63%	
			56 93%	31 52%	53 88%	51 86%	38 63%	40 68%	
			4 7%	29 48%	7 12%	8 14%	22 37%	19 32%	
Breyer				24 40%	42 70%	49 83%	30 50%	34 58%	60
				30 50%	47 78%	52 88%	36 60%	38 64%	
				33 55%	51 85%	53 90%	40 67%	42 71%	
				27 45%	9 15%	6 10%	20 33%	17 29%	
Alito					17 28%	24 41%	32 53%	35 59%	60
					25 42%	32 54%	46 77%	47 80%	
					28 47%	33 56%	47 78%	47 80%	
					32 53%	26 44%	13 22%	12 20%	
Sotomayor						43 73%	25 42%	28 47%	60
						49 83%	35 58%	35 59%	
						52 88%	39 65%	39 66%	
						7 12%	21 35%	20 34%	
Kagan							31 53%	35 60%	59
							38 64%	40 69%	
							40 68%	42 72%	
							19 32%	17 28%	
Gorsuch								36 61%	60
								50 85%	
								52 88%	
								7 12%	
Kavanaugh									59

Key
Fully Agree
Agree in Full or Part
Agree in Full, Part, or Judgment Only
Disagree in Judgment

# Justice Agreement – Divided Cases

		Thomas	Ginsburg	Breyer	Alito	Sotomayor	Kagan	Gorsuch	Kavanaugh	Total
Roberts		9 24%	16 42%	20 53%	20 53%	14 37%	21 57%	19 50%	32 84%	38
		21 55%	19 50%	20 53%	24 63%	18 47%	23 62%	27 71%	33 87%	
		21 55%	21 55%	23 61%	24 63%	20 53%	25 68%	29 76%	34 89%	
		17 45%	17 45%	15 39%	14 37%	18 47%	12 32%	9 24%	4 11%	
Thomas			1 3%	3 8%	15 39%	0 0%	3 8%	18 47%	9 24%	38
			5 13%	7 18%	31 82%	3 8%	7 19%	25 66%	23 61%	
			8 21%	10 26%	33 87%	5 13%	8 22%	26 68%	25 66%	
			30 79%	28 74%	5 13%	33 87%	29 78%	12 32%	13 34%	
Ginsburg				30 79%	2 5%	27 71%	27 73%	10 26%	12 32%	38
				33 87%	7 18%	30 79%	29 78%	14 37%	17 45%	
				34 89%	9 24%	31 82%	29 78%	16 42%	19 50%	
				4 11%	29 76%	7 18%	8 22%	22 58%	19 50%	
Breyer					6 16%	24 63%	29 78%	13 34%	16 42%	38
					9 24%	28 74%	31 84%	15 39%	18 47%	
					11 29%	29 76%	31 84%	18 47%	21 55%	
					27 71%	9 24%	6 16%	20 53%	17 45%	
Alito						1 3%	6 16%	15 39%	19 50%	38
						5 13%	10 27%	24 63%	26 68%	
						6 16%	11 30%	25 66%	26 68%	
						32 84%	26 70%	13 34%	12 32%	
Sotomayor							25 68%	9 24%	11 29%	38
							29 78%	15 39%	16 42%	
							30 81%	17 45%	18 47%	
							7 19%	21 55%	20 53%	
Key								13 35%	17 46%	37
								16 43%	19 51%	
								18 49%	21 57%	
								19 51%	16 43%	
Gorsuch									19 50%	38
									29 76%	
									31 82%	
									7 18%	
Kavanaugh										38

# Justice Agreement – 5-4 Cases

	Thomas	Ginsburg	Breyer	Alito	Sotomayor	Kagan	Gorsuch	Kavanaugh	Total
Roberts	3 23%	1 8%	1 8%	9 69%	1 8%	2 17%	5 38%	11 85%	13
	10 77%	1 8%	1 8%	10 77%	2 15%	2 17%	10 77%	11 85%	
	10 77%	2 15%	2 15%	10 77%	3 23%	3 25%	10 77%	11 85%	
	3 23%	11 85%	11 85%	3 23%	10 77%	9 75%	3 23%	2 15%	
Thomas		0 0%	0 0%	4 31%	0 0%	0 0%	8 62%	3 23%	13
		0 0%	1 8%	13 100%	0 0%	0 0%	11 85%	11 85%	
		1 8%	1 8%	13 100%	0 0%	0 0%	11 85%	12 92%	
		12 92%	12 92%	0 0%	13 100%	12 100%	2 15%	1 8%	
Ginsburg			12 92%	0 0%	10 77%	10 83%	1 8%	0 0%	13
			12 92%	0 0%	11 85%	11 92%	1 8%	0 0%	
			13 100%	1 8%	12 92%	11 92%	1 8%	0 0%	
			0 0%	12 92%	1 8%	1 8%	12 92%	13 100%	
Breyer				0 0%	10 77%	10 83%	1 8%	0 0%	13
				1 8%	11 85%	11 92%	1 8%	0 0%	
				1 8%	12 92%	11 92%	1 8%	0 0%	
				12 92%	1 8%	1 8%	12 92%	13 100%	
Alito					0 0%	0 0%	4 31%	9 69%	13
					0 0%	0 0%	11 85%	12 92%	
					0 0%	0 0%	11 85%	12 92%	
					13 100%	12 100%	2 15%	1 8%	
Sotomayor						10 83%	2 15%	1 8%	13
						11 92%	2 15%	1 8%	
						12 100%	2 15%	1 8%	
						0 0%	11 85%	12 92%	
Kagan							2 17%	1 8%	12
							2 17%	1 8%	
							2 17%	1 8%	
							10 83%	11 92%	
Gorsuch								5 38%	13
								11 85%	
								12 92%	
								1 8%	

## Key

Fully Agree

Agree in Full or Part

Agree in Full, Part, or Judgment Only

Disagree in Judgment

# Justice Agreement – Highs and Lows

	Highest Agreement			Lowest Agreement		
All Cases	1	Roberts - Kavanaugh	93%	1	Sotomayor - Thomas	45%
	2	Ginsburg - Breyer	93%	2	Alito - Sotomayor	47%
	3	Alito - Thomas	92%	3	Thomas - Ginsburg	50%
	4	Breyer - Kagan	90%	4	Thomas - Kagan	51%
	5	Ginsburg - Sotomayor	88%	5	Ginsburg - Alito	52%
	6	Gorsuch - Kavanaugh	88%	6	Breyer - Thomas	53%
	7	Sotomayor - Kagan	88%	7	Breyer - Alito	55%
	8	Ginsburg - Kagan	86%	8	Alito - Kagan	56%
	9	Gorsuch - Roberts	85%	9	Ginsburg - Gorsuch	63%
	10	Breyer - Sotomayor	85%	10	Sotomayor - Gorsuch	65%
Divided Cases	1	Roberts - Kavanaugh	89%	1	Sotomayor - Thomas	13%
	2	Ginsburg - Breyer	89%	2	Alito - Sotomayor	16%
	3	Alito - Thomas	87%	3	Thomas - Ginsburg	21%
	4	Breyer - Kagan	84%	4	Thomas - Kagan	22%
	5	Ginsburg - Sotomayor	82%	5	Ginsburg - Alito	24%
	6	Gorsuch - Kavanaugh	82%	6	Breyer - Thomas	26%
	7	Sotomayor - Kagan	81%	7	Breyer - Alito	29%
	8	Ginsburg - Kagan	78%	8	Alito - Kagan	30%
	9	Gorsuch - Roberts	76%	9	Ginsburg - Gorsuch	42%
	10	Breyer - Sotomayor	76%	10	Sotomayor - Gorsuch	45%
5-4 Cases	1	Thomas - Alito	100%	1	Thomas - Sotomayor	0%
	2	Ginsburg - Breyer	100%	2	Thomas - Kagan	0%
	3	Sotomayor - Kagan	100%	3	Ginsburg - Kavanaugh	0%
	4	Thomas - Kavanaugh	92%	4	Breyer - Kavanaugh	0%
	5	Ginsburg - Sotomayor	92%	5	Alito - Sotomayor	0%
	6	Ginsburg - Kagan	92%	6	Alito - Kagan	0%
	7	Breyer - Sotomayor	92%	7	Kagan - Kavanaugh	8%
	8	Breyer - Kagan	92%	8	Sotomayor - Kavanaugh	8%
	9	Alito - Kavanaugh	92%	9	Breyer - Gorsuch	8%
	10	Gorsuch - Kavanaugh	92%	10	Ginsburg - Alito	8%

# Oral Argument - Justices

For our purposes, the number of “questions” per argument is simply the number of times a given justice’s name appears in the argument transcript in capital letters. To account for the chief justice’s administrative comments – such as his call for an advocate to begin – his tally for each case has been uniformly reduced by three “questions.”

Average Number of Questions Per Argument	
Justice	Average
Kavanaugh	16.7
Sotomayor	21.2
Breyer	19.7
Alito	13.8
Ginsburg	9.4
Gorsuch	14.2
Roberts	12.6
Kagan	15.4
Thomas	0

Frequency as the Top Questioner or as a Top 3 Questioner		
Justice	Freq. Top 1	Freq. Top 3
Kavanaugh	24%	50%
Sotomayor	15%	70%
Breyer	26%	57%
Alito	6%	30%
Ginsburg	2%	11%
Gorsuch	19%	38%
Roberts	2%	19%
Kagan	11%	43%
Thomas	-	-

Cases With Most Total Justice Questions	
Case	Questions
<i>Glover</i>	217
<i>Regents</i>	195
<i>Comcast</i>	183
<i>Aurelius</i>	176
<i>Russo</i>	154
<i>Thole</i>	153
<i>Bostock</i>	153
<i>Espinoza</i>	147
<i>Cowpasture</i>	145

Most Active Arguments		
Justice	Argument	Number of Questions (% of all questions)
Kavanaugh	<i>Thole</i>	48 (31%)
Sotomayor	<i>Atlantic Richfield</i>	50 (40%)
Breyer	<i>Romag</i>	50 (40%)
Alito	<i>Kahler</i>	34 (27%)
Ginsburg	<i>Bostock</i>	36 (24%)
Gorsuch	<i>Glover</i>	43 (20%)
Roberts	<i>Glover</i>	39 (18%)
Kagan	<i>Kelly</i>	30 (23%)
Thomas	-	-

Frequency as the First Questioner		
Justice	Frequency	
Ginsburg	21/47	45%
Roberts	8/47	17%
Sotomayor	7/47	15%
Alito	6/47	13%
Kavanaugh	4/46	9%
Gorsuch	1/47	2%
Breyer	0/47	
Kagan	0/47	
Thomas	0/47	

# Oral Argument - Advocates

Overview								
	OT12	OT13	OT14	OT15	OT16	OT17	OT18	OT19
Number of Different Advocates	120	121	112	117	100	113	122	103
Number of Total Appearances	193	185	178	186	158	163	178	155

Appearances by Advocates Who...	OT12	OT13	OT14	OT15	OT16	OT17	OT18	OT19
...Are from the Office of the Solicitor General	64 (33%)	61 (33%)	56 (31%)	59 (32%)	48 (30%)	48 (29%)	50 (28%)	42 (27%)
...Have experience in the Office of the Solicitor General	Not Available	85 (47%)	78 (46%)	84 (71%)	73 (48%)	71 (65%)	86 (48%)	80 (52%)
...Have argued at least twice during the Term	104 (54%)	96 (52%)	104 (58%)	109 (59%)	94 (59%)	77 (47%)	87 (49%)	82 (53%)
...Are “expert” Supreme Court litigators*	137 (71%)	131 (71%)	116 (66%)	136 (74%)	115 (74%)	89 (56%)	123 (69%)	114 (74%)
...Are based in Washington, D.C.**	125 (65%)	119 (64%)	101 (57%)	122 (66%)	97 (61%)	97 (60%)	109 (61%)	103 (66%)
...Are female	33 (17%)	28 (15%)	34 (19%)	32 (18%)	33 (21%)	19 (12%)	30 (17%)	20 (13%)
...Are female and not from the Office of the Solicitor General***	17 (13%)	11 (9%)	17 (14%)	13 (10%)	15 (14%)	10 (9%)	21 (12%)	13 (8%)

Most Popular Advocate Origins	
State	Total
Washington, D.C.	103
California	8
New York	7
Texas	5
Virginia	5

Most Popular Supreme Court Clerkships		
Clerkship	Appearances	Advocates
Scalia	25	10
Roberts	17	8
Ginsburg	7	6
Breyer	7	4
Kagan	6	4
Souter	5	4

Most Popular Law Schools		
Law School	Appearances	Advocates
Harvard	41	33
Yale	32	20
Chicago	12	2
Stanford	10	6
Virginia	9	6

\* We adopt Richard Lazarus’ definition of an “expert” Supreme Court litigator: one who has argued five or more times before the Supreme Court or works in an office where lawyers have collectively argued more than 10 times. See Richard J. Lazarus, “Advocacy Matters Before and Within the Supreme Court: Transforming the Court by Transforming the Bar,” 97 Geo. L.J. 1487, 1490 n.17 (2008).

\*\* An advocate’s “origin” is simply the state of origin listed for that lawyer on the court’s monthly hearing lists. If attorneys from the Office of the Solicitor General are omitted, lawyers based in Washington, D.C., appeared 59 times during OT18.

\*\*\* The percentage figures for this category omit all advocates from the Office of the Solicitor General. They demonstrate the percentage of female advocates from positions other than those within the Office of the Solicitor General as a percentage of all men or women arguing from positions other than those within the Office of the Solicitor General.



# Oral Argument - Advocates

Advocates Who Have Argued Two or More Cases During OT19							
Name	Appearances		Position	Law School	Supreme Court Clerkship	U.S. Solicitor General Experience	Gender
	OT19	All Time					
Noel Francisco	7	19	Solicitor General	Chicago	Antonin Scalia	Yes	Male
Paul Clement	6	102	Kirkland & Ellis	Harvard	Antonin Scalia	Yes	Male
Jeffrey Wall	5	26	Principal Deputy Solicitor General	Chicago	Clarence Thomas	Yes	Male
Malcolm Stewart	4	87	Deputy Solicitor General	Yale	Harry Blackmun	Yes	Male
Lisa Blatt	3	40	Williams & Connolly	Texas	None	Yes	Female
Jonathan Ellis	3	6	Assistant to the Solicitor General	Pennsylvania	John Roberts	Yes	Male
Eric Feigin	3	24	Assistant to the Solicitor General	Stanford	Stephen Breyer	Yes	Male
Paul Hughes	3	8	McDermott Will & Emery	Yale	None	None	Male
Edwin Kneedler	3	145	Deputy Solicitor General	Virginia	None	Yes	Male
Christopher Michel	3	6	Assistant to the Solicitor General	Yale	John G. Roberts	Yes	Male
Morgan Ratner	3	6	Assistant to the Solicitor General	Harvard	John G. Roberts	Yes	Female
Erica Ross	3	6	Assistant to the Solicitor General	Stanford	Elena Kagan	Yes	Female
Jonathan Bond	2	6	Assistant to the Solicitor General	George Washington	Antonin Scalia	Yes	Male
Brian Burgess	2	2	Goodwin Procter	NYU	Sonia Sotomayor	Yes	Male
Toby Crouse	2	2	Kansas Solicitor General	Kansas	None	None	Male
Shay Dvoretzky	2	12	Jones Day	Yale	Antonin Scalia	None	Male
Jeffrey Fisher	2	40	Stanford Supreme Court Clinic	Michigan	John Paul Stevens	None	Male
Matthew Guarnieri	2	3	Assistant to the Solicitor General	Columbia	None	Yes	Male
Michael Huston	2	5	Assistant to the Solicitor General	Michigan	John G. Roberts	Yes	Male
Sopan Joshi	2	3	Assistant to the Solicitor General	Northwestern	Antonin Scalia, Samuel Alito	Yes	Male
Neal Katyal	2	41	Hogan Lovells	Yale	Stephen Breyer	Yes	Male
Douglas Letter	2	3	U.S. House of Representatives	Berkeley	None	None	Male
Frederick Liu	2	6	Assistant to the Solicitor General	Yale	John G. Roberts	Yes	Male
Roman Martinez	2	9	Latham & Watkins	Yale	John G. Roberts	Yes	Male
Elizabeth Murrill	2	3	Louisiana Solicitor General	Louisiana State	None	None	Female
Theodore Olson	2	64	Gibson Dunn	Berkeley	None	Yes	Male
Joseph Palmore	2	12	Morrison & Foerster	Virginia	Ruth Bader Ginsburg	Yes	Male
Adam Unikowsky	2	9	Jenner & Block	Harvard	Antonin Scalia	None	Male
Donald B. Verrilli, Jr.	2	52	Munger, Tolles & Olson	Columbia	William Brennan	Yes	Male
Anthony Yang	2	31	Assistant to the Solicitor General	Yale	None	Yes	Male

# Oral Argument – May 2020 Sitting

The court heard argument in 10 cases remotely via telephone in May 2020 after the building’s closure due to the COVID-19 pandemic. The data for Roberts has been adjusted to remove the time he spent timekeeping during the arguments. Sotomayor and Kagan were each recused from one of the 10 cases, so their averages are only for the nine cases in which they participated.

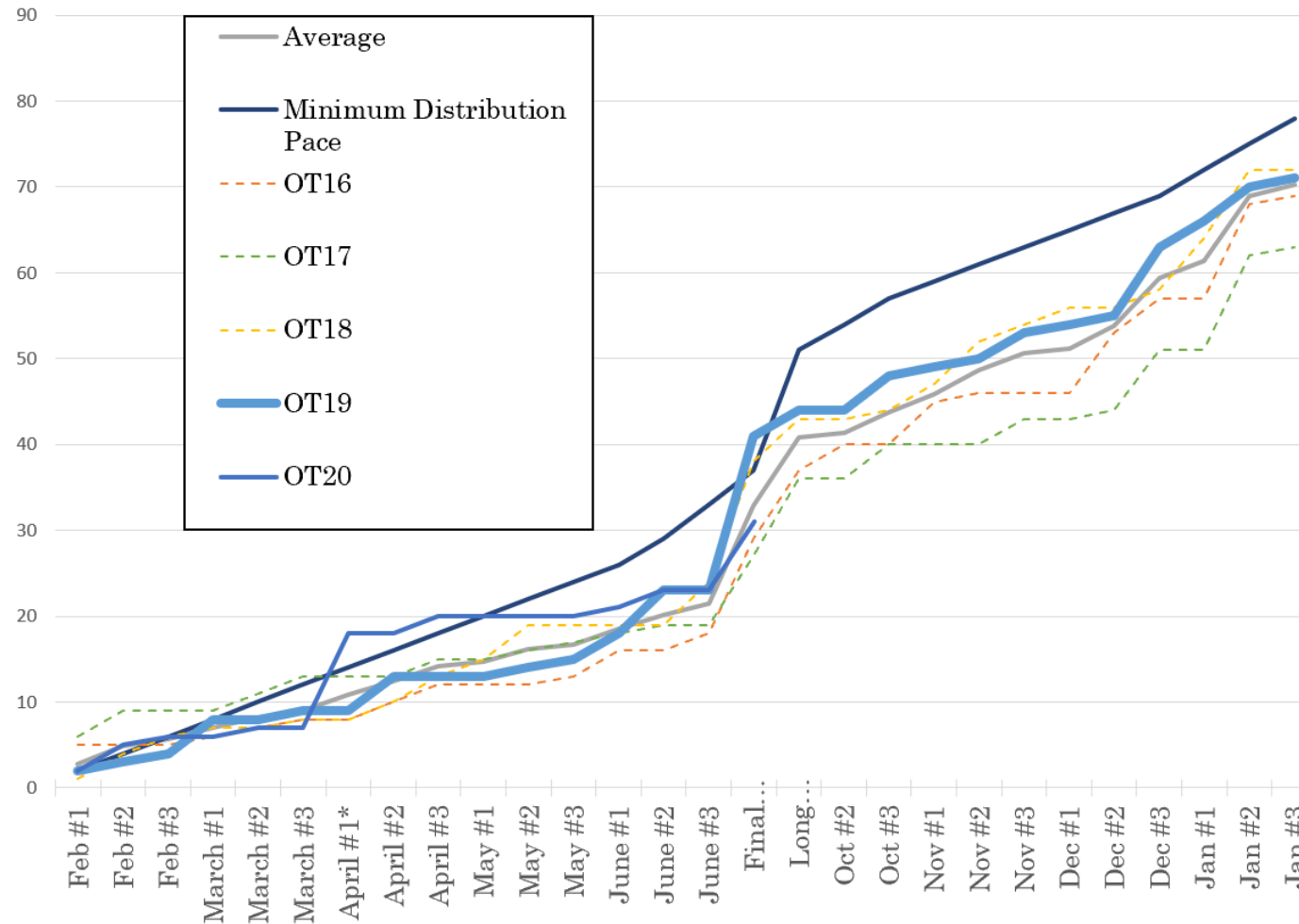
Justice	Average Time Per Turn (seconds)	Average Words Per Turn
Sotomayor	280	568
Alito	232	530
Breyer	224	548
Kagan	223	582
Gorsuch	219	569
Kavanaugh	208	520
Ginsburg	185	330
Roberts	176	427
Thomas	125	279

Case	Total Argument Time (seconds)
<i>Vance</i>	6080
<i>Little Sisters</i>	5955
<i>Guadalupe</i>	5912
<i>Mazars</i>	5787
<i>McGirt</i>	5503
<i>Chiafalo</i>	4465
<i>Barr</i>	4375
<i>Booking.com</i>	4347
<i>Open Society</i>	4129
<i>Baca</i>	3666

Case	Attorney	Words	Time (seconds)
<i>Booking.com</i>	Blatt	3888	1436
<i>Booking.com</i>	Ross	4581	1521
<i>Open Society</i>	Bowker	2871	1289
<i>Open Society</i>	Michel	3661	1325
<i>Little Sisters</i>	Francisco	2024	847
<i>Little Sisters</i>	Clement	2640	995
<i>Little Sisters</i>	Fischer	4368	1659
<i>Barr</i>	Martinez	3539	1216
<i>Barr</i>	Stewart	3696	1434
<i>McGirt</i>	Gershengorn	2588	971
<i>McGirt</i>	Kanji	1910	707
<i>McGirt</i>	Kneedler	1948	851
<i>McGirt</i>	Mansinghani	2262	810
<i>Guadalupe</i>	Fisher	5787	1953
<i>Guadalupe</i>	Rassbach	2377	910
<i>Guadalupe</i>	Ratner	2052	931
<i>Mazars</i>	Letter	3444	1435
<i>Mazars</i>	Strawbridge	2762	1157
<i>Mazars</i>	Wall	1902	771
<i>Vance</i>	Francisco	2414	882
<i>Vance</i>	Dunne	5587	1979
<i>Vance</i>	Sekulow	2479	914
<i>Chiafalo</i>	Lessig	3726	1383
<i>Chiafalo</i>	Purcell	4572	1447
<i>Baca</i>	Harrow	2715	999
<i>Baca</i>	Weiser	2708	1067

# Pace of Grants

The following chart plots the pace at which the court fills its merits docket for a given term. Each date marker represents the conference within a given sitting. For instance, Feb #1 is the first February conference, which, during OT19, took place on February 21, 2020. Categorizing grants by their conference within a given sitting ensures more accurate cross-term comparisons.



The Minimum Distribution Pace presented in this chart reflects the number of petitions that must be granted to fill the court's docket for oral argument while giving the litigants in each case a complete or near-complete briefing schedule. The pace also reflects the number of petitions raised at each conference and other factors affecting the certiorari process.

\*The jump in OT20 grants in the April #1 conference signifies the court's decision on April 13, 2020, to reschedule 10 cases from OT19 to OT20 due to the COVID-19 pandemic.

# Grants Per Conference

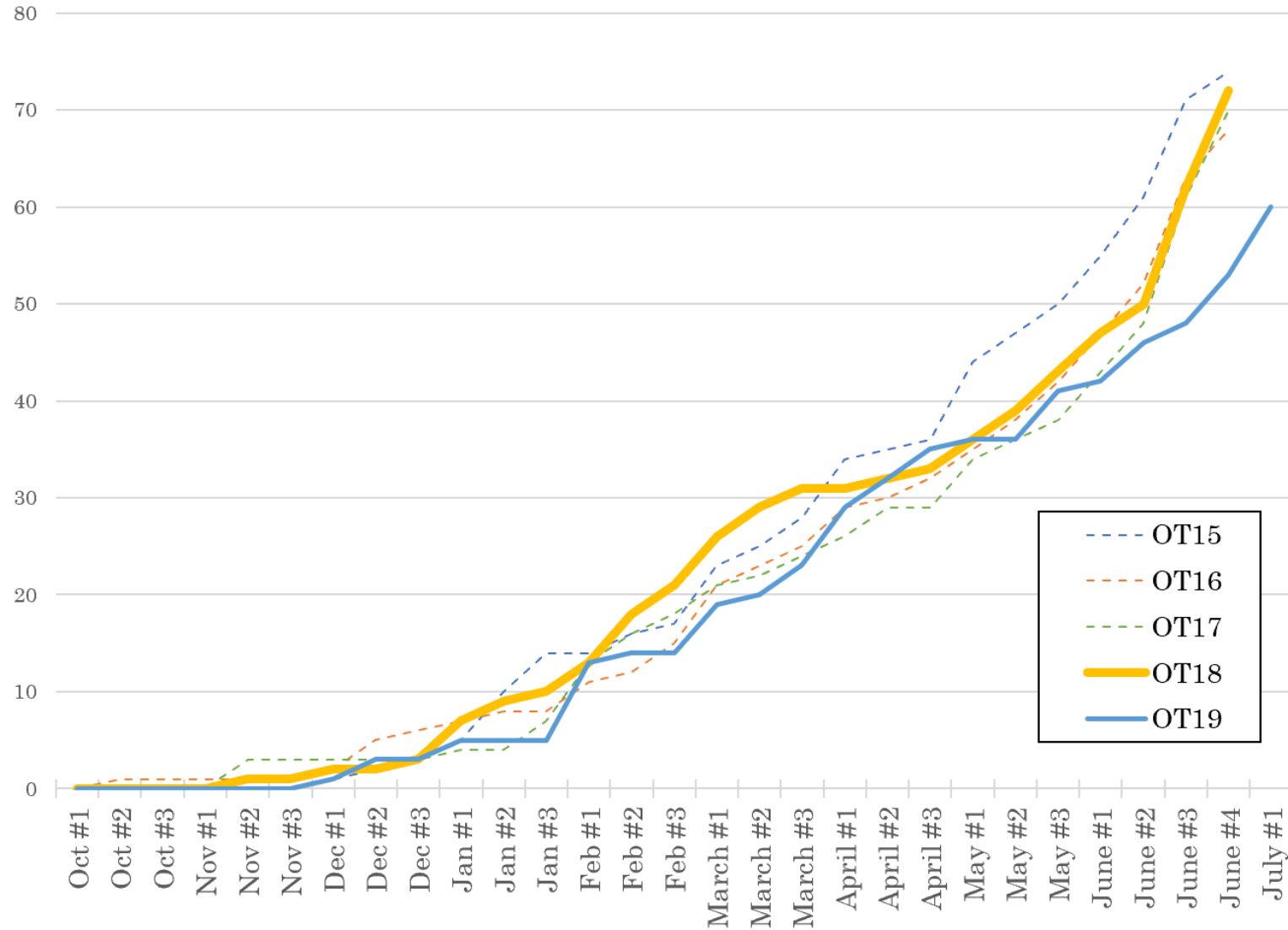
	October Term																			
	'06	'07	'08	'09	'10	'11	'12	'13	'14	'15	'16	'17	'18	'19	'20	Average (OT 06-OT19)		Range (OT06-OT19)	Calendar Weeks Covered	Grants Per Weeks Covered (OT06-OT19)
Feb #1	4	2	8	9	3	7	6	4	0	1	5	6	1	2	2	4.1	6.7	0-9	4	1.0
Feb #2	0	3	3	1	1	0	0	2	5	2	0	3	3	1	3	1.7		0-5	1	1.7
Feb #3	1	0	0	1	3	1	0	1	1	1	0	0	2	1	1	0.9		0-3	1	0.9
Mar #1	0	0	8	0	4	2	2	3	1	2	1	0	1	4	0	2.0	4.3	0-8	2	1.0
Mar #2	1	2	2	1	0	1	1	2	1	3	1	2	0	0	1	1.2		0-3	1	1.2
Mar #3	1	0	2	1	0	2	2	1	1	0	1	2	1	1	0	1.1		0-2	1	1.1
April #1	3	0	2	3	4	1	1	2	3	0	0	0	0	0	11*	1.4	4.3	0-4	2	0.7
April #2	0	1	2	3	2	0	0	1	2	2	2	0	2	4	0	1.5		0-4	1	1.5
April #3	1	1	0	4	0	2	1	1	2	1	2	2	3	0	2	1.4		0-4	1	1.4
May #1	4	0	1	4	1	1	0	1	1	1	0	0	2	0	0	1.1	4.1	0-4	2	0.6
May #2	0	3	0	1	5	1	1	5	1	3	0	1	4	1	0	1.9		0-5	1	1.9
May #3	1	4	0	1	1	1	1	2	1	0	1	1	0	1	0	1.1		0-4	1	1.1
June #1	4	1	0	2	0	2	1	2	0	3	3	1	0	3	1	1.6	16.2	0-4	1	1.6
June #2	1	3	3	4	4	4	2	1	2	2	0	1	0	5	2	2.3		0-5	1	2.3
June #3	2	1	3	3	3	4	1	4	3	1	2	0	5	0	0	2.3		0-5	1	2.3
June #4	5	5	9	7	7	13	10	12	13	9	11	8	14	18	8**	10.1		5-18	1	10.1
Oct #1	9	17	10	11	13	7	9	8	12	13	8	9	5	3		9.6	13.7	3-17	13	0.7
Oct #2	2	0	1	5	7	2	7	2	0	0	3	0	0	0		2.1		0-7	2	1.0
Oct #3	1	2	1	2	1	4	1	2	3	3	0	4	1	4		2.1		0-4	1	2.1
Nov #1	4	2	2	3	5	1	4	1	0	1	5	0	3	1		2.3	6.4	0-5	2	1.2
Nov #2	2	1	1	0	0	5	1	0	4	7	1	0	5	1		2.0		0-7	1	2.0
Nov #3	0	1	5	1	2	3	4	2	2	2	0	3	2	3		2.1		0-5	1	2.1
Dec #1	0	3	2	3	3	4	3	4	2	0	0	0	2	1		1.9	8.6	0-4	1	1.0
Dec #2	3	3	2	2	2	1	2	1	3	4	7	1	0	1		2.3		1-7	2	1.2
Dec #3	5	6	2	3	3	5	5	2	3	7	4	7	2	8		4.4		2-8	1	4.4
Jan #1	7	6	4	1	5	1	3	8	0	1	0	0	6	3		3.2	9.7	0-8	4	0.8
Jan #2	4	4	6	5	0	0	6	3	6	4	11	11	8	4		5.1		0-11	1	5.1
Jan #3	7	2	0	0	0	1	2	0	1	3	1	1	0	1		1.4		0-7	1	1.4
Total	72	73	79	81	79	76	76	77	73	76	69	63	72	71	31	74.1		63-81	52	1.4

\*The jump in OT20 grants in the April #1 conference signifies the court's decision on April 13, 2020, to reschedule 10 cases from OT19 to OT20 due to the COVID-19 pandemic.

\*\*This total includes four cases granted on July 9, 2020, after an additional conference on July 8, 2020.

# Pace of Opinions

The following chart plots the pace at which the court releases merits opinions throughout the term, beginning in October and ending in June. This chart includes both opinions released after full briefing and summary reversals. Here, as in the Pace of Grants chart, cases are categorized by their week of release within a given sitting, rather than by calendar month. For example, the opinions for Feb #1 of OT19 were actually released between February 24-26, 2020.











































































# Opinions Per Week

October Term															Average (OT06-OT18)		Range (OT06-OT18)
	'06	'07	'08	'09	'10	'11	'12	'13	'14	'15	'16	'17	'18	'19			
Oct #1	0	0	0	0	0	0	0	0	0	0	0	0	0	0	0.0	0.3	0-0
Oct #2	0	0	1	0	0	0	0	0	0	0	1	0	0	0	0.2		0-1
Oct #3	1	0	0	1	0	0	0	0	0	0	0	0	0	0	0.2		0-1
Nov #1	0	0	0	0	0	1	0	2	0	0	0	0	0	0	0.2	1.7	0-2
Nov #2	0	1	1	1	1	3	1	0	2	0	0	3	1	0	1.1		0-3
Nov #3	1	0	0	1	1	0	1	0	1	0	0	0	0	0	0.4		0-1
Dec #1	0	0	1	1	1	0	1	3	0	1	1	0	1	1	0.8	3.3	0-3
Dec #2	1	2	0	5	0	0	1	2	2	1	3	0	0	2	1.3		0-5
Dec #3	2	3	1	0	1	2	1	1	2	1	1	0	1	0	1.2		0-3
Jan #1	4	3	4	4	2	7	4	3	4	2	1	1	4	2	3.3	8.6	1-7
Jan #2	1	3	5	5	3	4	1	1	6	5	1	0	2	0	2.8		1-6
Jan #3	3	1	6	1	4	4	1	3	1	4	0	3	1	0	2.5		0-6
Feb #1	5	5	5	5	4	7	9	6	3	0	3	6	3	8	4.7	9.6	0-9
Feb #2	1	2	3	3	6	1	4	5	2	2	1	3	5	1	2.9		1-6
Feb #3	2	1	4	2	3	1	1	1	2	1	3	2	3	0	2		1-4
March #1	1	2	2	1	3	7	4	3	4	6	6	3	5	5	3.6	7.9	1-7
March #2	2	2	5	5	2	5	3	2	3	2	2	1	3	1	2.8		1-5
March #3	2	1	2	0	2	2	1	0	0	3	2	2	2	3	1.5		0-3
April #1	5	5	4	4	2	4	4	4	3	6	4	2	0	6	3.6	7.5	0-6
April #2	3	1	4	3	2	2	1	3	2	1	1	3	1	3	2.1		1-4
April #3	5	1	4	2	2	0	1	3	1	1	2	0	1	3	1.8		0-5
May #1	1	1	2	3	3	1	3	1	6	8	3	5	3	1	3.1	10	1-8
May #2	5	4	3	6	6	5	4	5	3	3	3	2	3	0	4		2-6
May #3	1	3	2	5	2	2	2	3	5	3	4	2	4	5	2.9		1-5
June #1	4	3	5	4	8	2	3	5	1	5	5	5	4	1	4.2	25.8	1-8
June #2	8	9	6	9	9	2	7	6	9	6	5	5	3	4	6.5		2-9
June #3	6	7	7	10	10	8	8	8	8	10	11	13	12	2	9.1		6-13
June #4	8	10	2	5	5	5	12	3	3	3	5	9	10	5	6.2		2-12
July #1	0	0	0	0	0	0	0	0	0	0	0	0	0	7	--	--	--
Total	72	70	79	86	82	75	78	73	73	74	68	70	72	60	74.8	74.8	68-86











































































# Voting Alignment – All Cases

Cases are sorted by date of decision. Dissenting justices are shaded in gray and the author of the majority opinion is highlighted in red.

Case Name	Decided	Vote	Author	Sotomayor	Ginsburg	Kagan	Breyer	Roberts	Kavanaugh	Gorsuch	Alito	Thomas
<i>Thompson v. Hebdon</i>	Nov. 25, 2019	9-0	Per Curiam									
<i>Rotkiske v. Klemm</i>	Dec. 10, 2019	8-1	Thomas									
<i>Peter v. NantKwest, Inc.</i>	Dec. 11, 2019	9-0	Sotomayor									
<i>Ritzen Group, Inc. v. Jackson Masonry, LLC</i>	Jan. 14, 2020	9-0	Ginsburg									
<i>Retirement Plans Committee of IBM v. Jander</i>	Jan. 14, 2020	9-0	Per Curiam									
<i>Roman Catholic Archdiocese of San Juan, Puerto Rico v. Feliciano</i>	Feb. 24, 2020	9-0	Per Curiam									
<i>Monasky v. Taglieri</i>	Feb. 25, 2020	9-0	Ginsburg									
<i>Hernandez v. Mesa</i>	Feb. 25, 2020	5-4	Alito									

# Voting Alignment – All Cases









































































Cases are sorted by date of decision. Dissenting justices are shaded in gray and the author of the majority opinion is highlighted in red.

Case Name	Decided	Vote	Author	Sotomayor	Ginsburg	Kagan	Breyer	Roberts	Kavanaugh	Gorsuch	Alito	Thomas
<i>Rodriguez v. Federal Deposit Insurance Corp.</i>	Feb. 25, 2020	9-0	Gorsuch									
<i>McKinney v. Arizona</i>	Feb. 25, 2020	5-4	Kavanaugh									
<i>Shular v. United States</i>	Feb. 26, 2020	9-0	Ginsburg									
<i>Holguin-Hernandez v. United States</i>	Feb. 26, 2020	9-0	Breyer									
<i>Intel Corp. Investment Policy Committee v. Sulyma</i>	Feb. 26, 2020	9-0	Alito									
<i>Kansas v. Garcia</i>	Mar. 3, 2020	5-4	Alito									
<i>Guerrero-Lasprilla v. Barr</i>	Mar. 23, 2020	7-2	Breyer									
<i>Allen v. Cooper</i>	Mar. 23, 2020	9-0	Kagan									











































































# Voting Alignment – All Cases

Cases are sorted by date of decision. Dissenting justices are shaded in gray and the author of the majority opinion is highlighted in red.

Case Name	Decided	Vote	Author	Sotomayor	Ginsburg	Kagan	Breyer	Roberts	Kavanaugh	Gorsuch	Alito	Thomas
<i>Kahler v. Kansas</i>	Mar. 23, 2020	6-3	Kagan									
<i>Comcast Corp. v. National Association of African American-Owned Media</i>	Mar. 23, 2020	9-0	Gorsuch									
<i>Davis v. United States</i>	Mar. 23, 2020	9-0	Per Curiam									
<i>CITGO Asphalt Refining Co. v. Frescati Shipping Co., Ltd.</i>	Mar. 30, 2020	7-2	Sotomayor									
<i>Kansas v. Glover</i>	Apr. 6, 2020	8-1	Thomas									
<i>Babb v. Wilkie</i>	Apr. 6, 2020	8-1	Alito									
<i>Republican National Committee v. Democratic National Committee</i>	Apr. 6, 2020	5-4	Per Curiam									
<i>Atlantic Richfield Co. v. Christian</i>	Apr. 20, 2020	7-2	Roberts									

# Voting Alignment – All Cases









































































Cases are sorted by date of decision. Dissenting justices are shaded in gray and the author of the majority opinion is highlighted in red.

Case Name	Decided	Vote	Author	Sotomayor	Ginsburg	Kagan	Breyer	Roberts	Kavanaugh	Gorsuch	Alito	Thomas
<i>Thryv, Inc. v. Click-To-Call Technologies, LP</i>	Apr. 20, 2020	7-2	Ginsburg									
<i>Ramos v. Louisiana</i>	Apr. 20, 2020	6-3	Gorsuch									
<i>County of Maui, Hawaii v. Hawaii Wildlife Fund</i>	Apr. 23, 2020	6-3	Breyer									
<i>Romag Fasteners Inc. v. Fossil Inc.</i>	Apr. 23, 2020	9-0	Gorsuch									
<i>Barton v. Barr</i>	Apr. 23, 2020	5-4	Kavanaugh									
<i>Georgia v. Public.Resource.Org Inc.</i>	Apr. 27, 2020	5-4	Roberts									
<i>Maine Community Health Options v. United States</i>	Apr. 27, 2020	8-1	Sotomayor									
<i>New York State Rifle &amp; Pistol Association Inc. v. City of New York, New York</i>	Apr. 27, 2020	6-3	Per Curiam									











































































# Voting Alignment – All Cases

Cases are sorted by date of decision. Dissenting justices are shaded in gray and the author of the majority opinion is highlighted in red.

Case Name	Decided	Vote	Author	Sotomayor	Ginsburg	Kagan	Breyer	Roberts	Kavanaugh	Gorsuch	Alito	Thomas
<i>United States v. Sineneng-Smith</i>	May 7, 2020	9-0	Ginsburg									
<i>Kelly v. United States</i>	May 7, 2020	9-0	Kagan									
<i>Lucky Brand Dungarees Inc. v. Marcel Fashion Group Inc.</i>	May 14, 2020	9-0	Sotomayor									
<i>Opati v. Republic of Sudan</i>	May 18, 2020	8-0	Gorsuch									
<i>GE Energy Power Conversion France SAS v. Outokumpu Stainless USA LLC</i>	June 1, 2020	9-0	Thomas									
<i>Financial Oversight and Management Board for Puerto Rico v. Aurelius Investment, LLC</i>	June 1, 2020	9-0	Breyer									
<i>Banister v. Davis</i>	June 1, 2020	7-2	Kagan									
<i>Thole v. U.S. Bank, N.A.</i>	June 1, 2020	5-4	Kavanaugh									

# Voting Alignment – All Cases









































































Cases are sorted by date of decision. Dissenting justices are shaded in gray and the author of the majority opinion is highlighted in red.

Case Name	Decided	Vote	Author	Sotomayor	Ginsburg	Kagan	Breyer	Roberts	Kavanaugh	Gorsuch	Alito	Thomas
<i>Nasrallah v. Barr</i>	June 1, 2020	7-2	Kavanaugh									
<i>Lomax v. Ortiz-Marquez</i>	June 8, 2020	9-0	Kagan									
<i>U.S. Forest Service v. Cowpasture River Preservation Association</i>	June 15, 2020	7-2	Thomas									
<i>Bostock v. Clayton County, Georgia</i>	June 15, 2020	6-3	Gorsuch									
<i>Andrus v. Texas</i>	June 15, 2020	6-3	Per Curiam									
<i>Department of Homeland Security v. Regents of the University of California</i>	June 18, 2020	5-4	Roberts									
<i>Liu v. Securities and Exchange Commission</i>	June 22, 2020	8-1	Sotomayor									
<i>Department of Homeland Security v. Thuraissigiam</i>	June 25, 2020	7-2	Alito									







































# Voting Alignment – All Cases

Cases are sorted by date of decision. Dissenting justices are shaded in gray and the author of the majority opinion is highlighted in red.

Case Name	Decided	Vote	Author	Sotomayor	Ginsburg	Kagan	Breyer	Roberts	Kavanaugh	Gorsuch	Alito	Thomas
<i>Seila Law LLC v. Consumer Financial Protection Bureau</i>	June 29, 2020	5-4	Roberts									
<i>June Medical Services v. Russo</i>	June 29, 2020	5-4	Breyer									
<i>United States Agency for International Development v. Alliance for Open Society International, Inc.</i>	June 29, 2020	5-3	Kavanaugh									
<i>Espinoza v. Montana Department of Revenue</i>	June 30, 2020	5-4	Roberts									
<i>U.S. Patent and Trademark Office v. Booking.com BV</i>	June 30, 2020	8-1	Ginsburg									
<i>Chiafalo v. Washington</i>	July 6, 2020	9-0	Kagan									
<i>Barr v. American Association of Political Consultants Inc.</i>	July 6, 2020	6-3	Kavanaugh									
<i>Little Sisters of the Poor Saints Peter and Paul Home v. Pennsylvania</i>	July 8, 2020	7-2	Thomas									

# Voting Alignment – All Cases









































































Cases are sorted by date of decision. Dissenting justices are shaded in gray and the author of the majority opinion is highlighted in red.

Case Name	Decided	Vote	Author	Sotomayor	Ginsburg	Kagan	Breyer	Roberts	Kavanaugh	Gorsuch	Alito	Thomas
<i>Our Lady of Guadalupe School v. Morrissey-Berru</i>	July 8, 2020	7-2	Alito									
<i>Trump v. Vance</i>	July 9, 2020	7-2	Roberts									
<i>Trump v. Mazars, LLP</i>	July 9, 2020	7-2	Roberts									
<i>McGirt v. Oklahoma</i>	July 9, 2020	5-4	Gorsuch									






































# Voting Alignment – 5-4 Cases

Cases are sorted by date of decision. Dissenting justices are shaded in gray and the author of the majority opinion is highlighted in red.

Case Name	Decided	Vote	Author	Sotomayor	Ginsburg	Kagan	Breyer	Roberts	Kavanaugh	Gorsuch	Alito	Thomas
<i>Hernandez v. Mesa</i>	Feb. 25, 2020	5-4	Alito									
<i>McKinney v. Arizona</i>	Feb. 25, 2020	5-4	Kavanaugh									
<i>Kansas v. Garcia</i>	Mar. 3, 2020	5-4	Alito									
<i>Republican National Committee v. Democratic National Committee</i>	Apr. 6, 2020	5-4	Per Curiam									
<i>Barton v. Barr</i>	Apr. 23, 2020	5-4	Kavanaugh									
<i>Georgia v. Public.Resource.Org Inc.</i>	Apr. 27, 2020	5-4	Roberts									
<i>Thole v. U.S. Bank, N.A.</i>	June 1, 2020	5-4	Kavanaugh									
<i>Department of Homeland Security v. Regents of the University of California</i>	June 18, 2020	5-4	Roberts									

# Voting Alignment – 5-4 Cases

Cases are sorted by date of decision. Dissenting justices are shaded in gray and the author of the majority opinion is highlighted in red.

Case Name	Decided	Vote	Author	Sotomayor	Ginsburg	Kagan	Breyer	Roberts	Kavanaugh	Gorsuch	Alito	Thomas
<i>Seila Law LLC v. Consumer Financial Protection Bureau</i>	June 29, 2020	5-4	Roberts									
<i>June Medical Services v. Russo</i>	June 29, 2020	5-4	Breyer									
<i>United States Agency for International Development v. Alliance for Open Society International, Inc.</i>	June 29, 2020	5-3	Kavanaugh									
<i>Espinoza v. Montana Department of Revenue</i>	June 30, 2020	5-4	Roberts									
<i>McGirt v. Oklahoma</i>	July 9, 2020	5-4	Gorsuch	