

Interim Stat Pack for October Term 2019: June 22, 2020

Index		Term Summary	
Term Index.....	2		
Opinions By Sitting.....	3	Signed merits opinions after oral argument	+ 40
Merits Cases By Vote Split.....	4	Per curiam merits opinions after oral argument	+ 2
Circuit Scorecard.....	5-6	Summary reversals	+ 5
Opinions Authored By Each Justice....	7		
Total Opinion Authorship.....	8	Total merits opinions released	47
Majority Opinion Authorship.....	9		
Workload.....	10-11	Petitions granted for argument	+ 71
Makeup of the Merits Docket.....	12	Summary reversals	+ 5
Frequency in the Majority.....	13	Cases rescheduled for argument during OT20	– 11
Strength of the Majority.....	14	Cases not scheduled for argument during OT19	– 1
5-4 Cases.....	15-16	Cases dismissed before oral argument	– 1
Majority Opinion Distribution.....	17	Cases dismissed after oral argument	– 1
Justice Agreement.....	18	Cases consolidated after oral argument	– 1
Oral Argument – Justices.....	19		
Oral Argument – Advocates.....	20-21	Total merits opinions expected	61
Pace of Grants.....	22		
Grants per Conference.....	23	Cases set for argument during OT20	23
Pace of Opinions.....	24		
Opinions per week.....	25		

* You can find past Stat Packs here: <https://www.scotusblog.com/reference/stat-pack/>. A few matters regarding our methodology are worth mentioning at the outset. First, SCOTUSblog treats consolidated cases as a single case, as determined by the case with the lowest docket number (prior to the release of an opinion) or the case that is captioned with an opinion. To the extent that two cases are argued separately but later decided with only one opinion, we will remove one of the cases from this Stat Pack, except to include it in the Pace of Grants chart to maintain cross-conference comparisons. The most unusual way we manage these later-consolidated cases is to merge the oral-argument data for the two cases. We combine the questions asked by each justice in the separate oral argument proceedings into one “consolidated” session. Second, this Stat Pack frequently uses the term “merits opinions,” “merits docket” or “merits cases.” Those three terms are used interchangeably, and signify the set of cases decided “on the merits.” Those cases include signed opinions after oral argument (the bulk of all merits cases), most per curiam opinions released after oral argument, summary reversals (cases decided with per curiam opinions without briefing or oral argument, often to reverse a lower court) and cases decided by an equally divided court. Cases that are dismissed as improvidently granted are not included in our tally of merits cases.

Term Index

This chart includes a summary of the cases for the term including (1) majority opinion author, (2) vote, (3) days between argument and opinion, (4) judgment and (5) court below. For each sitting, the chart provides the number of majority opinions written by each justice and the average number of days between argument and opinion for that justice's majority opinions.

October									November									December									
Kahler	EK	6-3	168d	A	ST	JGR			Barton	BMK	5-4	172d	A	CA11	JGR	1	219d	N.Y. Rifle	PC	6-3	147d	R	CA2	JGR	2	143d	
NantKwest	SMS	9-0	65d	A	CAFC	CT	1	55d	Glover	CT	8-1	227d	R	ST	CT	1	227d	Public.Resource	JGR	5-4	147d	A	CA11	CT			
Ramos	NMG	6-3	196d	R	ST	RBG			CITGO	SMS	7-2	146d	A	CA3	RBG	1	63d	Rodriguez	NMG	9-0	84d	R	CA10	RBG	2	105d	
Bostock	NMG	6-3	251d	R	CA11	SGB	1	230d	Allen	EK	9-0	139d	A	CA4	SGB	1	170d	Atlantic	JGR	7-2	139d	R	ST	SGB	2	92d	
Aurelius	SGB	9-0	230d	R	CA1	SMS	1	65d	Maui	SGB	6-3	170d	R	CA9	SAA	1	105d	Intel	SAA	9-0	84d	A	CA9	SAA	1	84d	
Garcia	SAA	5-4	139d	R	ST	EK	1	168d	IBM	PC	9-0	70d	R	CA2	SMS	1	146d	Banister	EK	7-2	180d	R	CA5	SMS	1	139d	
Rotkiske	CT	8-1	55d	A	CA3	NMG	2	224d	Regents	JGR	5-4	219d	R	CA9	EK	1	139d	Guerrero-Lasprilla	SGB	7-2	105d	R	CA5	EK	1	180d	
Malvo					CA4	BMK			Hernandez	SAA	5-4	105d	A	CA5	NMG	1	131d	Thryv	RBG	7-2	133d	R	CAFC	NMG	1	84d	
						Tot.	7		Comcast	NMG	9-0	131d	R	CA9	BMK	1	172d	Maine Community	SMS	8-1	139d	R	CAFC	BMK	1	76d	
						Expect	7		Ritzen	RBG	9-0	63d	A	CA6	PC	1	70d	Holguin-Hernandez	SGB	9-0	78d	R	CA5	PC	1	147d	
						Avg.		158d							Tot.	9		Monasky	RBG	9-0	76d	A	CA6	Tot.	12		
															Expect	10		McKinney	BMK	5-4	76d	A	ST	Expect	12		
															Avg.	144d							Avg.		116d		
January									February									May									
Lucky	SMS	9-0	122d	R	CA2	JGR			Cowpasture	CT	7-2	112d	R	CA4	JGR			Booking.com						CA4	JGR		
Thole	BMK	5-4	140d	A	CA8	CT	1	132d	Opati	NMG	8-0	84d	R	CADC	CT	1	112d	Open Society						CA2	CT		
Kelly	EK	9-0	114d	R	CA3	RBG	1	36d	Sineneng-Smith	RBG	9-0	72d	R	CA9	RBG	1	72d	Little Sisters						CA3	RBG		
Romag	NMG	9-0	101d	R	CAFC	SGB			Lomax	EK	9-0	113d	A	CA10	SGB			Consultants						CA4	SGB		
Babb	SAA	8-1	155d	R	CA11	SAA	1	155d	Nasrallah	BMK	7-2	91d	R	CA11	SAA			McGirt						ST	SAA		
Shular	RBG	9-0	36d	A	CA11	SMS	1	122d	Thuraissigiam					CA9	SMS	1	111d	Guadalupe						CA9	SMS		
GE Energy	CT	9-0	132d	R	CA11	EK	1	114d	Seila Law					CA9	EK	1	113d	Mazars						CADC	EK		
Espinoza						NMG	1	101d	Liu	SMS	8-1	111d	R	CA9	NMG	1	84d	Vance						CA2	NMG		
						BMK	1	140d	June Medical					CA5	BMK	1	91d	Chiafalo						ST	BMK		
						Tot.	7								Tot.	5		Baca						CA10	Tot.		
						Expect	8								Expect	9									Expect	10	
						Avg.		100d							Avg.	97d									Avg.		
									Summary Reversal									Total									
									Thompson	PC	9-0	n/a	R	CA9				JGR	3						Dismissed after argument	1	
									Archdiocese	PC	9-0	n/a	R	ST				CT	4						Dismissed before argument	1	
									Davis	PC	9-0	n/a	R	CA5				RBG	5						Never sched. for argument	1	
									RNC	PC	5-4	n/a	R	CA7				SGB	4						Consolidated after argument	1	
									Andrus	PC	6-3	n/a	R	ST				SAA	4						Rescheduled for next term	11	
																		SMS	4								
																		EK	5								
																		NMG	6								
																		BMK	4								
																		PC	7								
																		Cases disposed	47								
																		Expected	61								
																		Pct. Decided	77%								
																		Average Time	127d								

*After oral argument in *Malvo* on October 16, 2019, the Supreme Court dismissed the case pursuant to Rule 46 on February 26, 2020.

Opinions By Sitting

Roberts	0	1	2	-	-	-	JGR	3						
Thomas	1	1	0	1	1	-	CT	4						
Ginsburg	0	1	2	1	1	-	RBG	5						
Breyer	1	1	2	-	-	-	SGB	4						
Alito	1	1	1	1	-	-	SAA	4						
Sotomayor	1	1	1	1	1	-	SMS	5						
Kagan	1	1	1	1	1	-	EK	5						
Gorsuch	2	1	1	1	1	-	NMG	6						
Kavanaugh	0	1	1	1	1	-	BMK	4						
Per Curiam	0	1	1	-	-	-	Per Cur.	2						
	October		November		December		January		February		May		Op. Issued	42
	Argued: 9 Decided: 8		Argued: 10 Decided: 10		Argued: 12 Decided: 12		Argued: 8 Decided: 7		Argued: 9 Decided: 6		Argued: 10 Decided: 0		Argued	58
	<i>Kahler</i>	EK	<i>Barton</i>	BMK	<i>N.Y. Rifle</i>	PC	<i>Lucky</i>	SMS	<i>Cowpasture</i>	CT	<i>Booking.com</i>			
	<i>NantKwest</i>	SMS	<i>Glover</i>	CT	<i>Public.Resource</i>	JGR	<i>Thole</i>	BMK	<i>Opati</i>	NMG	<i>Open Society</i>			
	<i>Ramos</i>	NMG	<i>CITGO</i>	SMS	<i>Rodriguez</i>	NMG	<i>Kelly</i>	EK	<i>Sineneng-Smith</i>	RBG	<i>Little Sisters</i>			
	<i>Bostock</i>	NMG	<i>Allen</i>	EK	<i>Atlantic</i>	JGR	<i>Romag</i>	NMG	<i>Lomax</i>	EK	<i>Consultants</i>			
	<i>Harris *</i>		<i>Maui</i>	SGB	<i>Intel</i>	SAA	<i>Babb</i>	SAA	<i>Nasrallah</i>	BMK	<i>McGirt</i>			
	<i>Aurelius</i>	SBG	<i>IBM</i>	PC	<i>Banister</i>	EK	<i>Shular</i>	RBG	<i>Thuraissigiam</i>		<i>Guadalupe</i>			
	<i>Garcia</i>	SAA	<i>Regents</i>	JGR	<i>Guerrero-Lasprilla</i>	SGB	<i>GE Energy</i>	CT	<i>Seila Law</i>		<i>Mazars</i>			
	<i>Rotkiske</i>	CT	<i>Hernandez</i>	SAA	<i>Thryv</i>	RBG	<i>Espinoza</i>		<i>Liu</i>	SMS	<i>Vance</i>			
	<i>Malvo **</i>		<i>Comcast</i>	NMG	<i>Maine Community</i>	SMS			<i>June Medical</i>		<i>Chiafalo</i>			
			<i>Ritzen</i>	RBG	<i>Holguin-Hernandez</i>	SGB					<i>Baca</i>			
					<i>Monasky</i>	RBG								
				<i>McKinney</i>	BMK									

*After oral argument in *Harris* on October 8, 2019, the Supreme Court consolidated the case with its decision in *Bostock* on June 15, 2020.

**After oral argument in *Malvo* on October 16, 2019, the Supreme Court dismissed the case pursuant to Rule 46 on February 26, 2020.

Merits Cases By Vote Split

9-0 21 (45%)	8-1 5 (10%)	7-2 7 (15%)	6-3 6 (13%)	5-4 8 (17%)	
<i>Nantkwest</i>	<i>Rotkiske</i>	<i>Guerrero-Lasprilla</i>	<i>Kahler</i>	<i>Hernandez</i>	
<i>Aurelius</i>	<i>Glover</i>	<i>Banister</i>	<i>Ramos</i>	<i>Barton</i>	
<i>Lucky</i>	<i>Maine Community</i>	<i>Thryv</i>	<i>Bostock</i>	<i>Thole</i>	
<i>Kelly</i>	<i>Babb</i>	<i>Atlantic</i>	<i>Maui</i>	<i>RNC (PC)</i>	
<i>Sineneng-Smith</i>	<i>Liu</i>	<i>Cowpasture</i>	<i>N.Y. Rifle (PC)</i>	<i>McKinney</i>	
<i>Romag</i>		<i>Nasrallah</i>	<i>Andrus (PC)</i>	<i>Garcia</i>	
<i>Ritzen</i>		<i>CITGO</i>		<i>Regents</i>	
<i>Lomax</i>				<i>Public.Resource</i>	
<i>GE Energy</i>					
<i>IBM (PC)</i>					
<i>Monasky</i>					
<i>Rodriguez</i>					
<i>Shular</i>					
<i>Holguin-Hernandez</i>					
<i>Intel</i>					
<i>Allen</i>					
<i>Comcast</i>					
<i>Opati (8-0)</i>					
<i>Thompson (PC)</i>					
<i>Davis (PC)</i>					
<i>Archdiocese (PC)</i>					

Past Terms					
	9-0	8-1	7-2	6-3	5-4
OT10	46%	12%	15%	5%	20%
OT11	45%	11%	8%	17%	20%
OT12	49%	5%	9%	8%	29%
OT13	66%	3%	10%	8%	14%
OT14	41%	7%	12%	15%	26%
OT15	48%	11%	20%	11%	5%
OT16	59%	9%	17%	4%	10%
OT17	39%	8%	15%	10%	26%
OT18	39%	7%	11%	15%	28%
Avg.	48%	8%	13%	10%	20%

* We treat cases with eight or fewer votes as if they were decided by the full court. For 8-0, 7-1 and 6-2 decisions, we simply assume that the nonparticipating justice would have joined the majority. In cases that are decided 5-3, we look at each case individually to decide whether it was more likely that the nonparticipating justice would join the majority or the dissent. Our assumption that nine justices voted in each case applies only to figures that treat each case as a whole, like the chart above, and not to figures that focus on the behavior of individual justices, like our Justice Agreement charts.

** For cases that are decided by a 5-4 vote, we provide information about whether the majority was made up of the most common conservative bloc (Roberts, Thomas, Alito, Gorsuch and Kavanaugh), the most liberal bloc (Ginsburg, Breyer, Sotomayor and Kagan) along with any of the more conservative justices, or a more uncommon alignment. A conservative lineup is marked with a red square, a liberal lineup is marked with a blue square and all others are marked with a yellow square.

*** For per curiam opinions, we assume that all justices who do not publicly dissent voted with the majority.

Circuit Scorecard

October Term 2019							
	Number	Percent	Decided	Aff'd	Rev'd	Aff'd %	Rev'd %
CA1	5	6%	5	0	5	0%	100%
CA2	7	9%	4	1	3	25%	75%
CA3	5	6%	3	2	1	67%	33%
CA4	5	6%	3	1	2	33%	67%
CA5	8	10%	6	1	5	17%	83%
CA6	4	5%	3	3	0	100%	0%
CA7	1	1%	1	0	1	0%	100%
CA8	1	1%	1	1	0	100%	0%
CA9	11	14%	7	1	6	14%	86%
CA10	4	5%	2	1	1	50%	50%
CA11	7	9%	7	3	4	43%	57%
CA DC	3	4%	2	1	1	50%	50%
CA Fed	6	8%	6	1	5	17%	83%
CA AF	0	0%	0	0	0	0%	0%
State	11	14%	8	2	6	25%	75%
Dist. Court	0	0%	0	0	0	0%	0%
Original	0	0%	0	0	0	0%	0%
	78	100%	57	18	40	31%	69%

October Term 2020		
	Number	Percent
CA1	0	0%
CA2	1	5%
CA3	2	10%
CA4	0	0%
CA5	3	14%
CA6	2	10%
CA7	1	5%
CA8	2	10%
CA9	1	5%
CA10	1	5%
CA11	1	5%
CA DC	0	0%
CA Fed	1	5%
CA AF	2	10%
State	3	14%
Dist. Court	0	0%
Original	1	5%
	21	100%

* For the Circuit Scorecards only, we treat certain consolidated cases as separate decisions rather than as one. For consolidated cases that stemmed from different lower court decisions, we counted the cases separately on this table to most accurately reflect the Supreme Court’s treatment of the precedents below. For cases that were consolidated in the court below, we count the Supreme Court’s decision only once. Throughout the rest of the Stat Pack consolidated cases are uniformly treated as a single case.

** For purposes of the Circuit Scorecards, we include as “affirmances” merits opinions that let stand the lower-court opinion, and as “reversals” opinions that only vacate the lower-court decision and remand for further consideration.

*** The circuit scorecard does not include *Walker v. United States*, which was dismissed before argument, *Mathena v. Malvo*, which was dismissed after argument, *Sharp v. Murphy*, which was restored to the calendar after OT18 but never scheduled for argument during OT19, or *NYSRPA v. New York*, which was argued on December 2, 2019, and dismissed as moot on April 27, 2020, via a 6-3 per curiam opinion.

Circuit Scorecard

This chart features affirmance and reversal rates for each circuit and each justice. The first number is the number of times a particular justice voted to affirm a decision of the court below, and the second number is the number of times that justice voted to vacate or reverse the decision below.

	Roberts	Thomas	Ginsburg	Breyer	Alito	Sotomayor	Kagan	Gorsuch	Kavanaugh	Total Votes	Overall Decisions
CA1	0-5	0-5	0-5	0-5	0-5	0-5	0-5	0-5	0-5	0-45	0-5
CA2	1-3	1-3	1-3	1-3	1-3	1-3	1-3	2-2	1-3	10-26	1-3
CA3	2-1	1-2	1-2	2-1	1-2	2-1	2-1	2-1	2-1	15-12	2-1
CA4	1-2	1-2	1-2	1-2	1-2	3-0	3-0	1-2	1-2	13-14	1-2
CA5	1-5	4-2	0-6	0-6	4-2	0-6	0-6	1-5	1-5	11-43	1-5
CA6	3-0	2-1	3-0	3-0	2-1	3-0	3-0	3-0	2-1	24-3	3-0
CA7	0-1	0-1	1-0	1-0	0-1	1-0	1-0	0-1	0-1	4-5	0-1
CA8	1-0	1-0	0-1	0-1	1-0	0-1	0-1	1-0	1-0	5-4	1-0
CA9	1-6	4-3	1-6	1-6	3-4	1-6	1-6	3-4	2-5	17-46	1-6
CA10	1-1	1-1	1-1	1-1	1-1	1-1	1-1	1-1	1-1	9-9	1-1
CA11	3-4	5-2	1-6	1-6	4-3	2-5	2-5	3-4	4-3	25-38	3-4
CA DC	1-1	0-2	1-1	1-1	0-2	1-1	1-1	0-2	0-1	5-12	1-1
CA Fed	1-5	1-5	1-5	1-5	4-2	2-4	1-5	2-4	1-5	14-40	1-5
State	3-5	4-4	1-7	1-7	4-4	2-6	3-5	4-4	2-6	24-48	2-6
Dist. Court	0-0	0-0	0-0	0-0	0-0	0-0	0-0	0-0	0-0	0-0	0-0
Totals	19-38	24-33	13-44	14-43	26-31	19-38	19-38	23-34	18-38	175-337	18-39

Opinions Authored by Each Justice

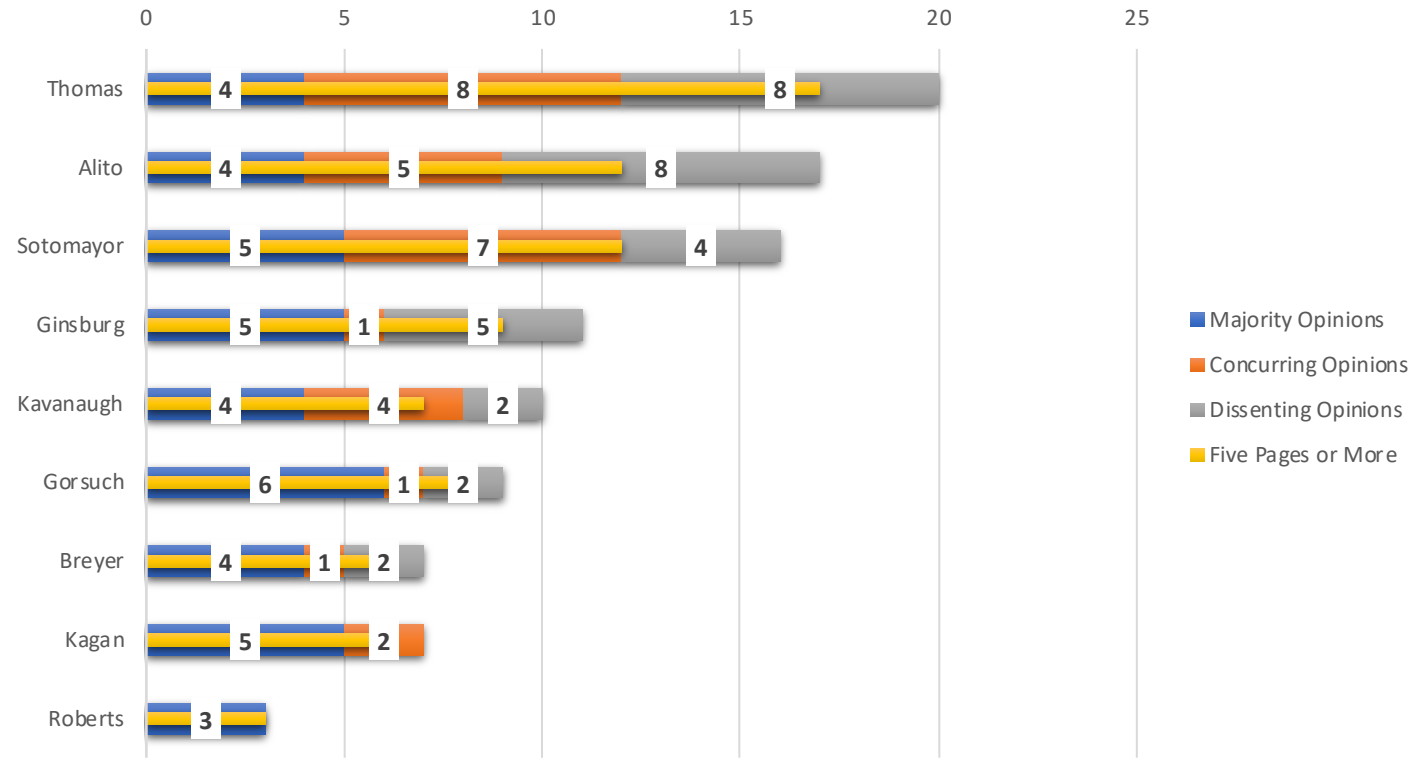
Roberts			Thomas	Ginsburg	Breyer	Alito	Sotomayor	Kagan	Gorsuch	Kavanaugh	PC	
Majority Opinions	1	Atlantic	Rotkiske	Ritzen	Holguin-Hernandez	Garcia	NantKwest	Kahler	Comcast	McKinney	IBM	47
	2	Public.Resource	Glover	Thryv	Maui	Babb	Maine Community	Banister	Ramos	Barton	N.Y. Rifle	
	3	Regents	GE Energy	Shular	Aurelius	Hernandez	Lucky	Kelly	Bostock	Thole	Davis	
	4		Cowpasture	Sineneng-Smith	Guerrero-Lasprilla	Intel	CITGO	Lomax	Opati	Nasrallah	RNC	
				Monasky			Liu	Allen	Romag		Archdiocese	
	5								Rodriguez		Thompson	
	6										Andrus	
	7											
	8											
	9											
	10											
	11											
	12											
	13											
	14											
	15											
Concurring Opinions	1		Garcia	Comcast	Allen	Holguin-Hernandez	GE Energy	IBM	IBM	N.Y. Rifle		29
	2		Ramos			Romag	Babb	Glover		Shular		
	3		Thole			Atlantic	Romag			Maui		
	4		Aurelius			Monasky	Aurelius			Ramos		
	5		Sineneng-Smith			Archdiocese	Ramos					
	6		Hernandez				Rotkiske					
	7		Allen				Regents					
	8		Monasky									
	9											
	10											
	11											
	12											
	13											
	14											
Dissenting Opinions	1		Guerrero-Lasprilla	Rotkiske	Garcia	N.Y. Rifle	Glover		Atlantic	Bostock		31
	2		CITGO	Hernandez	Kahler	Ramos	Barton		Thryv	Regents		
	3		Maui	McKinney		Bostock	Thole					
	4		Public.Resource	RNC		Maine Community	Cowpasture					
	5		Babb	Public.Resource		Banister						
	6		Nasrallah			Andrus						
	7		Regents			Maui						
	8		Liu			Regents						
	9											
	10											
	11											
	12											
	13											
Total		3	20	11	7	17	16	7	9	10	7	107

*Plurality opinions are treated as majority opinions throughout the Stat Pack.

Total Opinion Authorship

The number of opinions five pages or longer is included in parentheses and represented by the thicker bars in the chart below.

	Total Opinions	Majority Opinions	Concurring Opinions	Dissenting Opinions
Roberts	3 (3)	3 (3)		
Thomas	20 (17)	4 (4)	8 (5)	8 (8)
Ginsburg	11 (9)	5 (5)	1 (0)	5 (4)
Breyer	7 (6)	4 (4)	1 (0)	2 (2)
Alito	17 (12)	4 (4)	5 (1)	8 (7)
Sotomayor	16 (12)	5 (5)	7 (3)	4 (4)
Kagan	7 (6)	5 (5)	2 (1)	
Gorsuch	9 (8)	6 (6)	1 (0)	2 (2)
Kavanaugh	10 (7)	4 (4)	4 (1)	2 (2)
Per Curiam	7 (3)	7 (3)		
	105 (81)	47 (43)	29 (11)	31 (29)



Majority Opinion Authorship

Majority Opinions Authored

	Total	9-0	8-1	7-2	6-3	5-4	Average Majority
Roberts	3	-	-	1	-	2	5.7
Thomas	4	1	2	1	-	-	8.0
Ginsburg	5	4	-	1	-	-	8.6
Breyer	4	2	-	1	1	-	7.8
Alito	4	1	1	-	-	2	6.8
Sotomayor	5	2	2	1	-	-	8.2
Kagan	5	3	-	1	1	-	8.0
Gorsuch	6	4	-	-	2	-	8.0
Kavanaugh	4	-	-	1	-	3	5.5
	39	17	4	7	4	7	7.4

Percentage of Majority Opinions Decided with Unanimous Judgment

Ginsburg	80%
Breyer	50%
Thomas	25%
Sotomayor	40%
Kavanaugh	0%
Kagan	60%
Gorsuch	67%
Roberts	0%
Alito	25%

Authorship as a Percentage of Similar Opinions

	9-0	8-1	7-2	6-3	5-4
Roberts	-	-	14%	-	29%
Thomas	6%	40%	14%	-	-
Ginsburg	24%	-	14%	-	-
Breyer	12%	-	14%	25%	-
Alito	6%	20%	-	-	29%
Sotomayor	12%	40%	14%	-	-
Kagan	18%	-	14%	25%	-
Gorsuch	24%	-	-	50%	-
Kavanaugh	-	-	14%	-	43%

Average Days Between Argument and Opinion

Alito	102.5
Kagan	140.8
Gorsuch	141.0
Roberts	168.3
Kavanaugh	119.5
Sotomayor	116.6
Breyer	145.5
Thomas	113.3
Ginsburg	75.8

Workload – Opinions Released Each Week

The chart below demonstrates how many opinions were released by each justice during each opinion week.

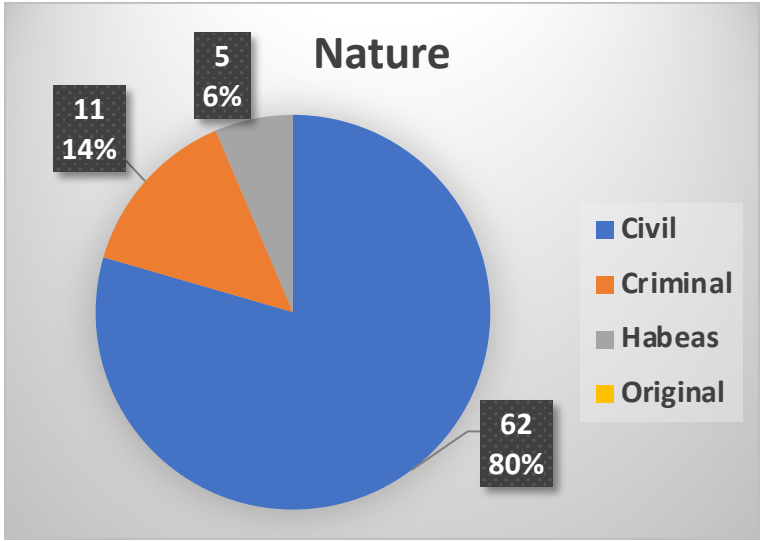
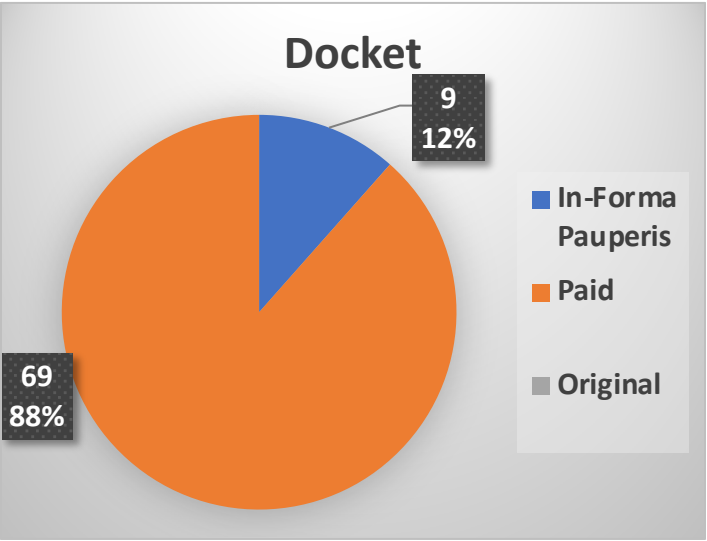
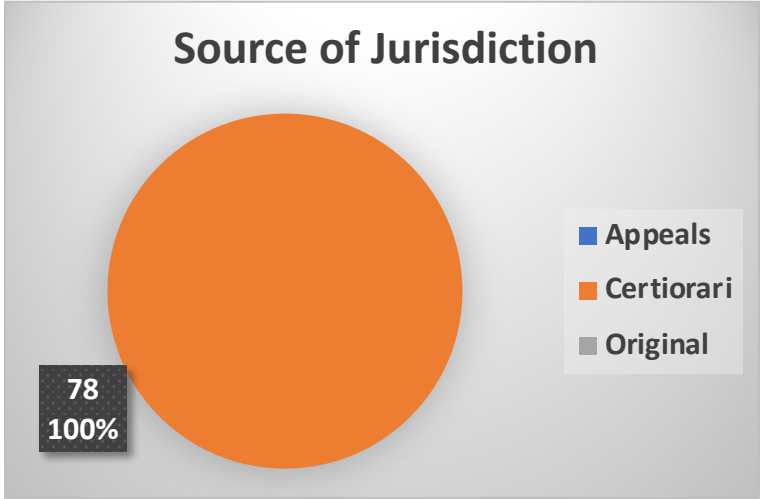
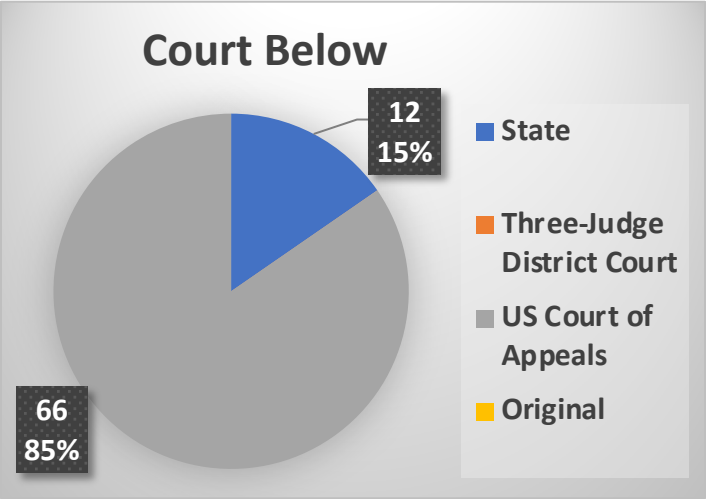
		October			November			December			January			February			March			April			May			June				Total
		#1	#2	#3	#1	#2	#3	#1	#2	#3	#1	#2	#3	#1	#2	#3	#1	#2	#3	#1	#2	#3	#1	#2	#3	#1	#2	#3	#4	
JGR	Majority																		1	1						1				3
	Concurring																													0
	Dissenting																													0
	Total																		1	1						1				3
CT	Majority							1								1								1		1				4
	Concurring												2	1			1			1		1			2					8
	Dissenting															1	1	1	1	1				1		1	1			8
	Total							1					2	1		2	1	2	2	1	1			4		2	1			20
RBG	Majority									1			2						1		1									5
	Concurring															1														1
	Dissenting							1					2					1		1										5
	Total							1		1			4			1		1	1	1	1									11
SGB	Majority												1				1			1				1						4
	Concurring															1														1
	Dissenting												1			1														2
	Total												1	1		3			1					1						7
SAA	Majority												2	1					1											4
	Concurring												3						2											5
	Dissenting																	2	2				1		3					8
	Total												5	1				1	4	2				1		3				17
SMS	Majority							1								1			1	1							1			5
	Concurring							1								1	2						2		1					7
	Dissenting															1	1					1		1						4
	Total							2								1	2	3	1	1			3		2	1				16
EK	Majority														2					1			1	1						5
	Concurring									1						1														2
	Dissenting																													0
	Total									1						2		1			1			1	1					7
NMG	Majority												1			1				2		1				1				6
	Concurring									1																				1
	Dissenting																		2											2
	Total									1			1			1			4		1				1					9
BMK	Majority												1						1				2							4
	Concurring												1						2	1										4
	Dissenting																									2				2
	Total												2						3	1			2		2					10

Workload – Slip Pages Released Each Week

		October			November			December			January			February			March			April			May			June				Total
		#1	#2	#3	#1	#2	#3	#1	#2	#3	#1	#2	#3	#1	#2	#3	#1	#2	#3	#1	#2	#3	#1	#2	#3	#1	#2	#3	#4	
JGR	Majority																		22	18						29				69
	Concurring																													0
	Dissenting																													0
	Total																													69
CT	Majority							7								10			3						12		18			47
	Concurring												10	3		3				9					14					48
	Dissenting														12	11	8		8	17					8		26	11		101
	Total							7					10	3		15	11	18		17	17	9			34		44	11		196
RBG	Majority										12			28						16			11							67
	Concurring															4														4
	Dissenting							7					21					6			4									38
	Total							7		12			49			4		6		16	4	11								109
SGB	Majority												6			13			8						11					38
	Concurring															2														2
	Dissenting												7			23														30
	Total												6	7		38			8						11					70
SAA	Majority												32	20				14												66
	Concurring												7						10											17
	Dissenting																		44	39					16		63			162
	Total												39	20				14	54	39					16		63			245
SMS	Majority							10								16			31	12							20			89
	Concurring							2										1	7						26		4			40
	Dissenting																	8	15						25		21			69
	Total							12								16	9	22	31	12					51		25	20		198
EK	Majority															41					13				16	7				77
	Concurring									2								5												7
	Dissenting																													0
	Total									2						41		5			13				16	7				84
NMG	Majority											6			13				33				12				33			97
	Concurring									3																				3
	Dissenting																		34											34
	Total									3		6			13				67				12				33			134
BMK	Majority											7							17						21					45
	Concurring											3							21	1										25
	Dissenting																									36				36
	Total											10							38	1					21		36			106

Makeup of the Merits Docket

The following charts depict different characteristics of the cases that were released with merits opinions. These charts include information about cases disposed of with signed opinions, summary reversals or affirmances by an equally divided court.



Technically, all paid and in forma pauperis cases have been on the same docket since 1971, with paid cases beginning each year with case number 1, and IFP cases beginning at number 5001. Original cases remain on a separate docket and follow a separate numbering convention. For more information on the dockets, see Eugene Gressman et al., “Supreme Court Practice” 55–56 (9th ed. 2007). The charts here do not include the court’s decision in *RNC v. DNC* on April 6, 2020, which was never filed as a petition for certiorari at the court.

Frequency in the Majority

The following charts measure how frequently each justice has voted with the majority during October Term 2019. The charts include summary reversals but do not include cases that were dismissed.

All Cases										
Justice	Votes	Frequency in Majority		OT18	OT17	OT16	OT15	OT14	OT13	OT12
Roberts	47	46	98%	85%	93%	93%	92%	80%	92%	86%
Thomas	47	34	72%	75%	81%	82%	72%	61%	88%	79%
Ginsburg	47	38	80%	75%	73%	85%	88%	86%	85%	79%
Breyer	47	39	83%	76%	73%	90%	94%	92%	88%	83%
Alito	47	35	74%	82%	79%	86%	84%	72%	88%	79%
Sotomayor	47	37	79%	75%	68%	90%	83%	89%	82%	79%
Kagan	47	39	83%	82%	74%	93%	95%	85%	92%	81%
Gorsuch	47	41	87%	75%	85%	82%	-	-	-	-
Kavanaugh	46	44	96%	91%	-	-	-	-	-	-

Divided Cases										
Justice	Votes	Frequency in Majority		OT18	OT17	OT16	OT15	OT14	OT13	OT12
Roberts	26	25	96%	75%	89%	83%	84%	66%	76%	73%
Thomas	26	13	50%	59%	69%	57%	49%	34%	64%	60%
Ginsburg	26	17	65%	59%	56%	63%	78%	77%	56%	60%
Breyer	26	18	69%	61%	56%	77%	89%	86%	64%	67%
Alito	26	14	54%	70%	67%	67%	70%	52%	63%	59%
Sotomayor	26	16	62%	59%	49%	76%	68%	82%	46%	59%
Kagan	26	18	69%	70%	59%	83%	91%	75%	75%	63%
Gorsuch	26	20	77%	59%	75%	63%	-	-	-	-
Kavanaugh	26	24	92%	85%	-	-	-	-	-	-

Strength of the Majority

Cases Affirmed by an Equally Divided Court	
Term	Total
OT05	0
OT06	0
OT07	2
OT08	0
OT09	0
OT10	2
OT11	0
OT12	0
OT13	0
OT14	0
OT15	4
OT16	0
OT17	1
OT18	0
OT19	0
Average (OT05-OT19)	.6

Argument Sitting	Decided	9-0	8-1	7-2	6-3	5-4	Average Majority
October	7	2	1	-	3	1	7.0
November	10	4	1	1	1	3	7.2
December	12	4	1	4	1	2	7.3
January	7	5	1	-	-	1	8.3
February	6	3	1	2	-	-	8.2
March	-	-	-	-	-	-	
April	-	-	-	-	-	-	
Summary Reversal	5	3	-	-	1	1	7.6

Number of Opinions Per Case
2.9
2.8
2.2
2.1
1.7
-
-
1.6

Term Recusals	
Justice	Total
Kavanaugh	1
Kagan	1
Sotomayor	1
Gorsuch	1

Solo Dissents		
Justice	Total (OT19)	Average* (OT05-OT18)
Breyer	-	.40
Thomas	2	2.1
Gorsuch	-	.67
Alito	1	.58
Sotomayor	1	.80
Kagan	-	0
Roberts	-	0
Kavanaugh	-	0
Ginsburg	1	.86

* Averages consider only the terms during which a justice served on the court. Chief Justice John Roberts and Justices Elena Kagan and Brett Kavanaugh have never filed a lone dissenting vote.

5-4 Cases

Alignment of the Majority		
Majority		Cases
Roberts, Thomas, Alito, Gorsuch, Kavanaugh	6	<i>Hernandez, Barton, Thole, McKinney, Garcia, RNC</i>
Roberts, Ginsburg, Breyer, Sotomayor, Kagan	1	<i>Regents</i>
Roberts, Sotomayor, Kagan, Gorsuch, Kavanaugh	1	<i>Public.Resource</i>

Term	Number of 5-4 Opinions	Percentage of Total Opinions	Percentage of 5-4 Split Ideological *	Conservative Victory * (Percentage of Ideological)	Conservative Victory (Percentage of All 5-4)	Number of Different Alignments
OT05	11	12%	73%	53%	45%	7
OT06	24	33%	79%	68%	54%	6
OT07	12	17%	67%	50%	33%	6
OT08	23	29%	70%	69%	48%	7
OT09	16	19%	69%	73%	50%	7
OT10	16	20%	88%	71%	63%	4
OT11	15	20%	67%	50%	33%	7
OT12	23	29%	70%	63%	43%	7
OT13	10	14%	60%	67%	40%	7
OT14	19	26%	68%	38%	26%	7
OT15	4	5%	100%	25%	25%	2
OT16	7	10%	86%	33%	29%	3
OT17	19	26%	74%	100%	74%	5
OT18	20	28%	80%	50%	40%	10
Average	16	21%	75%	58%	43%	6

* For the purposes of this chart, a “Conservative Victory” occurs whenever the majority consists of Chief Justice Roberts and Justices Thomas, Alito, Gorsuch and Kavanaugh. A “Liberal Victory” occurs whenever the majority consists of Justices Ginsburg, Breyer, Sotomayor, Kagan and one conservative. An ideological split occurs with either of these two types of victories.

5-4 Cases

Membership in a 5-4 Majority											
Justice	Cases Decided	Frequency in Majority		OT18	OT17	OT16	OT15	OT14	OT13	OT12	OT11
Gorsuch	8	7	88%	70%	84%	67%	-	-	-	-	-
Kavanaugh	8	7	88%	67%	-	-	-	-	-	-	-
Thomas	8	6	75%	65%	79%	43%	25%	37%	50%	65%	67%
Alito	8	6	75%	60%	79%	29%	25%	47%	60%	57%	60%
Roberts	8	8	100%	55%	89%	29%	25%	53%	70%	61%	67%
Ginsburg	8	1	13%	50%	26%	71%	75%	63%	40%	43%	33%
Breyer	8	1	13%	50%	21%	71%	75%	74%	50%	48%	47%
Sotomayor	8	2	25%	45%	21%	71%	75%	68%	30%	39%	47%
Kagan	8	6	75%	45%	17%	71%	50%	53%	50%	43%	40%

5-4 Majority Opinion Authorship *												
Justice	Cases Decided	Frequency in the Majority	Opinions Authored	Frequency as Author	OT18	OT17	OT16	OT15	OT14	OT13	OT12	OT11
Roberts	8	8	2	29%	20%	12%	0%	0%	20%	14%	14%	10%
Thomas	8	6	-	0%	20%	20%	33%	0%	0%	20%	13%	0%
Gorsuch	8	7	-	0%	15%	31%	0%	-	-	-	-	-
Alito	8	6	2	29%	10%	27%	0%	100%	33%	33%	46%	33%
Kagan	8	6	-	0%	10%	33%	20%	0%	10%	60%	10%	17%
Kavanaugh	8	7	3	43%	11%	-	-	-	-	-	-	-
Breyer	8	1	-	0%	5%	25%	20%	33%	21%	0%	18%	43%
Ginsburg	8	1	-	0%	5%	20%	20%	0%	25%	0%	10%	0%
Sotomayor	8	2	-	0%	5%	0%	0%	0%	15%	0%	22%	29%

* These percentages consider how often a justice writes the majority opinion when that justice is in the majority.

Majority Opinion Distribution

For each case decided with a merits opinion, the author of the majority opinion is selected by the most senior justice who votes with the majority. For example, in *Herrera v. Wyoming*, a 5-4 decision in which Justices Ginsburg, Breyer, Sotomayor, Kagan and Gorsuch voted in the majority, Justice Ginsburg (the most senior justice in the majority) assigned authorship duties to Justice Sotomayor (the author of the majority opinion). The tables below demonstrate how the five most senior justices on the court assigned majority opinions during OT19 when they had the chance. For unanimous cases we have showed only statistics for Chief Justice Roberts because he is always the most senior justice in the majority for unanimous opinions.

Unanimous Cases									
	Roberts	Thomas	Ginsburg	Breyer	Alito	Sotomayor	Kagan	Gorsuch	Kavanaugh
Roberts (17)	0	1	4	2	1	2	3	4	0

5-4 Cases									
	Roberts	Thomas	Ginsburg	Breyer	Alito	Sotomayor	Kagan	Gorsuch	Kavanaugh
Roberts (7)	2	0	0	0	2	0	0	0	3
	Thomas (0)	-	-	-	-	-	-	-	-
		Ginsburg (0)	-	-	-	-	-	-	-
			Breyer (0)	-	-	-	-	-	-
				Alito (0)	-	-	-	-	-

Justice Agreement

		Thomas		Ginsburg		Breyer		Alito		Sotomayor		Kagan		Gorsuch		Kavanaugh		Total
Roberts		22	47%	31	66%	36	77%	30	64%	30	64%	36	77%	34	72%	41	89%	47
		32	68%	36	77%	37	79%	36	77%	34	72%	40	85%	40	85%	43	93%	
		33	70%	37	79%	38	81%	36	77%	36	77%	40	85%	40	85%	43	93%	
		14	30%	10	21%	9	19%	11	23%	11	23%	7	15%	7	15%	3	7%	
Thomas				13	28%	17	36%	28	60%	13	28%	15	32%	28	60%	20	43%	47
				23	49%	25	53%	41	87%	21	45%	25	53%	36	77%	32	70%	
				27	57%	28	60%	42	89%	24	51%	26	55%	38	81%	35	76%	
				20	43%	19	40%	5	11%	23	49%	21	45%	9	19%	11	24%	
Ginsburg						40	85%	15	32%	34	72%	38	81%	24	51%	26	57%	47
						46	98%	26	55%	39	83%	41	87%	31	66%	34	74%	
						46	98%	28	60%	42	89%	42	89%	32	68%	35	76%	
						1	2%	19	40%	5	11%	5	11%	15	32%	11	24%	
Breyer								22	47%	35	74%	40	85%	28	60%	31	67%	47
								28	60%	40	85%	42	89%	32	68%	35	76%	
								29	62%	43	91%	43	91%	33	70%	36	78%	
								18	38%	4	9%	4	9%	14	30%	10	22%	
Alito										16	34%	21	45%	28	60%	27	59%	47
										23	49%	29	62%	37	79%	36	78%	
										25	53%	29	62%	37	79%	36	78%	
										22	47%	18	38%	10	21%	10	22%	
Sotomayor												36	77%	23	49%	26	57%	47
												41	87%	31	66%	32	70%	
												43	91%	33	70%	34	74%	
												4	9%	14	30%	12	26%	
Key														28	60%	31	67%	47
														33	70%	36	78%	
														33	70%	36	78%	
														14	30%	10	22%	
Gorsuch																31	67%	47
																39	85%	
																40	87%	

Oral Argument - Justices

For our purposes, the number of “questions” per argument is simply the number of times a given justice’s name appears in the argument transcript in capital letters. To account for the chief justice’s administrative comments – such as his call for an advocate to begin – his tally for each case has been uniformly reduced by three “questions.”

Average Number of Questions Per Argument	
	Average
Kavanaugh	16.7
Sotomayor	21.2
Breyer	19.7
Alito	13.8
Ginsburg	9.4
Gorsuch	14.2
Roberts	12.6
Kagan	15.4
Thomas	0

Frequency as the Top Questioner or as a Top 3 Questioner		
	Freq. Top 1	Freq. Top 3
Kavanaugh	24%	50%
Sotomayor	15%	70%
Breyer	26%	57%
Alito	6%	30%
Ginsburg	2%	11%
Gorsuch	19%	38%
Roberts	2%	19%
Kagan	11%	43%
Thomas	-	-

Cases With Most Total Justice Questions	
	Questions
<i>Glover</i>	217
<i>Regents</i>	195
<i>Comcast</i>	183
<i>Aurelius</i>	176
<i>Russo</i>	154
<i>Thole</i>	153
<i>Bostock</i>	153
<i>Espinoza</i>	147
<i>Cowpasture</i>	145

Most Active Arguments		
	Argument	Number of Questions (% of all questions)
Kavanaugh	<i>Thole</i>	48 (31%)
Sotomayor	<i>Atlantic Richfield</i>	50 (40%)
Breyer	<i>Romag</i>	50 (40%)
Alito	<i>Kahler</i>	34 (27%)
Ginsburg	<i>Bostock</i>	36 (24%)
Gorsuch	<i>Glover</i>	43 (20%)
Roberts	<i>Glover</i>	39 (18%)
Kagan	<i>Kelly</i>	30 (23%)
Thomas	-	-

Frequency as the First Questioner		
	Frequency	
Ginsburg	21/47	45%
Roberts	8/47	17%
Sotomayor	7/47	15%
Alito	6/47	13%
Kavanaugh	4/46	9%
Gorsuch	1/47	2%
Breyer	0/47	
Kagan	0/47	
Thomas	0/47	

Oral Argument - Advocates

Overview								
	OT12	OT13	OT14	OT15	OT16	OT17	OT18	OT19
Number of Different Advocates	120	121	112	117	100	113	122	103
Number of Total Appearances	193	185	178	186	158	163	178	155
Appearances by Advocates Who...	OT12	OT13	OT14	OT15	OT16	OT17	OT18	OT19
...Are from the Office of the Solicitor General	64 (33%)	61 (33%)	56 (31%)	59 (32%)	48 (30%)	48 (29%)	50 (28%)	42 (27%)
...Have experience in the Office of the Solicitor General	Not Available	85 (47%)	78 (46%)	84 (71%)	73 (48%)	71 (65%)	86 (48%)	80 (52%)
...Have argued at least twice during the Term	104 (54%)	96 (52%)	104 (58%)	109 (59%)	94 (59%)	77 (47%)	87 (49%)	82 (53%)
...Are “expert” Supreme Court litigators*	137 (71%)	131 (71%)	116 (66%)	136 (74%)	115 (74%)	89 (56%)	123 (69%)	114 (74%)
...Are based in Washington, D.C.**	125 (65%)	119 (64%)	101 (57%)	122 (66%)	97 (61%)	97 (60%)	109 (61%)	103 (66%)
...Are female	33 (17%)	28 (15%)	34 (19%)	32 (18%)	33 (21%)	19 (12%)	30 (17%)	20 (13%)
...Are female and not from the Office of the Solicitor General***	17 (13%)	11 (9%)	17 (14%)	13 (10%)	15 (14%)	10 (9%)	21 (12%)	13 (8%)

Most Popular Advocate Origins	
State	Total
Washington, D.C.	103
California	8
New York	7
Texas	5
Virginia	5

Most Popular Supreme Court Clerkships		
Clerkship	Appearances	Advocates
Antonin Scalia	25	10
John G. Roberts	17	8
Ruth Bader Ginsburg	7	6
Stephen Breyer	7	4
Elena Kagan	6	4
David Souter	5	4

Most Popular Law Schools		
Law School	Appearances	Advocates
Harvard	41	33
Yale	32	20
Chicago	12	2
Stanford	10	6
Virginia	9	6

* We adopt Richard Lazarus’ definition of an “expert” Supreme Court litigator: one who has argued five or more times before the Supreme Court or works in an office where lawyers have collectively argued more than 10 times. See Richard J. Lazarus, “Advocacy Matters Before and Within the Supreme Court: Transforming the Court by Transforming the Bar,” 97 Geo. L.J. 1487, 1490 n.17 (2008).

** An advocate’s “origin” is simply the state of origin listed for that lawyer on the court’s monthly hearing lists. If attorneys from the Office of the Solicitor General are omitted, lawyers based in Washington, D.C., appeared 59 times during OT18.

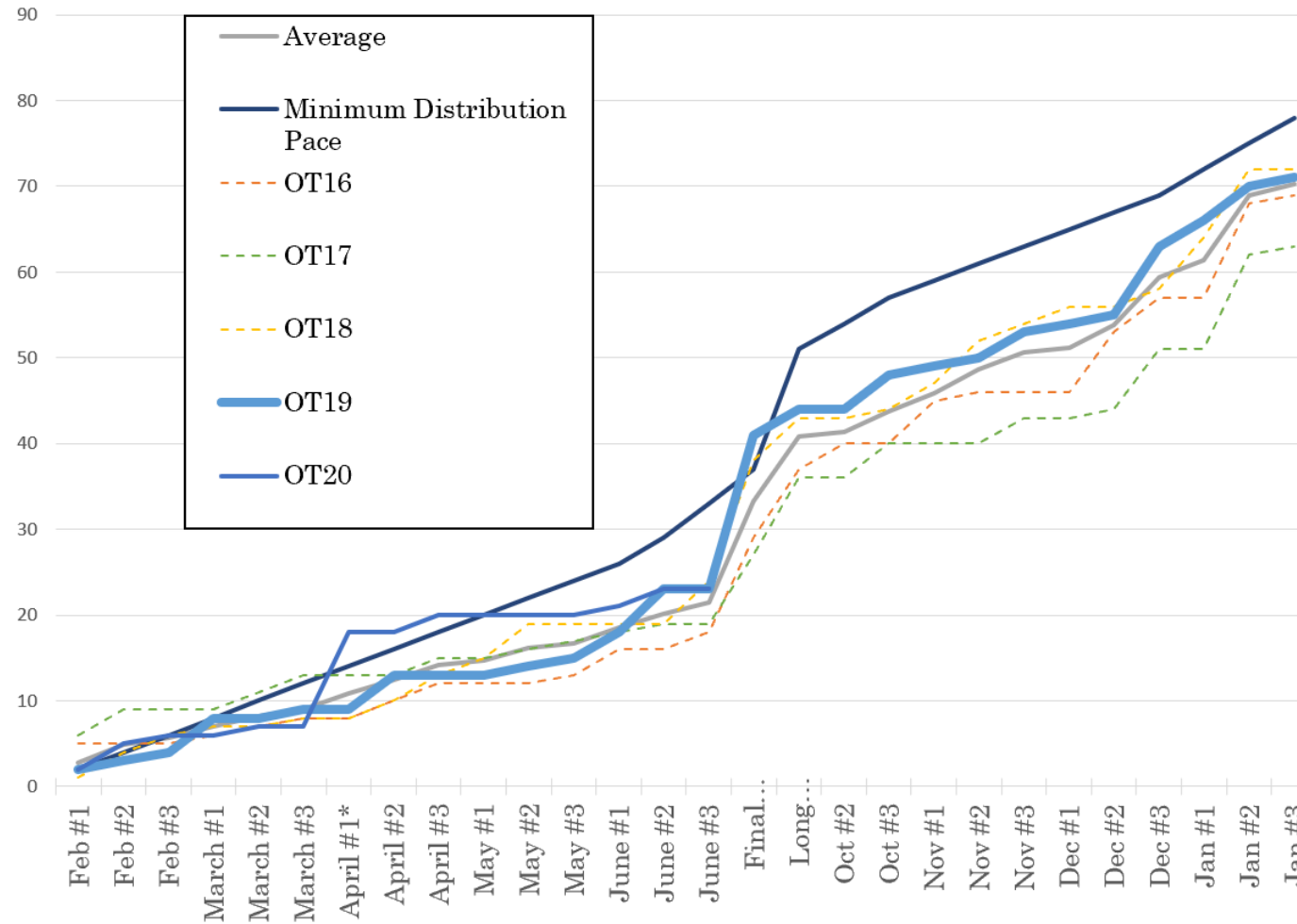
*** The percentage figures for this category omit all advocates from the Office of the Solicitor General. They demonstrate the percentage of female advocates from positions other than those within the Office of the Solicitor General as a percentage of all men or women arguing from positions other than those within the Office of the Solicitor General.

Oral Argument - Advocates

Advocates Who Have Argued Two or More Cases During OT19							
Name	Appearances		Position	Law School	Supreme Court Clerkship	U.S. Solicitor General Experience	Gender
	OT19	All Time					
Noel Francisco	7	19	Solicitor General	Chicago	Antonin Scalia	Yes	Male
Paul Clement	6	102	Kirkland & Ellis	Harvard	Antonin Scalia	Yes	Male
Jeffrey Wall	5	26	Principal Deputy Solicitor General	Chicago	Clarence Thomas	Yes	Male
Malcolm Stewart	4	87	Deputy Solicitor General	Yale	Harry Blackmun	Yes	Male
Lisa Blatt	3	40	Williams & Connolly	Texas	None	Yes	Female
Jonathan Ellis	3	6	Assistant to the Solicitor General	Pennsylvania	John Roberts	Yes	Male
Eric Feigin	3	24	Assistant to the Solicitor General	Stanford	Stephen Breyer	Yes	Male
Paul Hughes	3	8	McDermott Will & Emery	Yale	None	None	Male
Edwin Kneedler	3	145	Deputy Solicitor General	Virginia	None	Yes	Male
Christopher Michel	3	6	Assistant to the Solicitor General	Yale	John G. Roberts	Yes	Male
Morgan Ratner	3	6	Assistant to the Solicitor General	Harvard	John G. Roberts	Yes	Female
Erica Ross	3	6	Assistant to the Solicitor General	Stanford	Elena Kagan	Yes	Female
Jonathan Bond	2	6	Assistant to the Solicitor General	George Washington	Antonin Scalia	Yes	Male
Brian Burgess	2	2	Goodwin Procter	NYU	Sonia Sotomayor	Yes	Male
Toby Crouse	2	2	Kansas Solicitor General	Kansas	None	None	Male
Shay Dvoretzky	2	12	Jones Day	Yale	Antonin Scalia	None	Male
Jeffrey Fisher	2	40	Stanford Supreme Court Clinic	Michigan	John Paul Stevens	None	Male
Matthew Guarnieri	2	3	Assistant to the Solicitor General	Columbia	None	Yes	Male
Michael Huston	2	5	Assistant to the Solicitor General	Michigan	John G. Roberts	Yes	Male
Sopan Joshi	2	3	Assistant to the Solicitor General	Northwestern	Antonin Scalia, Samuel Alito	Yes	Male
Neal Katyal	2	41	Hogan Lovells	Yale	Stephen Breyer	Yes	Male
Douglas Letter	2	3	U.S. House of Representatives	Berkeley	None	None	Male
Frederick Liu	2	6	Assistant to the Solicitor General	Yale	John G. Roberts	Yes	Male
Roman Martinez	2	9	Latham & Watkins	Yale	John G. Roberts	Yes	Male
Elizabeth Murrill	2	3	Louisiana Solicitor General	Louisiana State	None	None	Female
Theodore Olson	2	64	Gibson Dunn	Berkeley	None	Yes	Male
Joseph Palmore	2	12	Morrison & Foerster	Virginia	Ruth Bader Ginsburg	Yes	Male
Adam Unikowsky	2	9	Jenner & Block	Harvard	Antonin Scalia	None	Male
Donald B. Verrilli, Jr.	2	52	Munger, Tolles & Olson	Columbia	William Brennan	Yes	Male
Anthony Yang	2	31	Assistant to the Solicitor General	Yale	None	Yes	Male

Pace of Grants

The following chart plots the pace at which the court fills its merits docket for a given term. Each date marker represents the conference within a given sitting. For instance, Feb #1 is the first February conference, which, during OT19, took place on February 21, 2020. Categorizing grants by their conference within a given sitting ensures more accurate cross-term comparisons.



The Minimum Distribution Pace presented in this chart reflects the number of petitions that must be granted to fill the court's docket for oral argument while giving the litigants in each case a complete or near-complete briefing schedule. The pace also reflects the number of petitions raised at each conference and other factors affecting the certiorari process.

*The jump in OT20 grants in the April #1 conference signifies the court's decision on April 13, 2020, to reschedule 10 cases from OT19 to OT20 due to the COVID-19 pandemic.

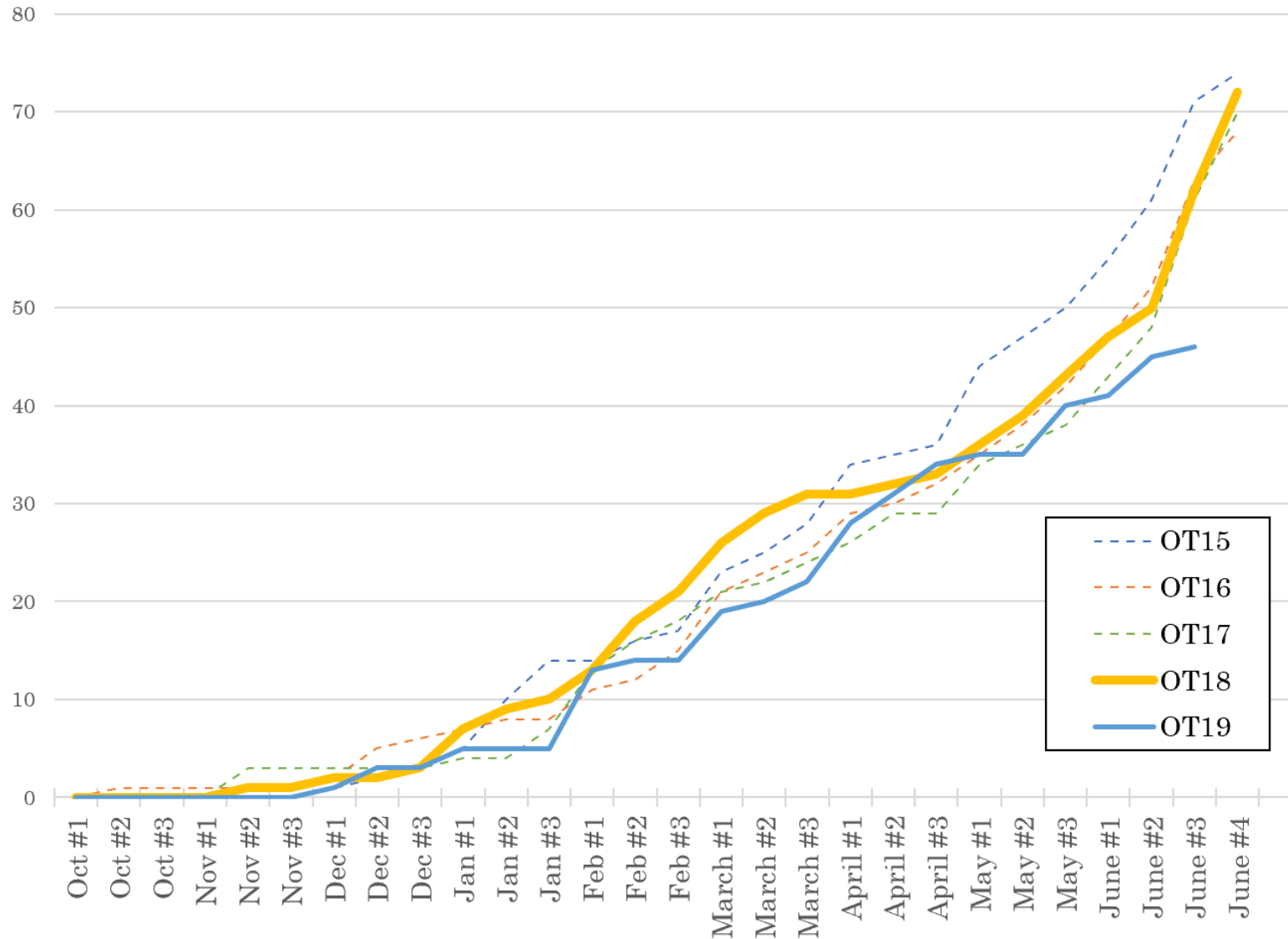
Grants Per Conference

	October Term																			
	'06	'07	'08	'09	'10	'11	'12	'13	'14	'15	'16	'17	'18	'19	'20	Average (OT 06-OT19)		Range (OT06-OT19)	Calendar Weeks Covered	Grants Per Weeks Covered (OT06-OT19)
Feb #1	4	2	8	9	3	7	6	4	0	1	5	6	1	2	2	4.1	6.7	0-9	4	1.0
Feb #2	0	3	3	1	1	0	0	2	5	2	0	3	3	1	3	1.7		0-5	1	1.7
Feb #3	1	0	0	1	3	1	0	1	1	1	0	0	2	1	1	0.9		0-3	1	0.9
Mar #1	0	0	8	0	4	2	2	3	1	2	1	0	1	4	0	2.0	4.3	0-8	2	1.0
Mar #2	1	2	2	1	0	1	1	2	1	3	1	2	0	0	1	1.2		0-3	1	1.2
Mar #3	1	0	2	1	0	2	2	1	1	0	1	2	1	1	0	1.1		0-2	1	1.1
April #1	3	0	2	3	4	1	1	2	3	0	0	0	0	0	11*	1.4	4.3	0-4	2	0.7
April #2	0	1	2	3	2	0	0	1	2	2	2	0	2	4	0	1.5		0-4	1	1.5
April #3	1	1	0	4	0	2	1	1	2	1	2	2	3	0	2	1.4		0-4	1	1.4
May #1	4	0	1	4	1	1	0	1	1	1	0	0	2	0	0	1.1	4.1	0-4	2	0.6
May #2	0	3	0	1	5	1	1	5	1	3	0	1	4	1	0	1.9		0-5	1	1.9
May #3	1	4	0	1	1	1	1	2	1	0	1	1	0	1	0	1.1		0-4	1	1.1
June #1	4	1	0	2	0	2	1	2	0	3	3	1	0	3	1	1.6	16.2	0-4	1	1.6
June #2	1	3	3	4	4	4	2	1	2	2	0	1	0	5	2	2.3		0-5	1	2.3
June #3	2	1	3	3	3	4	1	4	3	1	2	0	5	0	0	2.3		0-5	1	2.3
June #4	5	5	9	7	7	13	10	12	13	9	11	8	14	18		10.1		5-18	1	10.1
Oct #1	9	17	10	11	13	7	9	8	12	13	8	9	5	3		9.6	13.7	3-17	13	0.7
Oct #2	2	0	1	5	7	2	7	2	0	0	3	0	0	0		2.1		0-7	2	1.0
Oct #3	1	2	1	2	1	4	1	2	3	3	0	4	1	4		2.1		0-4	1	2.1
Nov #1	4	2	2	3	5	1	4	1	0	1	5	0	3	1		2.3	6.4	0-5	2	1.2
Nov #2	2	1	1	0	0	5	1	0	4	7	1	0	5	1		2.0		0-7	1	2.0
Nov #3	0	1	5	1	2	3	4	2	2	2	0	3	2	3		2.1		0-5	1	2.1
Dec #1	0	3	2	3	3	4	3	4	2	0	0	0	2	1		1.9	8.6	0-4	1	1.0
Dec #2	3	3	2	2	2	1	2	1	3	4	7	1	0	1		2.3		1-7	2	1.2
Dec #3	5	6	2	3	3	5	5	2	3	7	4	7	2	8		4.4		2-8	1	4.4
Jan #1	7	6	4	1	5	1	3	8	0	1	0	0	6	3		3.2	9.7	0-8	4	0.8
Jan #2	4	4	6	5	0	0	6	3	6	4	11	11	8	4		5.1		0-11	1	5.1
Jan #3	7	2	0	0	0	1	2	0	1	3	1	1	0	1		1.4		0-7	1	1.4
Total	72	73	79	81	79	76	76	77	73	76	69	63	72	71	23	74.1		63-81	52	1.4

*The jump in OT20 grants in the April #1 conference signifies the court's decision on April 13, 2020, to reschedule 10 cases from OT19 to OT20 due to the COVID-19 pandemic.

Pace of Opinions

The following chart plots the pace at which the court releases merits opinions throughout the term, beginning in October and ending in June. This chart includes both opinions released after full briefing and summary reversals. Here, as in the Pace of Grants chart, cases are categorized by their week of release within a given sitting, rather than by calendar month. For example, the opinions for Feb #1 of OT19 were actually released between February 24-26, 2020.



Opinions Per Week

October Term															Average (OT06-OT18)		Range (OT06-OT18)
	'06	'07	'08	'09	'10	'11	'12	'13	'14	'15	'16	'17	'18	'19			
Oct #1	0	0	0	0	0	0	0	0	0	0	0	0	0	0	0.0	0.3	0-0
Oct #2	0	0	1	0	0	0	0	0	0	0	1	0	0	0	0.2		0-1
Oct #3	1	0	0	1	0	0	0	0	0	0	0	0	0	0	0.2		0-1
Nov #1	0	0	0	0	0	1	0	2	0	0	0	0	0	0	0.2	1.7	0-2
Nov #2	0	1	1	1	1	3	1	0	2	0	0	3	1	0	1.1		0-3
Nov #3	1	0	0	1	1	0	1	0	1	0	0	0	0	0	0.4		0-1
Dec #1	0	0	1	1	1	0	1	3	0	1	1	0	1	1	0.8	3.3	0-3
Dec #2	1	2	0	5	0	0	1	2	2	1	3	0	0	2	1.3		0-5
Dec #3	2	3	1	0	1	2	1	1	2	1	1	0	1	0	1.2		0-3
Jan #1	4	3	4	4	2	7	4	3	4	2	1	1	4	2	3.3	8.6	1-7
Jan #2	1	3	5	5	3	4	1	1	6	5	1	0	2	0	2.8		1-6
Jan #3	3	1	6	1	4	4	1	3	1	4	0	3	1	0	2.5		0-6
Feb #1	5	5	5	5	4	7	9	6	3	0	3	6	3	8	4.7	9.6	0-9
Feb #2	1	2	3	3	6	1	4	5	2	2	1	3	5	1	2.9		1-6
Feb #3	2	1	4	2	3	1	1	1	2	1	3	2	3	1	2		1-4
March #1	1	2	2	1	3	7	4	3	4	6	6	3	5	5	3.6	7.9	1-7
March #2	2	2	5	5	2	5	3	2	3	2	2	1	3	1	2.8		1-5
March #3	2	1	2	0	2	2	1	0	0	3	2	2	2	2	1.5		0-3
April #1	5	5	4	4	2	4	4	4	3	6	4	2	0	6	3.6	7.5	0-6
April #2	3	1	4	3	2	2	1	3	2	1	1	3	1	3	2.1		1-4
April #3	5	1	4	2	2	0	1	3	1	1	2	0	1	3	1.8		0-5
May #1	1	1	2	3	3	1	3	1	6	8	3	5	3	1	3.1	10	1-8
May #2	5	4	3	6	6	5	4	5	3	3	3	2	3	0	4		2-6
May #3	1	3	2	5	2	2	2	3	5	3	4	2	4	5	2.9		1-5
June #1	4	3	5	4	8	2	3	5	1	5	5	5	4	1	4.2	25.8	1-8
June #2	8	9	6	9	9	2	7	6	9	6	5	5	3	4	6.5		2-9
June #3	6	7	7	10	10	8	8	8	8	10	11	13	12	1	9.1		6-13
June #4	8	10	2	5	5	5	12	3	3	3	5	9	10		6.2		2-12
Total	72	70	79	86	82	75	78	73	73	74	68	70	72	46	74.8	74.8	68-86