

Final Stat Pack for October Term 2018

Summary of the Term

Opinions By Sitting.....	2
Circuit Scorecard.....	3-4
Merits Cases By Vote Split.....	5
Term Index.....	6
Makeup of the Merits Docket.....	7
Total Opinion Authorship.....	8
Total Opinions Over Time.....	9
Opinions Authored By Each Justice...	10
Workload.....	11-12
Summary Reversals.....	13
Majority Opinion Authorship.....	14
Strength of the Majority.....	15
Unanimity.....	16-17
Frequency in the Majority.....	18
5-4 Cases.....	19-21
Majority Opinion Distribution.....	22
Justice Agreement.....	23-26
Time Btwn. Oral Argument and Opinion	27
Pace of Grants.....	28
Pace of Opinions.....	29
Grants Per Conference.....	30
Opinions Per Week.....	31
Oral Argument – Justices.....	32
Oral Argument – Advocates.....	33-34
Voting Alignment – All Cases.....	35-43
Voting Alignment – 5-4 Cases.....	44-46

Total Merits Opinions Released	72
+ Signed merits opinions after oral argument	66
+ Per Curiam merits opinions after oral argument	1
+ Summary reversals	5
Total Merits Opinions Expected	72
<hr/>	
+ Petitions granted and set for argument	72
+ Summary reversals	5
- Cases removed from argument calendar	2
- Cases dismissed after oral argument	1
- Cases consolidated after oral argument	1
- Cases restored to argument calendar for OT19	1
Cases Set for Argument During OT19	41
<hr/>	

* You can find past Stat Packs here: <<https://www.scotusblog.com/reference/stat-pack/>>. A few matters regarding our methodology are worth mentioning at the outset. First, SCOTUSblog treats consolidated cases as a single case, as determined by the case with the lowest docket number (prior to the release of an opinion) or the case that is captioned with an opinion. To the extent that two cases are argued separately but later decided with only one opinion, we will remove one of the cases from this Stat Pack, except to include it in the Pace of Grants chart to maintain cross-conference comparisons. The most unusual way we manage these later-consolidated cases is to merge the oral-argument data for the two cases. We combine the questions asked by each justice in the separate oral argument proceedings into one “consolidated” session. Second, this Stat Pack frequently uses the term “merits opinions,” “merits docket” or “merits cases.” Those three terms are used interchangeably, and signify the set of cases decided “on the merits.” Those cases include signed opinions after oral argument (the bulk of all merits cases), most per curiam opinions released after oral argument, summary reversals (cases decided with per curiam opinions without briefing or oral argument, often to reverse a lower court), and cases decided by an equally divided (4-4) court. Cases that are dismissed as improvidently granted are not included in our tally of merits cases.

Opinions By Sitting

Roberts	1	2	1	1	-	1	1	JGR	7						
Thomas	1	1	1	2	1	1	1	CT	8						
Ginsburg	1	1	1	1	-	1	1	RBG	6						
Breyer	1	1	1	2	-	1	2	SGB	8						
Alito	1	1	1	1	1	1	1	SAA	7						
Sotomayor	-	1	1	1	1	1	2	SMS	7						
Kagan	2	1	1	1	1	-	1	EK	7						
Gorsuch	1	2	1	1	-	-	2	NMG	7						
Kavanaugh	1	1	1	1	1	1	1	BMK	7						
Per Curiam	-	1	-	-	-	-	-	Per Cur.	1						
October		November		December		January		February		March		April		Decided	67
Argued: 10 Decided: 9		Argued: 12 Decided: 12		Argued: 10 Decided: 9		Argued: 11 Decided: 11		Argued: 6 Decided: 6		Argued: 9 Decided: 8		Argued: 13 Decided: 12		Argued	70
<i>Weyerhaeuser</i>	JGR	<i>Schein</i>	BMK	<i>Apple</i>	BMK	<i>Merck</i>	SGB	<i>Return Mail</i>	SMS	<i>Bethune</i>	RBG	<i>Brunetti</i>	EK		
<i>Mt. Lemmon</i>	RBG	<i>Lamps Plus</i>	JGR	<i>Nieves</i>	JGR	<i>Obduskey</i>	SGB	<i>Mission Prd.</i>	EK	<i>Smith</i>	SMS	<i>Emulex*</i>			
<i>Gundy</i>	EK	<i>Cougar Den</i>	SGB	<i>Nutraceutical</i>	SMS	<i>Herrera</i>	SMS	<i>Manhattan</i>	BMK	<i>Cochise</i>	CT	<i>Parker</i>	CT		
<i>Madison</i>	EK	<i>Garza</i>	SMS	<i>Murphy*</i>		<i>Fourth Est.</i>	RBG	<i>Haymond</i>	NMG	<i>Flowers</i>	BMK	<i>Kaestner Tr.</i>	SMS		
<i>Knick*</i>		<i>Frank</i>	PC	<i>Timbs</i>	RBG	<i>Hyatt</i>	CT	<i>Mont</i>	CT	<i>PDR</i>	SGB	<i>Davis</i>	NMG		
<i>New Prime</i>	NMG	<i>Jam</i>	JGR	<i>Dawson</i>	NMG	<i>Thacker</i>	EK	<i>Am. Legion</i>	SAA	<i>Dutra</i>	SAA	<i>McDonough</i>	SMS		
<i>Stokeling</i>	CT	<i>Sturgeon</i>	EK	<i>Lorenzo</i>	SGB	<i>Rimini</i>	BMK			<i>Rucho</i>	JGR	<i>Food Mrkt.</i>	NMG		
<i>Stitt</i>	SGB	<i>Va. Uranium</i>	NMG	<i>Biestek</i>	EK	<i>Home Depot</i>	CT			<i>Benisek*</i>		<i>Fort Bend</i>	RBG		
<i>Preap</i>	SAA	<i>Bucklew</i>	NMG	<i>Helsinn</i>	CT	<i>Allina</i>	NMG			<i>Kisor</i>	EK	<i>Commerce</i>	JGR		
<i>Air & Liquid</i>	BMK	<i>BNSF Rail.</i>	RBG	<i>Gamble</i>	SAA	<i>Knick</i>	SGB					<i>Mitchell</i>	SAA		
		<i>Harrison</i>	SAA			<i>Tenn. Wine</i>	SAA					<i>Rehaif</i>	SGB		
		<i>Culbertson</i>	CT									<i>Quarles</i>	BMK		
												<i>Taggart</i>	SGB		

*After oral argument in *Knick* on October 3, 2018, the Supreme Court ordered new briefing and heard reargument on January 16, 2019. After oral argument in *Emulex* on April 15, 2019, the court dismissed *Emulex* as improvidently granted. The court decided *Benisek* together with *Rucho* on June 27, 2019. On June 27, 2019, the justices set *Murphy* for reargument in October Term 2019.

Circuit Scorecard

October Term 2018							
	Number	Percent	Decided	Aff'd	Rev'd	Aff'd %	Rev'd %
CA1	2	3%	2	1	1	50%	50%
CA2	5	7%	5	2	3	40%	60%
CA3	3	4%	3	1	2	33.33%	66.67%
CA4	4	5%	4	2	2	50%	50%
CA5	4	5%	4	2	2	50%	50%
CA6	7	9%	7	4	3	57.14%	42.86%
CA7	1	1%	1	0	1	0%	100%
CA8	4	5%	4	1	3	25%	75%
CA9	14	19%	14	2	12	14.29%	85.71%
CA10	2	4%	2	1	1	50%	50%
CA11	7	9%	7	4	3	57.14%	42.86%
CA DC	3	4%	3	2	1	66.67%	33.33%
CA Fed	4	5%	4	2	2	50%	50%
State	11	15%	11	2	9	18%	82%
Dist. Court	3	4%	3	1	2	33.33%	66.67%
Original	0	0%	-	-	-	-	-
	74	100%	74	27	47	36.49%	63.51%

October Term 2019		
	Number	Percent
CA1	1	2%
CA2	5	11%
CA3	3	7%
CA4	2	5%
CA5	4	9%
CA6	3	7%
CA7	0	0%
CA8	1	2%
CA9	4	9%
CA10	2	5%
CA11	6	14%
CA DC	2	5%
CA Fed	4	9%
State	7	16%
Dist. Court	-	-
Original	-	-
	44	100%

* For the circuit scorecards only, we treat certain consolidated cases as separate decisions rather than as one. For consolidated cases that stemmed from different lower court decisions, such as the cases consolidated as *United States v. Stitt*, we counted the cases separately on this table to most accurately reflect the Supreme Court's treatment of the precedents below. For cases that were consolidated in the court below, such as the two petitions from the U.S. Court of Appeals for the 4th Circuit in *The American Legion v. American Humanist Association* and *Maryland-National Capital Park and Planning Commission v. AHA*, we count the Supreme Court's decision only once. Throughout the rest of the Stat Pack consolidated cases are uniformly treated as a single case.

** For purposes of the Circuit Scorecard, we include as "affirmances" merits opinions that let stand the lower-court opinion, such as Justice Ginsburg's opinion in *Virginia House of Delegates v. Bethune-Hill*, in which the court held that the appellants lacked standing and dismissed the appeal. Similarly, we include as "reversals" opinions that may in fact only vacate the lower-court decision and remand for further consideration, such as Justice Thomas' opinion in *Parker Drilling Management Services, Ltd. v. Newton*.

*** The circuit scorecard does not include *Emulex v. Varjabedian*, which was dismissed as improvidently granted. *Carpenter v. Murphy* is counted under the scorecard for October Term 2019.

Circuit Scorecard

This chart features affirmance and reversal rates for each circuit and each justice. The first number is the number of times a particular justice voted to affirm a decision of the court below and the second number is the number of times that justice voted to vacate or reverse the decision below.

	Roberts	Thomas	Ginsburg	Breyer	Alito	Sotomayor	Kagan	Gorsuch	Kavanaugh	Total Votes	Overall Decisions
CA1	1-1	1-1	1-1	1-1	1-1	1-1	1-1	2-0	0-1	9-8	1-1
CA2	1-4	2-3	3-2	3-2	1-4	3-2	4-1	1-4	0-4	18-26	2-3
CA3	1-2	0-3	2-1	2-1	0-3	2-1	2-1	0-3	1-2	10-17	1-2
CA4	0-4	2-2	3-1	1-3	0-4	3-1	2-2	1-3	1-3	13-23	2-2
CA5	1-3	1-3	2-2	2-2	1-3	2-2	2-2	2-2	1-2	14-21	2-2
CA6	4-3	3-4	3-4	3-4	4-3	2-5	3-4	1-6	4-3	27-36	4-3
CA7	0-1	0-1	1-0	0-1	0-1	1-0	0-1	0-1	0-1	2-7	0-1
CA8	1-3	2-2	1-3	1-3	1-3	1-3	0-4	2-2	1-3	10-26	1-3
CA9	1-13	2-12	6-8	5-9	1-13	6-8	4-10	2-12	1-12	28-97	2-12
CA10	2-0	2-0	1-1	1-1	2-0	1-1	1-1	1-1	2-0	13-5	1-1
CA11	3-4	5-2	2-5	4-3	5-2	3-4	3-4	3-4	4-3	32-31	4-3
CA DC	2-1	1-2	2-1	2-1	2-1	2-1	2-1	1-2	0-0	14-10	2-1
CA Fed	1-3	2-2	3-1	2-2	2-2	1-3	3-1	2-2	2-2	18-18	2-2
State	2-9	6-5	4-7	3-8	5-6	4-7	4-7	7-4	2-8	37-61	2-9
Dist. Court	0-3	1-2	3-0	2-1	0-3	3-0	3-0	1-2	0-3	13-14	1-2
Totals	20-54	30-44	37-37	32-42	25-49	35-39	34-40	26-48	19-47	258-400	27-47

Merits Cases By Vote Split

9-0 28 (39%)	8-1 5 (7%)	7-2 8 (11%)	6-3 11 (15%)	5-4 20 (28%)	
<i>Mt. Lemmon</i> (8-0)	<i>Jam</i> (7-1)	<i>BNSF Railway</i>	<i>Moore</i> (PC)	<i>Stokeling</i>	
<i>Weyerhaeuser</i> (8-0)	<i>Frank</i> (PC)	<i>Lorenzo</i> (6-2)	<i>Garza</i>	<i>Madison</i> (5-3)	
<i>Stitt</i>	<i>Harrison</i>	<i>Box</i> (PC)	<i>Air & Liquid</i>	<i>Cougar Den</i>	
<i>Emmons</i> (PC)	<i>Mission Prd.</i>	<i>Gamble</i>	<i>Biestek</i>	<i>Preap</i>	
<i>Hill</i> (PC)	<i>Allina</i> (7-1)	<i>Am. Legion</i>	<i>Nieves</i>	<i>Bucklew</i>	
<i>Culbertson</i>		<i>Rehaif</i>	<i>Return Mail</i>	<i>Lamps Plus</i>	
<i>Schein</i>		<i>Flowers</i>	<i>Va. Uranium</i>	<i>Hyatt</i>	
<i>New Prime</i> (8-0)		<i>Tenn. Wine</i>	<i>McDonough</i>	<i>Apple</i>	
<i>Helsinn</i>			<i>Dutra</i>	<i>Herrera</i>	
<i>Timbs</i>			<i>Brunetti</i>	<i>Home Depot</i>	
<i>Dawson</i>			<i>Food Mrkt.</i>	<i>Mont</i>	
<i>Rizo</i> (PC)				<i>Bethune</i>	
<i>Nutraceutical</i>				<i>Manhattan</i>	
<i>Fourth Est.</i>				<i>Gundy</i> (5-3)	
<i>Rimini</i>				<i>Knick</i>	
<i>Obduskey</i>				<i>Davis</i>	
<i>Sturgeon</i>				<i>Haymond</i>	
<i>Thacker</i>				<i>Rucho</i>	
<i>Cochise</i>				<i>Commerce</i>	
<i>Merck</i>				<i>Mitchell</i>	
<i>Smith</i>					
<i>Fort Bend</i>					
<i>Taggart</i>					
<i>Parker</i>					
<i>Quarles</i>					
<i>PDR</i>					
<i>Kaestner Tr.</i>					
<i>Kisor</i>					

Past Terms					
	9-0	8-1	7-2	6-3	5-4
OT10	46%	12%	15%	5%	20%
OT11	45%	11%	8%	17%	20%
OT12	49%	5%	9%	8%	29%
OT13	66%	3%	10%	8%	14%
OT14	41%	7%	12%	15%	26%
OT15	48%	11%	20%	11%	5%
OT16	59%	9%	17%	4%	10%
OT17	39%	8%	15%	10%	26%
Avg.	49%	8%	13%	10%	19%

* We treat cases with eight or fewer votes as if they were decided by the full court. For 8-0, 7-1 and 6-2 decisions, we simply assume that the nonparticipating justice would have joined the majority. In cases that are decided 5-3, we look at each case individually to decide whether it was more likely that the nonparticipating justice would join the majority or the dissent. Our assumption that nine justices voted in each case applies only to figures that treat each case as a whole, like the chart above, and not to figures that focus on the behavior of individual justices, like our Justice Agreement charts.

** For cases that are decided by a 5-4 vote, we provide information about whether the majority was made up of the most common conservative bloc (Roberts, Thomas, Alito, Gorsuch and Kavanaugh), the most liberal bloc (Ginsburg, Breyer, Sotomayor and Kagan) along with any of the more conservative justices, or a more uncommon alignment. A conservative lineup is marked with a red square, a liberal lineup is marked with a blue square, and all others are marked with a yellow square.

*** For per curiam opinions, we assume that all justices who do not publicly dissent voted with the majority.

Term Index

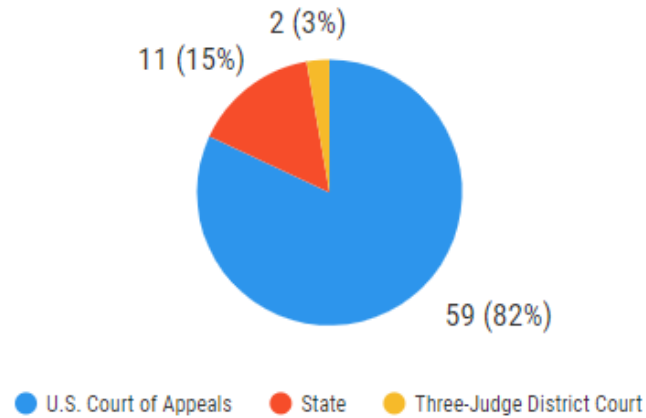
This chart includes a summary of the cases for the term including (1) majority opinion author, (2) vote, (3) days between argument and opinion, (4) judgment, and (5) court below. For each sitting, the chart provides the number of majority opinions written by each justice and the average number of days between argument and opinion for that justice's majority opinions.

	October									November									December									
1	<i>Weyerhaeuser</i>	JGR	8-0	57d	R	CA5	JGR	1	57d	<i>Schein</i>	BMK	9-0	71d	R	CA5	JGR	2	148d	<i>Apple</i>	BMK	5-4	168d	A	CA9	JGR	1	183d	
2	<i>Mt. Lemmon</i>	RBG	8-0	36d	A	CA9	CT	1	98d	<i>Lamps Plus</i>	JGR	5-4	177d	R	CA9	CT	1	62d	<i>Nieves</i>	JGR	6-3	183d	R	CA9	CT	1	52d	
3	<i>Gundy</i>	EK	5-3	261d	A	CA2	RBG	1	36d	<i>Cougar Den</i>	SGB	5-4	140d	A	ST	RBG	1	118d	<i>Nutraceutical</i>	SMS	9-0	91d	R	CA9	RBG	1	84d	
4	<i>Madison</i>	EK	5-3	148d	R	ST	SGB	1	62d	<i>Garza</i>	SMS	6-3	120d	R	ST	SGB	1	140d	<i>Murphy</i>					CA10	SGB	1	114d	
5	<i>Knick</i>					CA3	SAA	1	160d	<i>Frank</i>	PC	8-1	140d	R	CA9	SAA	1	139d	<i>Timbs</i>	RBG	9-0	84d	R	ST	SAA	1	194d	
6	<i>New Prime</i>	NMG	8-0	104d	A	CA1	SMS	0		<i>Jam</i>	JGR	7-1	119d	R	CADC	SMS	1	120d	<i>Dawson</i>	NMG	9-0	79d	R	ST	SMS	1	91d	
7	<i>Stokeling</i>	CT	5-4	98d	A	CA11	EK	2	205d	<i>Sturgeon</i>	EK	9-0	141d	R	CA9	EK	1	141d	<i>Lorenzo</i>	SGB	6-2	114d	A	CADC	EK	1	118d	
8	<i>Stitt</i>	SGB	9-0	62d	R	CA6	NMG	1	104d	<i>Va. Uranium</i>	NMG	6-3	224d	A	CA4	NMG	2	148d	<i>Biestek</i>	EK	6-3	118d	A	CA6	NMG	1	79d	
9	<i>Preap</i>	SAA	5-4	160d	R	CA9	BMK	1	160d	<i>Bucklew</i>	NMG	5-4	146d	A	CA8	BMK	1	71d	<i>Helsinn</i>	CT	9-0	52d	A	CAFC	BMK	1	168d	
10	<i>Air & Liquid</i>	BMK	6-3	160d	A	CA3	Tot.	9		<i>BNSF Railway</i>	RBG	7-2	118d	R	CA8	PC	1	140d	<i>Gamble</i>	SAA	7-2	194d	A	CA11	Tot.	9		
11							Expect	9		<i>Harrison</i>	SAA	8-1	139d	R	CA2	Tot.	12								Expect	9		
12							Avg.		121d	<i>Culbertson</i>	CT	9-0	62d	R	CA11	Expect	12								Avg.		120d	
																Avg.	133d											
	January									February									March									
1	<i>Merck</i>	SGB	9-0	133d	R	CA3	JGR	1	156d	<i>Return Mail</i>	SMS	6-3	110d	R	CAFC	JGR	0		<i>Bethune</i>	RBG	5-4	91d	A	USDC	JGR	1	93d	
2	<i>Obduskey</i>	SGB	9-0	72d	A	CA10	CT	2	129d	<i>Mission Prd.</i>	EK	8-1	89d	R	CA1	CT	1	97d	<i>Smith</i>	SMS	9-0	71d	R	CA6	CT	1	55d	
3	<i>Herrera</i>	SMS	5-4	132d	R	ST	RBG	1	55d	<i>Manhattan</i>	BMK	5-4	112d	R	CA2	RBG	0		<i>Cochise</i>	CT	9-0	55d	A	CA11	RBG	1	91d	
4	<i>Fourth Est.</i>	RBG	9-0	55d	A	CA11	SGB	2	103d	<i>Haymond</i>	NMG	5-4	120d	R	CA10	SGB	0		<i>Flowers</i>	BMK	7-2	93d	R	ST	SGB	1	87d	
5	<i>Hyatt</i>	CT	5-4	124d	R	ST	SAA	1	161d	<i>Mont</i>	CT	5-4	97d	A	CA6	SAA	1	113d	<i>PDR</i>	SGB	9-0	87d	R	CA4	SAA	1	91d	
6	<i>Thacker</i>	EK	9-0	105d	R	CA11	SMS	1	132d	<i>Am. Legion</i>	SAA	7-2	113d	R	CA4	SMS	1	110d	<i>Dutra</i>	SAA	6-3	91d	R	CA9	SMS	1	71d	
7	<i>Rimini</i>	BMK	9-0	49d	R	CA9	EK	1	105d							EK	1	89d	<i>Rucho</i>	JGR	5-4	93d	R	USDC	EK	1	91d	
8	<i>Home Depot</i>	CT	5-4	133d	A	CA4	NMG	1	139d							NMG	1	120d	<i>Kisor</i>	EK	9-0	91d	R	CAFC	NMG	0		
9	<i>Allina</i>	NMG	7-1	139d	A	CADC	BMK	1	49d							BMK	1	112d							BMK	1	93d	
10	<i>Knick</i>	JGR	5-4	156d	R	CA3	Tot.	11								Tot.	6								Tot.	8		
11	<i>Tenn. Wine</i>	SAA	7-2	161d	A	CA6	Expect	11								Expect	6								Expect	8		
12							Avg.		110d							Avg.		107d								Avg.		84d
	April									Summary Reversal									Total									
1	<i>Brunetti</i>	EK	6-3	70d	A	CAFC	JGR	1	65d	<i>Emmons</i>	PC	9-0	n/a	R	CA9				JGR	7	116d			Dismissed after argument	1			
2	<i>Emulex</i>					CA9	CT	1	55d	<i>Hill</i>	PC	9-0	n/a	R	CA6				CT	8	85d			Dismissed before argument	2			
3	<i>Parker</i>	CT	9-0	55d	R	CA9	RBG	1	42d	<i>Moore</i>	PC	6-3	n/a	R	ST				RBG	6	71d			Consolidated after argument	1			
4	<i>Kaestner Tr.</i>	SMS	9-0	66d	A	ST	SGB	2	50d	<i>Rizo</i>	PC	9-0	n/a	R	CA9				SGB	8	88d			Rehearing next term	1			
5	<i>Davis</i>	NMG	5-4	68d	A	CA5	SAA	1	65d	<i>Box</i>	PC	7-2	n/a	R	CA7				SAA	7	132d							
6	<i>McDonough</i>	SMS	6-3	64d	R	CA2	SMS	2	65d										SMS	7	93d							
7	<i>Food Mrkt.</i>	NMG	6-3	63d		CA8	EK	1	70d										EK	8	128d							
8	<i>Fort Bend</i>	RBG	9-0	42d	A	CA5	NMG	2	66d										NMG	8	118d							
9	<i>Commerce</i>	JGR	5-4	65d	R	CA2	BMK	1	47d										BMK	7	100d							
10	<i>Mitchell</i>	SAA	5-4	65d	R	ST	Tot.	12											PC	6								
11	<i>Rehaif</i>	SGB	7-2	59d	R	CA11	Expect	12											Cases disposed	72								
12	<i>Quarles</i>	BMK	9-0	47d	A	CA6	Avg.		59d										Expected	72								
13	<i>Taggart</i>	SGB	9-0	40d	R	CA9													Percent Decided	100%								
																			Average time	105d								

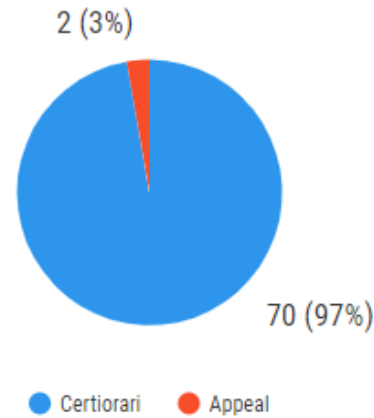
Makeup of the Merits Docket

The following charts depict different characteristics of the cases that were released with merits opinions. These charts include information about cases disposed of with signed opinions, summary reversals or affirmances by an equally divided court.

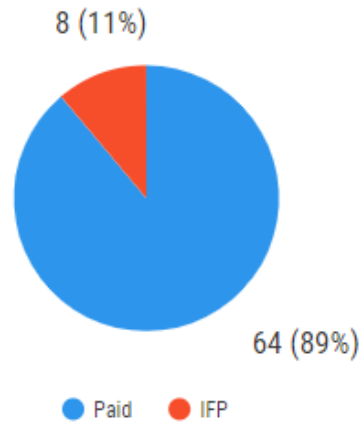
Court Below



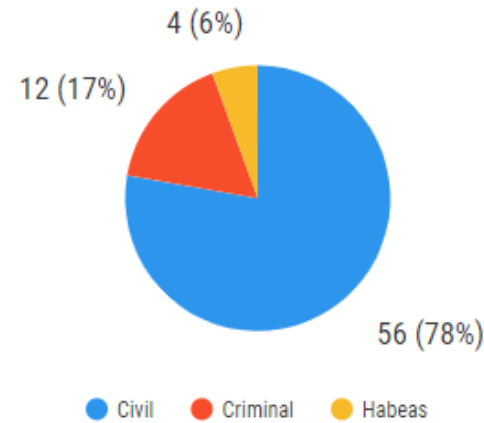
Jurisdiction



Docket



Nature

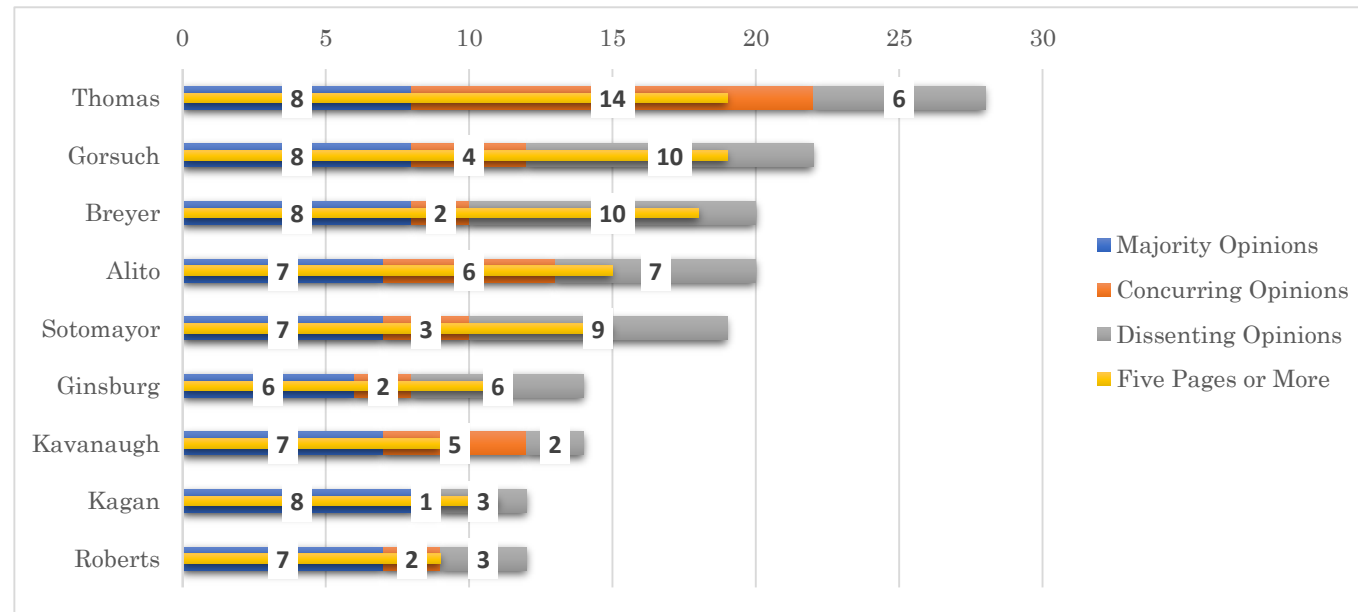


* Technically, all paid and in forma pauperis cases have been on the same docket since 1971, with paid cases beginning each year with case number 1, and IFP cases beginning at number 5001. Original cases remain on a separate docket and follow a separate numbering convention. For more information on the dockets, see Eugene Gressman et al., "Supreme Court Practice" 55-56 (9th ed. 2007).

Total Opinion Authorship

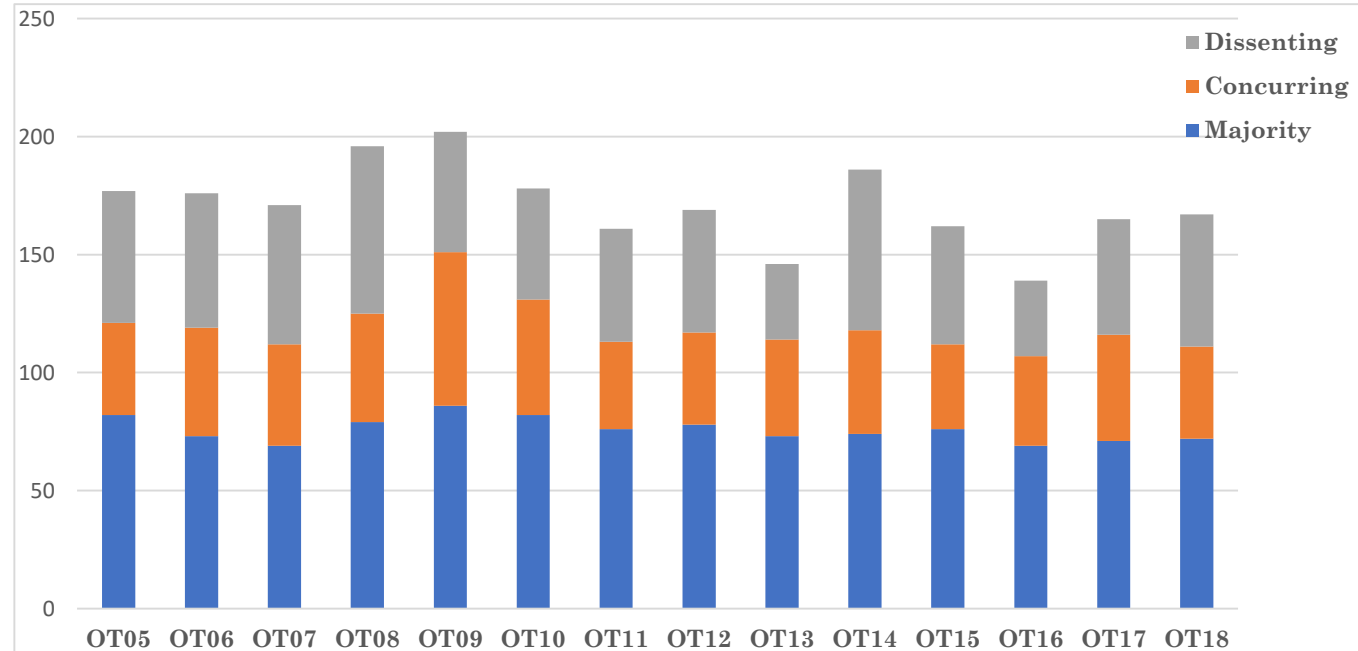
The number of opinions five pages or longer is included in parentheses and represented by the thicker bars in the chart below.

	Total Opinions	Majority Opinions	Concurring Opinions	Dissenting Opinions
Roberts	12 (9)	7 (7)	2 (0)	3 (2)
Thomas	28 (19)	8 (8)	14 (7)	6 (4)
Ginsburg	14 (11)	6 (6)	2 (1)	6 (4)
Breyer	20 (18)	8 (8)	2 (0)	10 (10)
Alito	20 (15)	7 (7)	6 (2)	7 (6)
Sotomayor	19 (15)	7 (7)	3 (2)	9 (7)
Kagan	12 (11)	8 (8)	1 (0)	3 (3)
Gorsuch	22 (19)	8 (8)	4 (3)	10 (8)
Kavanaugh	14 (9)	7 (7)	5 (2)	2 (2)
Per Curiam	6 (5)	6 (5)	- (-)	- (-)



Total Opinions Over Time

Term	Majority Opinions	Concurring Opinions	Dissenting Opinions	Total Opinions
OT05	82	39	56	177
OT06	73	46	57	176
OT07	69	43	59	171
OT08	79	46	71	196
OT09	86	65	51	202
OT10	82	49	47	178
OT11	76	37	48	161
OT12	78	39	52	169
OT13	73	41	32	146
OT14	74	44	68	186
OT15	76	36	50	162
OT16	69	38	32	139
OT17	71	45	49	165
OT18	72	39	56	167
Average (OT05-OT17)	76	44	52	171



Opinions Authored By Each Justice

		Roberts	Thomas	Ginsburg	Breyer	Alito	Sotomayor	Kagan	Gorsuch	Kavanaugh	PC	
Majority Opinions	1	<i>Weyerhaeuser</i>	<i>Culbertson</i>	<i>Mt. Lemmon</i>	<i>Stitt</i>	<i>Preap</i>	<i>Nutraceutical</i>	<i>Madison</i>	<i>New Prime</i>	<i>Schein</i>	<i>Emmons</i>	72
	2	<i>Jam</i>	<i>Stokeling</i>	<i>Timbs</i>	<i>Cougar Den</i>	<i>Harrison</i>	<i>Garza</i>	<i>Sturgeon</i>	<i>Dawson</i>	<i>Rimini</i>	<i>Hill</i>	
	3	<i>Lamps Plus</i>	<i>Helsinn</i>	<i>Fourth Est.</i>	<i>Obduskey</i>	<i>Gamble</i>	<i>Herrera</i>	<i>Biestek</i>	<i>Bucklew</i>	<i>Air & Liquid</i>	<i>Moore</i>	
	4	<i>Nieves</i>	<i>Hyatt</i>	<i>BNSF Railway</i>	<i>Lorenzo</i>	<i>Am. Legion</i>	<i>Smith</i>	<i>Thacker</i>	<i>Allina</i>	<i>Apple</i>	<i>Rizo</i>	
	5	<i>Knick</i>	<i>Cochise</i>	<i>Fort Bend</i>	<i>Merck</i>	<i>Dutra</i>	<i>Return Mail</i>	<i>Mission Prd.</i>	<i>Va. Uranium</i>	<i>Quarles</i>	<i>Frank</i>	
	6	<i>Rucho</i>	<i>Home Depot</i>	<i>Bethune</i>	<i>Taggart</i>	<i>Tenn. Wine</i>	<i>McDonough</i>	<i>Gundy</i>	<i>Food Mrkt.</i>	<i>Manhattan</i>	<i>Box</i>	
	7	<i>Commerce</i>	<i>Mont</i>		<i>PDR</i>	<i>Mitchell</i>	<i>Kaestner Tr.</i>	<i>Brunetti</i>	<i>Davis</i>	<i>Flowers</i>		
	8		<i>Parker</i>		<i>Rehaif</i>			<i>Kisor</i>	<i>Haymond</i>			
	9											
	10											
	11											
	12											
	13											
	14											
	15											
Concurring Opinions	1	<i>Moore</i>	<i>Timbs</i>	<i>New Prime</i>	<i>Am. Legion</i>	<i>Merck</i>	<i>Obduskey</i>	<i>Am. Legion</i>	<i>Timbs</i>	<i>Preap</i>		39
	2	<i>Kisor</i>	<i>Preap</i>	<i>Va. Uranium</i>	<i>Haymond</i>	<i>Gundy</i>	<i>Sturgeon</i>		<i>Cougar Den</i>	<i>Bucklew</i>		
	3		<i>Bucklew</i>			<i>Kaestner Tr.</i>	<i>Mission Prd.</i>		<i>Am. Legion</i>	<i>PDR</i>		
	4		<i>Lamps Plus</i>			<i>Flowers</i>			<i>Kisor</i>	<i>Am. Legion</i>		
	5		<i>Merck</i>			<i>Brunetti</i>				<i>Kisor</i>		
	6		<i>Nieves</i>			<i>Commerce</i>						
	7		<i>Box</i>									
	8		<i>Quarles</i>									
	9		<i>Gamble</i>									
	10		<i>PDR</i>									
	11		<i>Am. Legion</i>									
	12		<i>Knick</i>									
	13		<i>Commerce</i>									
	14		<i>Mitchell</i>									
	15											
Dissenting Opinions	1	<i>Cougar Den</i>	<i>Garza</i>	<i>Lamps Plus</i>	<i>Jam</i>	<i>Moore</i>	<i>Stokeling</i>	<i>Lamps Plus</i>	<i>BNSF Railway</i>	<i>Cougar Den</i>		56
	2	<i>Va. Uranium</i>	<i>Frank</i>	<i>Nieves</i>	<i>Preap</i>	<i>Madison</i>	<i>Biestek</i>	<i>Knick</i>	<i>Air & Liquid</i>	<i>Davis</i>		
	3	<i>Brunetti</i>	<i>Harrison</i>	<i>Box</i>	<i>Bucklew</i>	<i>Herrera</i>	<i>Bucklew</i>	<i>Rucho</i>	<i>Biestek</i>			
	4		<i>Lorenzo</i>	<i>Gamble</i>	<i>Lamps Plus</i>	<i>Home Depot</i>	<i>Lamps Plus</i>		<i>Apple</i>			
	5		<i>McDonough</i>	<i>Am. Legion</i>	<i>Hyatt</i>	<i>Bethune</i>	<i>Nieves</i>		<i>Mission Prd.</i>			
	6		<i>Flowers</i>	<i>Dutra</i>		<i>Allina</i>	<i>Rehaif</i>	<i>Mont</i>	<i>Nieves</i>			
	7				<i>Return Mail</i>	<i>Haymond</i>	<i>Manhattan</i>		<i>Gamble</i>			
	8				<i>Brunetti</i>		<i>Brunetti</i>		<i>Gundy</i>			
	9				<i>Food Mrkt.</i>		<i>Mitchell</i>		<i>Tenn. Wine</i>			
	10				<i>Commerce</i>				<i>Mitchell</i>			
	11											
	12											
	13											
	14											
	15											
Total		12	28	14	20	20	19	12	22	14	6	167

*Plurality opinions, like those by Justice Breyer in *Washington State Department of Licensing v. Cougar Den Inc.* and Justice Gorsuch in *Virginia Uranium Inc. v. Warren*, are treated as majority opinions throughout the Stat Pack.

Workload – Opinions Released Each Week

The chart below demonstrates how many opinions were released by each justice during each opinion week.

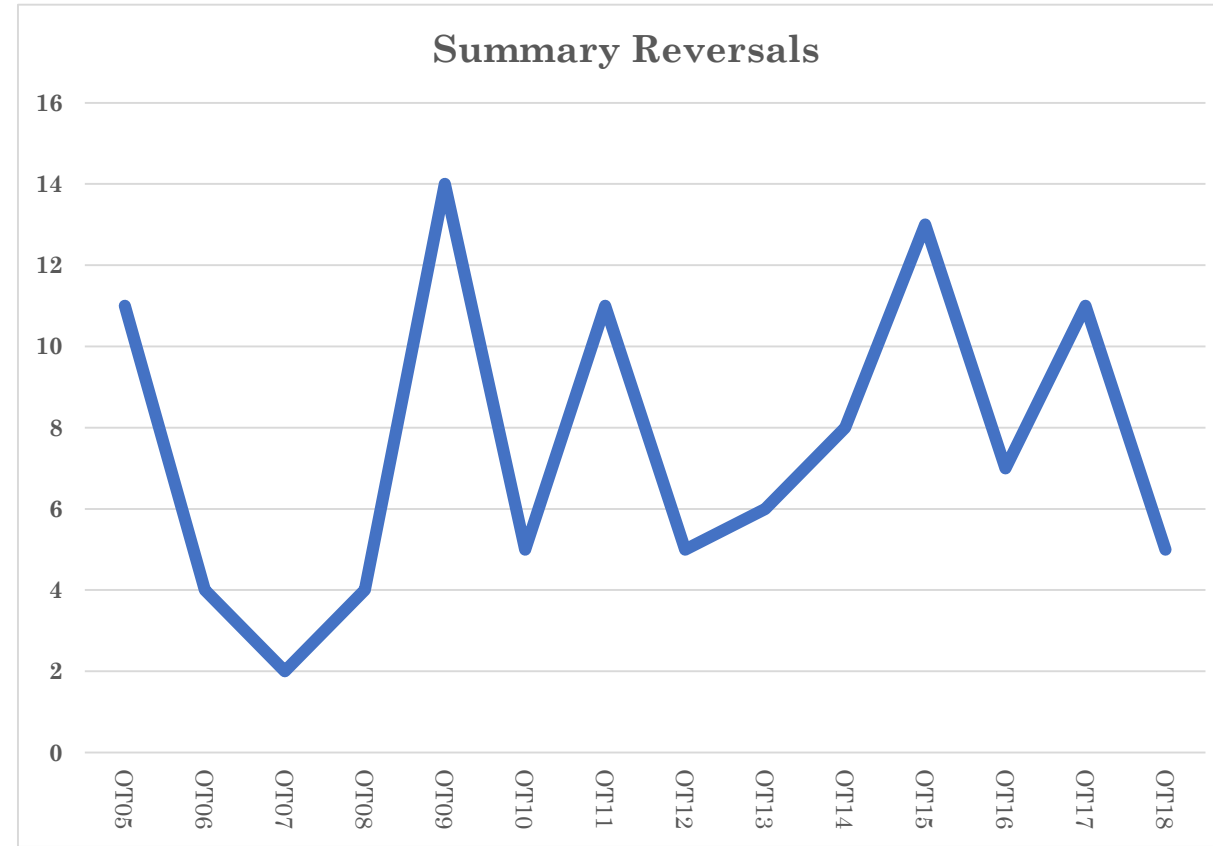
		October			November			December			January			February			March			April			May			June				Total		
		#1	#2	#3	#1	#2	#3	#1	#2	#3	#1	#2	#3	#1	#2	#3	#1	#2	#3	#1	#2	#3	#1	#2	#3	#1	#2	#3	#4			
JGR	Majority						1						1						1				1				1	2	7			
	Concurring												1																1	2		
	Dissenting																1											1	1	3		
	Total							1						1	1		1					1					1		2	4	12	
CT	Majority										1	1	1										2		1	1	1			8		
	Concurring												1				1		1		1			1		1	2		1	4	2	14
	Dissenting													1			1	2										2		6		
	Total										1	1	1	1	1		2	2	1		1			2	1	3	1	2	6	2	28	
RBG	Majority					1							1		2											1		1		6		
	Concurring										1																		1	2		
	Dissenting																				1				2			2	1	6		
	Total					1						1		1		2					1			2	1		4	1	14			
SGB	Majority									1						2	1						1		1		2			8		
	Concurring																										1	1		2		
	Dissenting												1			1		1		1		1			1	1		3	10			
	Total									1				1		3	1	1		1		1	1		2	1	3	4	20			
SAA	Majority															1	1										2	3		7		
	Concurring																								1			3	2	6		
	Dissenting											1	1									1	1				2	1		7		
	Total											1	1			1	1					2	1				7	6		20		
SMS	Majority												2											1	1		1	2		7		
	Concurring															1	1							1						3		
	Dissenting										1							2		1			1		1		1	2		9		
	Total										1			2		1	1	2		1			2	2	1		3	2		19		
EK	Majority												1			1	1				1		1				1	2		8		
	Concurring																										1			1		
	Dissenting																					1					1	1		3		
	Total												1			1	1				1	1		1			3	3		12		
NMG	Majority									1		1														1		1	3		8	
	Concurring											1				1											1	1		4		
	Dissenting													1	1		1				1	1	1				2	2		10		
	Total									1		2		1	2		2				1	1	1		1		4	6		22		
BMK	Majority									1						1						1				1	2			7		
	Concurring															1		1									2	1		5		
	Dissenting															1												1		2		
	Total									1						3		1				1				1	4	2		14		

Workload – Slip Pages Released Each Week

		October			November			December			January			February			March			April			May			June				Total
		#1	#2	#3	#1	#2	#3	#1	#2	#3	#1	#2	#3	#1	#2	#3	#1	#2	#3	#1	#2	#3	#1	#2	#3	#1	#2	#3	#4	
JGR	Majority							15						16						13						23	63	146		
	Concurring												1															2	3	
	Dissenting																10										9	2	21	
	Total							15					1	16		10					13					16		32	67	170
CT	Majority										9	13	9											27	11	13	15		97	
	Concurring												13			6			2		2			6	24		2	29	19	103
	Dissenting													18		3	20										45	11	86	
	Total										9	13	9	13	18		9	20	2		2			27	6	35	13	17	74	19
RBG	Majority					7								9		26										11		12		65
	Concurring											2															14		16	
	Dissenting																				5				4		30	11	50	
	Total					7						2		9		26						5			4	11		56	11	131
SGB	Majority									9						32	13							17		11		18		100
	Concurring																										3	3	6	
	Dissenting													17		17		18		9		13				18	8	36	136	
	Total								9					17		49	13	18		9		13	17			29	8	21	39	242
SAA	Majority														26	17											62	73	178	
	Concurring																							6			7	22	29	
	Dissenting												3	13										19	26		31	25	117	
	Total												3	13		26	17							25	26		100	120	324	
SMS	Majority													24										22	16		18	31		111
	Concurring															3	12							2					17	
	Dissenting										19							8		3					14	14		20	37	115
	Total										19				24		3	12	8		3			24	30	14	18	20	37	243
EK	Majority													18			30	11					11		17		18	40	145	
	Concurring																										2		2	
	Dissenting																						14				19	33	66	
	Total													18			30	11					14	11	17		39	73	213	
NMG	Majority										15		8					31								17	17	60	148	
	Concurring												1				11										11	42	65	
	Dissenting														9	9		9						11	2	9		58	16	123
	Total										15		9		9	20		40						11	2	9	17	86	118	337
BMK	Majority										8				12	11							14				10	47		102
	Concurring															3		2									24	2	26	
	Dissenting															6												35	41	
	Total										8				12	20		2					14			10	71	37	169	

Summary Reversals

Term	Summary Reversals
OT05	11
OT06	4
OT07	2
OT08	4
OT09	14
OT10	5
OT11	11
OT12	5
OT13	6
OT14	8
OT15	13
OT16	7
OT17	11
OT18	5
Average (OT05-OT17)	8



Majority Opinion Authorship

Majority Opinions Authored

	Total	9-0	8-1	7-2	6-3	5-4	Average Majority
Roberts	7	1	1	-	1	4	6.1
Thomas	8	4	-	-	-	4	7
Ginsburg	6	4	-	1	-	1	8
Breyer	8	5	-	2	-	1	8
Alito	7	-	1	3	1	2	6.4
Sotomayor	7	3	-	-	3	1	7.1
Kagan	8	3	1	-	2	2	7.1
Gorsuch	8	2	1	-	2	3	6.6
Kavanaugh	7	3	-	1	1	2	7.1
	66	25	4	7	10	20	7.1

Percentage of Majority Opinions Decided with Unanimous Judgment	
Ginsburg	66.67%
Breyer	62.5%
Thomas	50%
Sotomayor	42.86%
Kavanaugh	42.86%
Kagan	37.5%
Gorsuch	25%
Roberts	14%
Alito	0%

Authorship as a Percentage of Similar Opinions

	9-0	8-1	7-2	6-3	5-4
Roberts	4%	25%	-	10%	20%
Thomas	16%	-	-	-	20%
Ginsburg	16%	-	14%	-	5%
Breyer	20%	-	29%	-	5%
Alito	-	25%	43%	10%	10%
Sotomayor	12%	-	-	30%	5%
Kagan	12%	25%	-	20%	10%
Gorsuch	8%	25%	-	20%	15%
Kavanaugh	12%	-	14%	10%	10%

Average Days Between Argument and Opinion	
Alito	132d
Kagan	128d
Gorsuch	118d
Roberts	116d
Kavanaugh	100d
Sotomayor	93d
Breyer	88d
Thomas	85d
Ginsburg	71d

Strength of the Majority

Argument Sitting	Decided	9-0	8-1	7-2	6-3	5-4	Average Majority
October	9	4			1	4	6.89
November	12	3	3	1	2	3	7.08
December	9	4		2	2	1	7.44
January	10	5	1			4	7.27
February	5		1	1	1	2	6
March	8	4		1	1	2	7.38
April	12	5		1	3	3	7.08
Summary Reversal	5	3		1	1		8

Number of Opinions Per Case
2
3.67
2.44
1.9
3.17
2.29
2.25
2.33

Cases Affirmed by an Equally Divided Court	
Term	Total
OT05	0
OT06	0
OT07	2
OT08	0
OT09	0
OT10	2
OT11	0
OT12	0
OT13	0
OT14	0
OT15	4
OT16	0
OT17	1
OT18	0
Average (OT05-OT17)	0.7

Term Recusals	
Justice	Total
Kavanaugh	8

Solo Dissents		
Justice	Total (OT18)	Average* (OT05-OT17)
Breyer	2	.28
Thomas	2	2.1
Gorsuch	1	.5
Alito	-	.62
Sotomayor	-	.89
Kagan	-	0
Roberts	-	0
Kavanaugh	-	0

* Averages consider only the terms during which a justice served on the court. Chief Justice Roberts and Justice Kagan have never filed a lone dissenting vote.

Unanimity

To take a closer look at unanimity at the court, we created three distinct measures of unanimity. The measures of unanimity are defined as follows:

Measure #1: When all justices simply voted for the same judgment – i.e., whether to affirm or reverse the judgment below. This is the broadest measure of unanimity because it allows for justices to write separate opinions – and sometimes even conflicting ones – as long as each justice voted to affirm or reverse the decision below.

Measure #2: When all justices joined some part of the same majority opinion, but one or more justices (1) wrote separately to state an individual position or (2) did not join the majority opinion in full.

Measure #3: When all justices joined a single majority opinion in full, without any justices writing separate concurring opinions. This is the narrowest measure of unanimity because it requires that the justices agree in full and without any written reservations or additions.

	Measure #3	<i>All Justices in Total Agreement</i>	19	26.64%
	Measure #2	<i>All Justices Join the Majority Opinion</i>	24	33.33%
	Measure #1	<i>All Justices Vote For the Same Judgment</i>	28	38.89%
Divided		<i>Justices Disagree On Whether To Affirm, Reverse, Or Vacate The Decision Below</i>	44	61.11%

* Note that Measure #2 incorporates the cases captured in Measure #1, just as Measure #3 captures those cases included in Measures #1 and #2. For more information on our measures of unanimity, see Kedar S. Bhatia, A Few Notes On Unanimity, SCOTUSblog (July 10, 2014 10:40 AM), <<http://www.scotusblog.com/2014/07/a-few-notes-on-unanimity/>>.

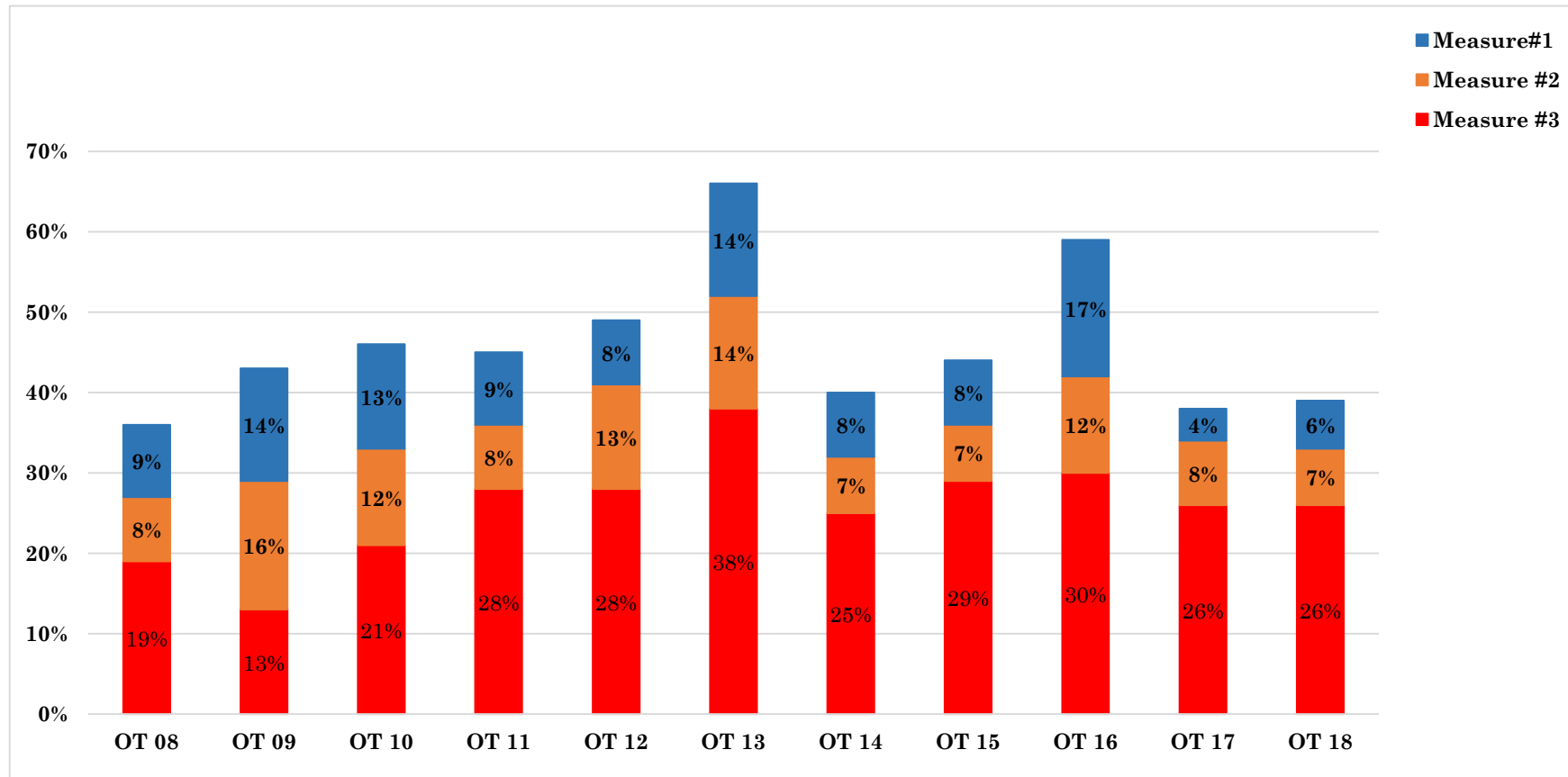
Unanimity

To take a closer look at unanimity at the court, we created three distinct measures of unanimity. The measures of unanimity are defined as follows:

Measure #1: When all justices simply voted for the same judgment – i.e., whether to affirm or reverse the judgment below. This is the broadest measure of unanimity because it allows for justices to write separate opinions – and sometimes even conflicting ones – as long as each justice voted to affirm or reverse the decision below.

Measure #2: When all justices joined some part of the same majority opinion, but one or more justices (1) wrote separately to state an individual position or (2) did not join the majority opinion in full.

Measure #3: When all justices joined a single majority opinion in full, without any justices writing separate concurring opinions. This is the narrowest measure of unanimity because it requires that the justices agree in full and without any written reservations or additions.



Frequency in the Majority

The following charts measure how frequently each justice has voted with the majority during October Term 2018. The charts include summary reversals but do not include cases that were dismissed.

All Cases										
Justice	Votes	Frequency in Majority		OT17	OT16	OT15	OT14	OT13	OT12	OT11
Roberts	72	61	85%	93%	93%	92%	80%	92%	86%	92%
Thomas	72	53	74%	81%	82%	72%	61%	88%	79%	86%
Ginsburg	72	55	76%	73%	85%	88%	86%	85%	79%	70%
Breyer	72	56	78%	73%	90%	94%	92%	88%	83%	76%
Alito	72	58	81%	79%	86%	84%	72%	88%	79%	83%
Sotomayor	72	55	76%	68%	90%	83%	89%	82%	79%	80%
Kagan	72	60	83%	74%	93%	95%	85%	92%	81%	82%
Gorsuch	72	53	74%	85%	82%	-	-	-	-	-
Kavanaugh	64	57	89%	-	-	-	-	-	-	-

Divided Cases										
Justice	Votes	Frequency in Majority		OT17	OT16	OT15	OT14	OT13	OT12	OT11
Roberts	44	33	75%	89%	83%	84%	66%	76%	73%	86%
Thomas	44	25	57%	69%	57%	49%	34%	64%	60%	74%
Ginsburg	44	27	61%	56%	63%	78%	77%	56%	60%	45%
Breyer	44	28	64%	56%	77%	89%	86%	64%	67%	57%
Alito	44	30	68%	67%	67%	70%	52%	63%	59%	69%
Sotomayor	44	27	61%	49%	76%	68%	82%	46%	59%	64%
Kagan	44	32	73%	59%	83%	91%	75%	75%	63%	67%
Gorsuch	44	25	57%	75%	63%	-	-	-	-	-
Kavanaugh	39	32	82%	-	-	-	-	-	-	-

5-4 Cases

Alignment of the Majority		
Majority	20	Cases
Roberts, Thomas, Alito, Gorsuch, Kavanaugh	7	<i>Preap, Bucklew, Lamps Plus, Hyatt, Manhattan, Knick, Rucho</i>
Ginsburg, Breyer, Sotomayor, Kagan, Gorsuch	4	<i>Cougar Den, Herrera, Davis, Haymond</i>
Roberts, Ginsburg, Breyer, Sotomayor, Kagan	2	<i>Madison, Commerce</i>
Roberts, Thomas, Ginsburg, Alito, Kavanaugh	1	<i>Mont</i>
Roberts, Thomas, Breyer, Alito, Kavanaugh	1	<i>Mitchell</i>
Thomas, Ginsburg, Breyer, Sotomayor, Kagan	1	<i>Home Depot</i>
Thomas, Ginsburg, Sotomayor, Kagan, Gorsuch	1	<i>Bethune</i>
Thomas, Breyer, Alito, Gorsuch, Kavanaugh	1	<i>Stokeling</i>
Ginsburg, Breyer, Alito, Sotomayor, Kagan	1	<i>Gundy</i>
Ginsburg, Breyer, Sotomayor, Kagan, Kavanaugh	1	<i>Apple</i>

Term	Number of 5-4 Opinions	Percentage of Total Opinions	Percentage of 5-4 Split Ideological *	Conservative Victory * (Percentage of Ideological)	Conservative Victory (Percentage of All 5-4)	Number of Different Alignments
OT05	11	12%	73%	53%	45%	7
OT06	24	33%	79%	68%	54%	6
OT07	12	17%	67%	50%	33%	6
OT08	23	29%	70%	69%	48%	7
OT09	16	19%	69%	73%	50%	7
OT10	16	20%	88%	71%	63%	4
OT11	15	20%	67%	50%	33%	7
OT12	23	29%	70%	63%	43%	7
OT13	10	14%	60%	67%	40%	7
OT14	19	26%	68%	38%	26%	7
OT15	4	5%	100%	25%	25%	2
OT16	7	10%	86%	33%	29%	3
OT17	19	26%	74%	100%	74%	5
OT18	20	28%	80%	44%	35%	10
Average	16	21%	75%	57%	43%	6

* For the purposes of this chart, a “Conservative Victory” occurs whenever the majority consists of Chief Justice Roberts and Justices Thomas, Alito, Gorsuch and Kavanaugh. A “Liberal Victory” occurs whenever the majority consists of Justices Ginsburg, Breyer, Sotomayor, Kagan and one conservative. An ideological split occurs with either of these two types of victories.

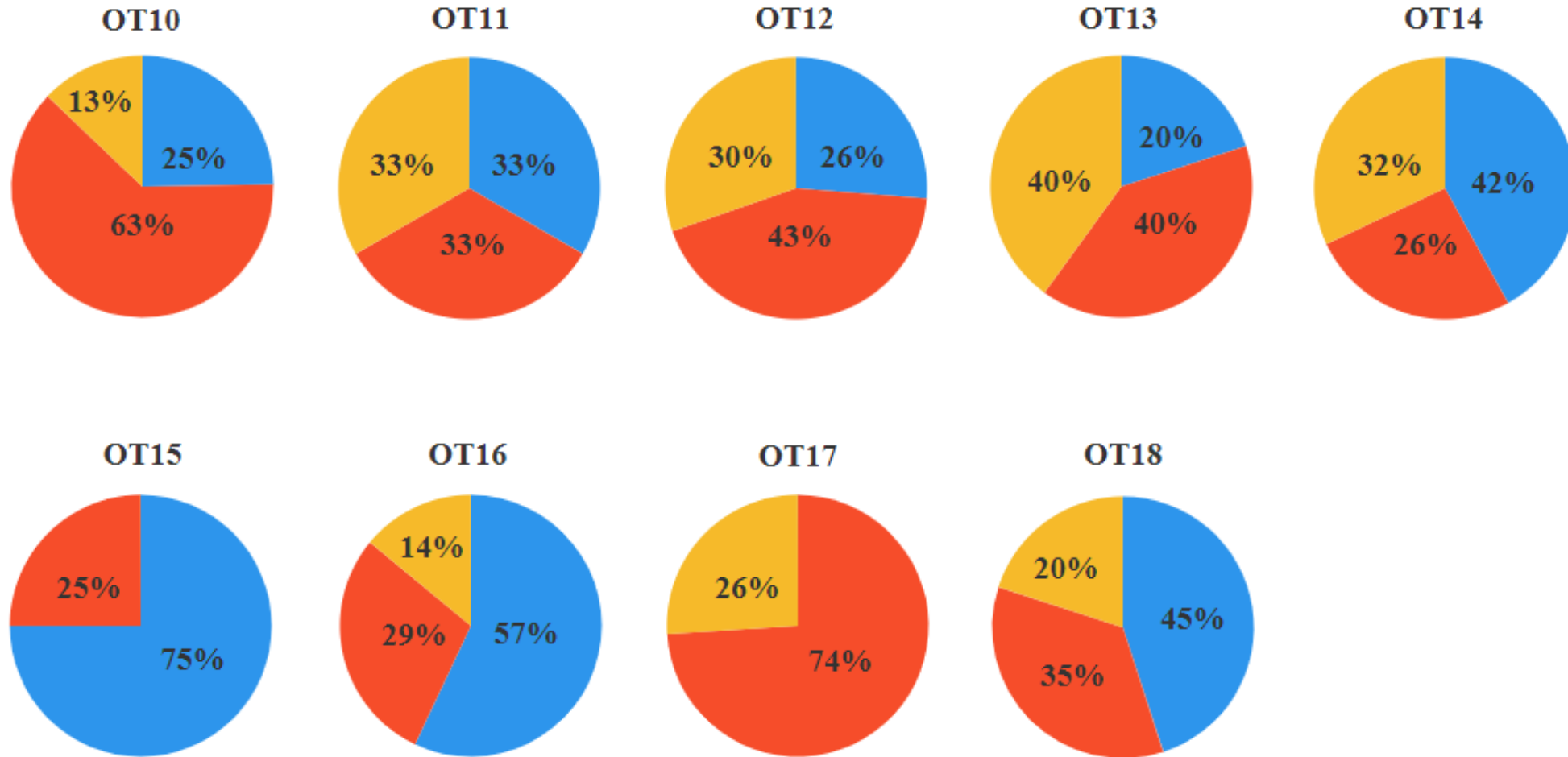
5-4 Cases

Membership in a 5-4 Majority											
Justice	Cases Decided	Frequency in Majority		OT17	OT16	OT15	OT14	OT13	OT12	OT11	OT10
Gorsuch	20	13	65%	84%	67%	-	-	-	-	-	-
Kavanaugh	18	11	61%	-	-	-	-	-	-	-	-
Thomas	20	12	60%	79%	43%	25%	37%	50%	65%	67%	75%
Roberts	20	11	55%	89%	29%	25%	53%	70%	61%	67%	63%
Ginsburg	20	11	55%	26%	71%	75%	63%	40%	43%	33%	38%
Alito	20	11	55%	79%	29%	25%	47%	60%	57%	60%	63%
Breyer	20	11	50%	21%	71%	75%	74%	50%	48%	47%	31%
Sotomayor	20	10	45%	21%	71%	75%	68%	30%	39%	47%	38%
Kagan	20	10	45%	17%	71%	50%	53%	50%	43%	40%	38%

5-4 Majority Opinion Authorship *												
Justice	Cases Decided	Frequency in the Majority	Opinions Authored	Frequency as Author	OT17	OT16	OT15	OT14	OT13	OT12	OT11	OT10
Roberts	20	11	4	36%	12%	0%	0%	20%	14%	14%	10%	30%
Thomas	20	12	4	33%	20%	33%	0%	0%	20%	13%	0%	33%
Gorsuch	20	13	3	23%	31%	0%	-	-	-	-	-	-
Kagan	20	10	2	20%	33%	20%	0%	10%	60%	10%	17%	0%
Alito	20	11	2	18%	27%	0%	100%	33%	33%	46%	33%	0%
Kavanaugh	18	11	2	18%	-	-	-	-	-	-	-	-
Sotomayor	20	10	1	10%	0%	0%	0%	15%	0%	22%	29%	17%
Ginsburg	20	11	1	9%	20%	20%	0%	25%	0%	10%	0%	33%
Breyer	20	11	1	9%	25%	20%	33%	21%	0%	18%	43%	20%

* These percentages consider how often a justice writes the majority opinion when that justice is in the majority.

5-4 Cases



*For OT10 through OT17, a victorious conservative majority (in red) includes Kennedy, Roberts, Scalia/Gorsuch, Thomas and Alito. A victorious liberal majority (in blue) includes Kennedy, Ginsburg, Breyer, Sotomayor and Kagan. Different majorities are marked in yellow.

**For OT 18, a victorious conservative majority (in red) includes Roberts, Thomas, Alito, Gorsuch and Kavanaugh. A victorious liberal majority (in blue) includes Ginsburg, Breyer, Sotomayor, Kagan and one other justice. Different majorities are marked in yellow.

Majority Opinion Distribution

For each case decided with a merits opinion, the author of the majority opinion is selected by the most senior justice who votes with the majority. For example, in *Herrera v. Wyoming*, a 5-4 decision in which Justices Ginsburg, Breyer, Sotomayor, Kagan and Gorsuch voted in the majority, Justice Ginsburg (the most senior justice in the majority) assigned authorship duties to Justice Sotomayor (the author of the majority opinion). The tables below demonstrate how the five most senior justices on the court assigned majority opinions during OT18 when they had the chance. For unanimous cases we have showed only statistics for Chief Justice Roberts because he is always the most senior justice in the majority for unanimous opinions.

Unanimous Cases									
	Roberts	Thomas	Ginsburg	Breyer	Alito	Sotomayor	Kagan	Gorsuch	Kavanaugh
Roberts (25)	1	4	4	5	0	3	3	2	3

5-4 Cases									
	Roberts	Thomas	Ginsburg	Breyer	Alito	Sotomayor	Kagan	Gorsuch	Kavanaugh
Roberts (11)	4	2	0	0	2		1	1	1
	Thomas (3)	2	1	0	0	0	0	0	0
		Ginsburg (6)	0	1	0	1	1	2	1
			Breyer (0)	0	0	0	0	0	0
				Alito (0)	0	0	0	0	0

Justice Agreement – All Cases

	Thomas		Ginsburg		Breyer		Alito		Sotomayor		Kagan		Gorsuch		Kavanaugh		Total
Roberts	37	51%	39	54%	44	61%	58	81%	38	53%	45	63%	42	58%	50	78%	
	48	67%	45	63%	49	68%	61	85%	45	63%	50	69%	44	61%	57	89%	
	54	75%	46	64%	51	71%	63	88%	48	67%	51	71%	48	67%	59	92%	72
	18	25%	26	36%	21	29%	9	13%	24	33%	21	29%	24	33%	5	8%	
Thomas			28	39%	27	38%	42	58%	25	35%	33	46%	47	65%	37	58%	
			32	44%	32	44%	56	78%	31	43%	38	53%	57	79%	46	72%	
			36	50%	37	51%	61	85%	36	50%	43	60%	58	81%	51	80%	72
			36	50%	35	49%	11	15%	36	50%	29	40%	14	19%	13	20%	
Ginsburg			53	74%	32	44%	58	81%	59	82%	34	47%	35	55%			
			57	79%	37	51%	63	88%	62	86%	38	53%	36	56%			
			59	82%	41	57%	67	93%	63	88%	45	63%	40	63%			72
			13	18%	31	43%	5	7%	9	12%	27	37%	24	37%			
Breyer			39	54%	53	74%	58	81%	32	44%	41	64%					
			42	58%	59	82%	61	85%	34	47%	42	66%					
			46	64%	61	85%	62	86%	39	54%	45	70%					72
			26	36%	11	15%	10	14%	33	46%	19	30%					
Alito							31	43%	38	53%	44	61%	49	77%			
							36	50%	42	58%	51	71%	58	91%			
							41	57%	46	64%	53	74%	58	91%			72
							31	43%	26	36%	19	26%	6	9%			
Sotomayor									57	79%	32	44%	32	50%			
									62	86%	37	51%	35	55%			
									63	88%	45	63%	41	64%			72
									9	12%	27	37%	23	36%			
Kagan											39	54%	39	61%			
											41	57%	41	64%			
											47	65%	45	70%			72
											25	35%	19	30%			
Gorsuch															36	56%	
															43	67%	
															45	70%	72
															19	30%	
Kavanaugh																	
																	64

Key
Fully Agree
Agree in Full or Part
Agree in Full, Part, or Judgment Only
Disagree in Judgment

Justice Agreement – Divided Cases

	Thomas		Ginsburg		Breyer		Alito		Sotomayor		Kagan		Gorsuch		Kavanaugh		Total
Roberts	15	34%	16	36%	19	43%	32	73%	16	36%	20	45%	18	41%	28	72%	44
	24	55%	18	41%	22	50%	35	80%	19	43%	23	52%	19	43%	34	87%	
	26	59%	18	41%	23	52%	35	80%	20	45%	23	52%	20	45%	34	87%	
	18	41%	26	59%	21	48%	9	20%	24	55%	21	48%	24	55%	5	13%	
Thomas	7	16%	4	9%	20	45%	5	11%	10	23%	24	55%	17	44%	44		
	7	16%	7	16%	31	70%	7	16%	13	30%	30	68%	24	62%			
	8	18%	9	20%	33	75%	8	18%	15	34%	30	68%	26	67%			
	36	82%	35	80%	11	25%	36	82%	29	66%	14	32%	13	33%			
Ginsburg	27	61%	10	23%	33	75%	33	75%	12	27%	14	36%	44				
	29	66%	12	27%	36	82%	34	77%	12	27%	14	36%					
	31	70%	13	30%	39	89%	35	80%	17	39%	15	38%					
	13	30%	31	70%	5	11%	9	20%	27	61%	24	62%					
Breyer	15	34%	28	64%	30	68%	8	18%	19	49%	44						
	17	39%	32	73%	33	75%	8	18%	20	51%							
	18	41%	33	75%	34	77%	11	25%	20	51%							
	26	59%	11	25%	10	23%	33	75%	19	49%							
Alito	10	23%	14	32%	20	45%	26	67%	44								
	12	27%	17	39%	24	55%	33	85%									
	13	30%	18	41%	25	57%	33	85%									
	31	70%	26	59%	19	43%	6	15%									
Sotomayor	35	80%	17	39%	16	41%	44										
	32	73%	11	25%	13	33%											
	35	80%	12	27%	14	36%											
	9	20%	27	61%	23	59%											
Kagan	15	34%	17	44%	44												
	15	34%	19	49%													
	19	43%	20	51%													
	25	57%	19	49%													
Gorsuch	16	41%	44														
	19	49%															
	20	51%															
	19	49%															
Kavanaugh	39	39															

Key
Fully Agree
Agree in Full or Part
Agree in Full, Part, or Judgment Only
Disagree in Judgment

Justice Agreement – 5-4 Cases

	Thomas	Ginsburg	Breyer	Alito	Sotomayor	Kagan	Gorsuch	Kavanaugh	Total
Roberts	8 40%	3 15%	3 15%	14 70%	2 10%	2 10%	9 45%	11 61%	20
	14 70%	4 20%	4 20%	16 80%	3 15%	3 15%	10 50%	15 83%	
	15 75%	4 20%	4 20%	16 80%	3 15%	3 15%	10 50%	15 83%	
	5 25%	16 80%	16 80%	4 20%	17 85%	17 85%	10 50%	3 17%	
Thomas		3 15%	2 10%	10 50%	2 10%	2 10%	10 50%	10 56%	20
		3 15%	2 10%	16 80%	2 10%	2 10%	13 65%	14 78%	
		3 15%	3 15%	17 85%	2 10%	2 10%	13 65%	15 83%	
		17 85%	17 85%	3 15%	18 90%	18 90%	7 35%	3 17%	
Ginsburg		12 60%	1 5%	16 80%	17 85%	17 85%	5 25%	2 11%	20
		14 70%	1 5%	18 90%	18 90%	18 90%	5 25%	2 11%	
		16 80%	2 10%	18 90%	19 95%	19 95%	7 35%	2 11%	
		4 20%	18 90%	2 10%	1 5%	13 65%	16 89%		
Breyer		3 15%	14 70%	14 70%	4 20%	4 20%	4 22%	20	
		3 15%	16 80%	16 80%	4 20%	4 20%	4 22%		
		4 20%	17 85%	17 85%	6 30%	4 22%			
		16 80%	3 15%	3 15%	14 70%	14 78%			
Alito		0 0%	0 0%	10 50%	13 72%	20			
		0 0%	0 0%	12 60%	17 94%				
		1 5%	1 5%	12 60%	17 94%				
		19 95%	19 95%	8 40%	1 6%				
Sotomayor		18 90%	5 25%	1 6%	20				
		20 100%	5 25%	1 6%					
		20 100%	7 35%	1 6%					
		0 0%	13 65%	17 94%					
Kagan		5 25%	1 6%	20					
		5 25%	1 6%						
		7 35%	1 6%						
		13 65%	17 94%						
Gorsuch		7 39%	20						
		10 56%							
		10 56%							
		8 44%							
Kavanaugh				18					

Key
Fully Agree
Agree in Full or Part
Agree in Full, Part, or Judgment Only
Disagree in Judgment

Justice Agreement – Highs and Lows

	Highest Agreement			Lowest Agreement		
All Cases	1	Ginsburg - Sotomayor	93.1%	1	Thomas - Ginsburg	50.0%
	2	Roberts - Kavanaugh	92.2%	2	Thomas - Sotomayor	50.0%
	3	Alito - Kavanaugh	90.6%	3	Thomas - Breyer	51.4%
	4	Roberts - Alito	87.5%	4	Breyer - Gorsuch	54.2%
	5	Ginsburg - Kagan	87.5%	5	Ginsburg - Alito	56.9%
	6	Sotomayor - Kagan	87.5%	6	Alito - Sotomayor	56.9%
	7	Breyer - Kagan	86.1%	7	Thomas - Kagan	59.7%
	8	Thomas - Alito	84.7%	8	Ginsburg - Gorsuch	62.5%
	9	Breyer - Sotomayor	84.7%	9	Ginsburg - Kavanaugh	62.5%
	10	Ginsburg - Breyer	81.9%	10	Sotomayor - Gorsuch	62.5%
Divided Cases	1	Ginsburg - Sotomayor	88.6%	1	Thomas - Ginsburg	18.2%
	2	Roberts - Kavanaugh	87.2%	2	Thomas - Sotomayor	18.2%
	3	Alito - Kavanaugh	84.6%	3	Thomas - Breyer	20.5%
	4	Roberts - Alito	79.5%	4	Breyer - Gorsuch	25.0%
	5	Ginsburg - Kagan	79.5%	5	Ginsburg - Alito	29.5%
	6	Sotomayor - Kagan	79.5%	6	Alito - Sotomayor	29.5%
	7	Breyer - Kagan	77.3%	7	Thomas - Kagan	34.1%
	8	Thomas - Alito	75.0%	8	Ginsburg - Kavanaugh	38.5%
	9	Breyer - Sotomayor	75.0%	9	Sotomayor - Gorsuch	38.6%
	10	Ginsburg - Breyer	70.5%	10	Ginsburg - Gorsuch	38.6%
5-4 Cases	1	Sotomayor - Kagan	100.0%	1	Alito - Sotomayor	5.0%
	2	Ginsburg - Kagan	95.0%	2	Alito - Kagan	5.0%
	3	Alito - Kavanaugh	94.4%	3	Sotomayor - Kavanaugh	5.6%
	4	Ginsburg - Sotomayor	90.0%	4	Kagan - Kavanaugh	5.6%
	5	Thomas - Alito	85.0%	5	Thomas - Sotomayor	10.0%
	6	Breyer - Sotomayor	85.0%	6	Thomas - Kagan	10.0%
	7	Breyer - Kagan	85.0%	7	Ginsburg - Alito	10.0%
	8	Thomas - Kavanaugh	83.3%	8	Ginsburg - Kavanaugh	11.1%
	9	Roberts - Kavanaugh	83.3%	9	Roberts - Sotomayor	15.0%
	10	Ginsburg - Breyer	80.0%	10	Roberts - Kagan	15.0%

Time Between Oral Argument and Opinion

Argued	Avg.	Total	Remain
October	121d	9	-
November	133d	12	-
December	120d	9	-
January	110d	11	-
February	107d	6	-
March	84d	8	-
April	59d	12	-
Overall	105d	67	0

Average	105d
Median	97d

Shortest	<i>Mt. Lemmon</i>	36d
Longest	<i>Gundy</i>	261d

Averages	
OT05	79d
OT06	96d
OT07	94d
OT08	94d
OT09	109d
OT10	106d
OT11	97d
OT12	95d
OT13	94d
OT14	95d
OT15	95d
OT16	92d
OT17	109d

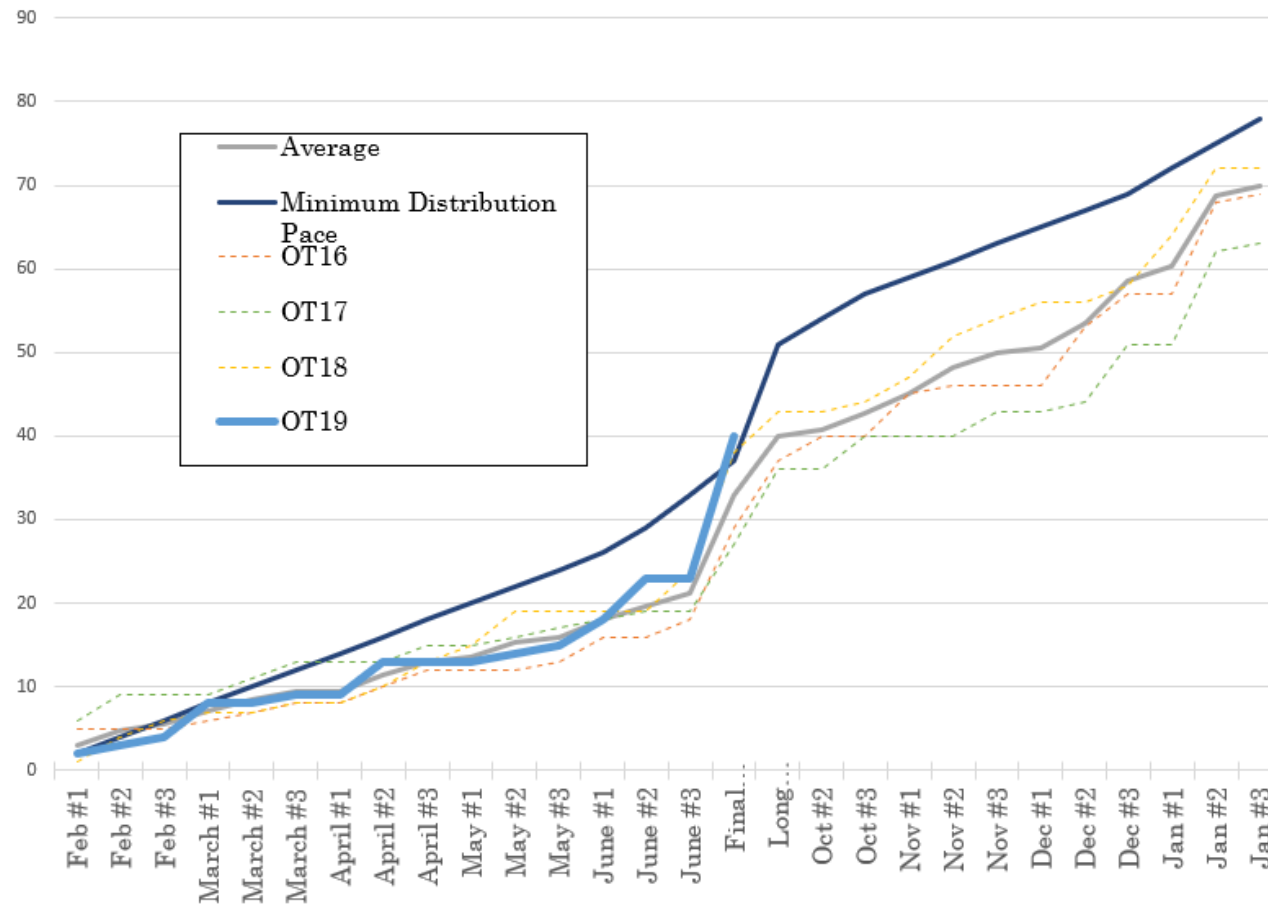
	Rank	Case	Days	Author	Vote	Argued	Decided
Shortest	1	<i>Mt. Lemmon</i>	36d	Ginsburg	8-0	October 1,2018	November 6,2018
	2	<i>Taggart</i>	40d	Breyer	9-0	April 24,2019	June 3,2019
	3	<i>Fort Bend</i>	42d	Ginsburg	9-0	April 22,2019	June 3,2019
	4	<i>Quarles</i>	47d	Kavanaugh	9-0	April 24,2019	June 10,2019
	5	<i>Rimini Street</i>	49d	Kavanaugh	9-0	January 14,2019	March 4,2019
	6	<i>Helsinn</i>	52d	Thomas	9-0	December 4,2018	January 25,2019
	7	<i>Fourth Est.</i>	55d	Ginsburg	9-0	January 8,2019	March 4,2019
	8	<i>Cochise</i>	55d	Thomas	9-0	March 19,2019	May 13,2019
	9	<i>Parker</i>	55d	Thomas	9-0	April 16,2019	June 10,2019
	10	<i>Weyerhaeuser</i>	57d	Roberts	8-0	October 1,2018	November 27,2018

	Rank	Case	Days	Author	Vote	Argued	Decided
Longest	1	<i>Gundy</i>	261d	Kagan	5-3	October 2,2018	June 20,2019
	2	<i>Va. Uranium</i>	224d	Gorsuch	6-3	November 5,2018	June 17,2019
	3	<i>Gamble</i>	194d	Alito	7-2	December 5,2018	June 17,2019
	4	<i>Nieves</i>	183d	Roberts	6-3	November 26,2018	May 28,2019
	5	<i>Lamps Plus</i>	177d	Roberts	5-4	October 29,2018	April 24,2019
	6	<i>Apple</i>	168d	Kavanaugh	5-4	November 26,2018	May 13,2019
	7	<i>Tenn. Wine</i>	161d	Alito	7-2	January 16,2019	June 26,2019
	8	<i>Preap</i>	160d	Alito	5-4	October 10,2018	March 19,2019
	9	<i>Air & Liquid</i>	160d	Kavanaugh	6-3	October 10,2018	March 19,2019
	10	<i>Knick</i>	156d	Roberts	5-4	January 16,2019	June 21,2019

	0-30 days	30-59	60-89	90-119	120-149	150-179	180-209	210-239	More than 240
OT15	1	17	16	19	5	3	6	0	0
OT16	0	16	21	11	6	5	2	1	0
OT17	1	8	18	12	10	5	4	1	1
OT18	0	11	16	17	13	6	2	1	1

Pace of Grants

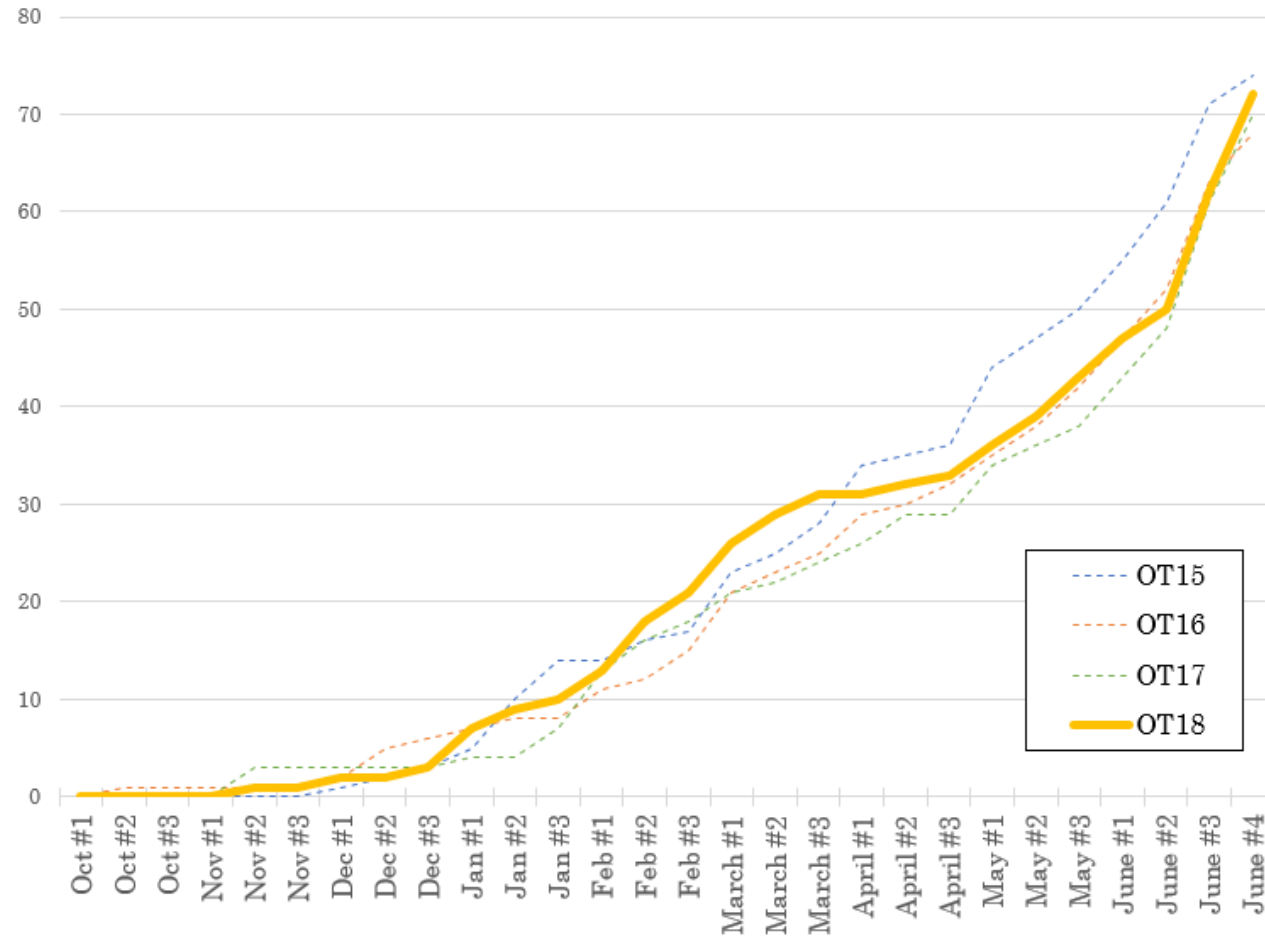
The following chart plots the pace at which the court fills its merits docket for a given term. Each date marker represents the conference within a given sitting. For instance, Feb #3 is the third February conference, which, during OT18, took place on March 1, 2019. Categorizing grants by their conference within a given sitting ensures more accurate cross-term comparisons.



* The Minimum Distribution Pace presented in this chart reflects the number of petitions that must be granted to fill the court's docket for oral argument while giving the litigants in each case a complete or near-complete briefing schedule. The pace also reflects the number of petitions raised at each conference and other factors affecting the certiorari process.

Pace of Opinions

The following chart plots the pace at which the court releases merits opinions throughout the term, beginning in October and ending in June. This chart includes both opinions released after full briefing and summary reversals. Here, as in the Pace of Grants chart, cases are categorized by their release within a given sitting, rather than by calendar month. For example, the opinions for Feb #3 of OT18 were actually released on March 4, 2019.



Grants Per Conference

	October Term																		
	'06	'07	'08	'09	'10	'11	'12	'13	'14	'15	'16	'17	'18	'19	Average (OT 06-OT18)	Range (OT06-OT18)	Calendar Weeks Covered	Grants Per Weeks Covered (OT06-OT18)	
Feb #1	4	2	8	9	3	7	6	4	0	1	5	6	1	2	4.3	6.9	0-9	4	1.1
Feb #2	0	3	3	1	1	0	0	2	5	2	0	3	3	1	1.8		0-5	1	1.8
Feb #3	1	0	0	1	3	1	0	1	1	1	0	0	2	1	0.8		0-3	1	0.8
March #1	0	0	8	0	4	2	2	3	1	2	1	0	1	4	1.8	4.2	0-8	2	0.9
March #2	1	2	2	1	0	1	1	2	1	3	1	2	0	0	1.3		0-3	1	1.3
March #3	1	0	2	1	0	2	2	1	1	0	1	2	1	1	1.1		0-2	1	1.1
April #1	3	0	2	3	4	1	1	2	3	0	0	0	0	0	1.5	4.3	0-4	2	0.7
April #2	0	1	2	3	2	0	0	1	2	2	2	0	2	4	1.3		0-3	1	1.3
April #3	1	1	0	4	0	2	1	1	2	1	2	2	3	0	1.5		0-4	1	1.5
May #1	4	0	1	4	1	1	0	1	1	1	0	0	2	0	1.2	4.2	0-4	2	0.6
May #2	0	3	0	1	5	1	1	5	1	3	0	1	4	1	1.9		0-5	1	1.9
May #3	1	4	0	1	1	1	1	2	1	0	1	1	0	1	1.1		0-4	1	1.1
June #1	4	1	0	2	0	2	1	2	0	3	3	1	0	3	1.5	15.9	0-4	1	1.5
June #2	1	3	3	4	4	4	2	1	2	2	0	1	0	5	2.1		0-4	1	2.5
June #3	2	1	3	3	3	4	1	4	3	1	2	0	5	0	2.5		0-5	1	2.6
June #4	5	5	9	7	7	13	10	12	13	9	11	8	14	17	9.9		5-14	1	8.7
Oct #1	9	17	10	11	13	7	9	8	12	13	8	9	5		10.1	14.2	5-17	13	0.8
Oct #2	2	0	1	5	7	2	7	2	0	0	3	0	0		2.2		0-7	2	1.5
Oct #3	1	2	1	2	1	4	1	2	3	3	0	4	1		1.9		0-4	1	2.2
Nov #1	4	2	2	3	5	1	4	1	0	1	5	0	3		2.4	6.5	0-5	2	1.4
Nov #2	2	1	1	0	0	5	1	0	4	7	1	0	5		2.1		0-7	1	1.8
Nov #3	0	1	5	1	2	3	4	2	2	2	0	3	2		2.1		0-5	1	2.1
Dec #1	0	3	2	3	3	4	3	4	2	0	0	0	2		2.0	8.5	0-4	1	2.1
Dec #2	3	3	2	2	2	1	2	1	3	4	7	1	0		2.4		1-7	2	1.2
Dec #3	5	6	2	3	3	5	5	2	3	7	4	7	2		4.2		2-7	1	3.8
Jan #1	7	6	4	1	5	1	3	8	0	1	0	0	6		3.2	9.8	0-8	4	0.8
Jan #2	4	4	6	5	0	0	6	3	6	4	11	11	8		5.2		0-11	1	4.3
Jan #3	7	2	0	0	0	1	2	0	1	3	1	1	0		1.4		0-7	1	1.5
Total	72	73	79	81	79	76	76	77	73	76	69	63	72	40	74.3	63-81	52	1.4	

Opinions Per Week

October Term														Average (OT 06-OT17)		Range (OT06-OT17)	
	'06	'07	'08	'09	'10	'11	'12	'13	'14	'15	'16	'17	'18				
Oct #1	0	0	0	0	0	0	0	0	0	0	0	0	0	0.0	0.3	0-0	
Oct #2	0	0	1	0	0	0	0	0	0	0	0	1	0	0.2		0-1	
Oct #3	1	0	0	1	0	0	0	0	0	0	0	0	0	0.2		0-1	
Nov #1	0	0	0	0	0	1	0	2	0	0	0	0	0	0.3	1.8	0-2	
Nov #2	0	1	1	1	1	3	1	0	2	0	0	0	3	1		1.1	0-3
Nov #3	1	0	0	1	1	0	1	0	1	0	0	0	0	0.4		0-1	
Dec #1	0	0	1	1	1	0	1	3	0	1	1	0	1	0.8	3.4	0-3	
Dec #2	1	2	0	5	0	0	1	2	2	1	3	0	0	1.4		0-5	
Dec #3	2	3	1	0	1	2	1	1	2	1	1	0	1	1.3		0-3	
Jan #1	4	3	4	4	2	7	4	3	4	2	1	1	4	3.3	8.8	1-7	
Jan #2	1	3	5	5	3	4	1	1	6	5	1	0	2	2.9		1-6	
Jan #3	3	1	6	1	4	4	1	3	1	4	0	3	1	2.6		0-6	
Feb #1	5	5	5	5	4	7	9	6	3	0	3	6	3	4.8	9.5	0-9	
Feb #2	1	2	3	3	6	1	4	5	2	2	1	3	5	2.8		1-6	
Feb #3	2	1	4	2	3	1	1	1	2	1	3	2	3	1.9		1-4	
March #1	1	2	2	1	3	7	4	3	4	6	6	3	5	3.5	7.8	1-7	
March #2	2	2	5	5	2	5	3	2	3	2	2	1	3	2.8		1-5	
March #3	2	1	2	0	2	2	1	0	0	3	2	2	2	1.4		0-3	
April #1	5	5	4	4	2	4	4	4	3	6	4	2	0	3.9	7.9	2-6	
April #2	3	1	4	3	2	2	1	3	2	1	1	3	1	2.2		1-4	
April #3	5	1	4	2	2	0	1	3	1	1	2	0	1	1.8		0-5	
May #1	1	1	2	3	3	1	3	1	6	8	3	5	3	3.1	10	1-8	
May #2	5	4	3	6	6	5	4	5	3	3	3	2	3	4.1		2-6	
May #3	1	3	2	5	2	2	2	3	5	3	4	2	4	2.8		1-5	
June #1	4	3	5	4	8	2	3	5	1	5	5	5	4	4.2	25.9	1-8	
June #2	8	9	6	9	9	2	7	6	9	6	5	5	3	6.8		2-9	
June #3	6	7	7	10	10	8	8	8	8	10	11	13	12	8.8		6-13	
June #4	8	10	2	5	5	5	12	3	3	3	5	9	10	5.8		2-12	
Total	72	70	79	86	82	75	78	73	73	74	68	70	72	75	75	68-86	

Oral Argument - Justices

For our purposes, the number of “questions” per argument is simply the number of times a given justice’s name appears in the argument transcript in capital letters. To account for the chief justice’s administrative comments – such as his call for an advocate to begin – his tally for each case has been uniformly reduced by three “questions.”

Average Number of Questions Per Argument	
	Average
Sotomayor	23.9
Breyer	18.8
Kavanaugh	15.5
Kagan	15.2
Gorsuch	14.6
Roberts	13.6
Alito	13.4
Ginsburg	8.3
Thomas	0.0

Frequency as the Top Questioner or as a Top 3 Questioner		
	Freq. Top 1	Freq. Top 3
Sotomayor	46%	78%
Breyer	17%	54%
Gorsuch	14%	42%
Kavanaugh	13%	35%
Roberts	6%	29%
Kagan	6%	39%
Ginsburg	5%	10%
Alito	6%	35%
Thomas	0%	0%

Cases With Most Total Justice Questions	
	Questions
<i>Rucho</i>	275
<i>Commerce</i>	219
<i>Am. Legion</i>	212
<i>PDR Network</i>	199
<i>Kaestner Tr.</i>	174
<i>Rehaif</i>	166
<i>Manhattan</i>	163
<i>Cougar Den</i>	161
<i>Davis</i>	153
<i>Murphy</i>	153

Most Active Arguments		
	Argument	Number of Questions (% of all questions)
Roberts	<i>Dawson</i>	33 (23%)
Thomas	<i>Flowers</i>	3 (2%)
Ginsburg	<i>Fort Bend</i>	34 (37%)
Breyer	<i>Halleck</i>	50 (31%)
Alito	<i>Rucho</i>	51 (19%)
Sotomayor	<i>Commerce</i>	58 (26%)
Kagan	<i>Am. Legion</i>	38 (18%)
Gorsuch	<i>Rehaif</i>	43 (26%)
Kavanaugh	<i>Rucho</i>	51 (19%)

Frequency as the First Questioner		
	Frequency	
Ginsburg	24/ 58	41%
Sotomayor	27/ 69	39%
Roberts	9/ 69	13%
Alito	5/ 69	7%
Kagan	2/ 69	3%
Breyer	1/ 69	1%
Gorsuch	1/ 69	1%
Thomas	0/ 69	0%
Kavanaugh	0/ 61	0%

Oral Argument - Advocates

Overview							
	OT12	OT13	OT14	OT15	OT16	OT17	OT18
Number of Different Advocates	120	121	112	117	100	113	122
Number of Total Appearances	193	185	178	186	158	163	178

Appearances by Advocates Who...	OT12	OT13	OT14	OT15	OT16	OT17	OT18
...Are from the Office of the Solicitor General	64 (33%)	61 (33%)	56 (31%)	59 (32%)	48 (30%)	48 (29%)	50 (28%)
...Have experience in the Office of the Solicitor General	Not Available	85 (47%)	78 (46%)	84 (71%)	73 (48%)	71 (65%)	86 (48%)
...Have argued at least twice during the Term	104 (54%)	96 (52%)	104 (58%)	109 (59%)	94 (59%)	77 (47%)	87 (49%)
...Are “expert” Supreme Court litigators*	137 (71%)	131 (71%)	116 (66%)	136 (74%)	115 (74%)	89 (56%)	123 (69%)
...Are based in Washington, D.C.**	125 (65%)	119 (64%)	101 (57%)	122 (66%)	97 (61%)	97 (60%)	109 (61%)
...Are female	33 (17%)	28 (15%)	34 (19%)	32 (18%)	33 (21%)	19 (12%)	30 (17%)
...Are female and not from the Office of the Solicitor General***	17 (13%)	11 (9%)	17 (14%)	13 (10%)	15 (14%)	10 (9%)	21 (12%)

Most Popular Advocate Origins	
State	Total
Washington, D.C.	109
California	12
New York	10
Texas	8

Most Popular Supreme Court Clerkships		
Clerkship	Appearances	Advocates
Antonin Scalia	26	11
John G. Roberts	15	9
Stephen Breyer	10	7
Ruth Bader Ginsburg	7	4

Most Popular Law Schools		
Law School	Appearances	Advocates
Harvard	34	24
Yale	32	18
Chicago	15	7
Stanford	9	5
Michigan	8	5

* We adopt Richard Lazarus’ definition of an “expert” Supreme Court litigator: one who has argued five or more times before the Supreme Court or works in an office where lawyers have collectively argued more than 10 times. See Richard J. Lazarus, “Advocacy Matters Before and Within the Supreme Court: Transforming the Court by Transforming the Bar,” 97 Geo. L.J. 1487, 1490 n.17 (2008).

** An advocate’s “origin” is simply the state of origin listed for that lawyer on the court’s monthly hearing lists. If attorneys from the Office of the Solicitor General are omitted, lawyers based in Washington, D.C., appeared 59 times during OT18.

*** The percentage figures for this category omit all advocates from the Office of the Solicitor General. They demonstrate the percentage of female advocates from positions other than those within the Office of the Solicitor General as a percentage of all men or women arguing from positions other than those within the Office of the Solicitor General.

Oral Argument - Advocates









































































Advocates Who Have Argued Two or More Cases During OT18

Name	Appearances		Position	Law School	Supreme Court Clerkship	U.S. Solicitor General Experience	Gender
	OT18	All Time					
David C. Frederick	5	55	Kellogg, Hansen, Todd, Figel & Frederick PLLC	Texas	Byron White	Assistant to the Solicitor General	Male
Jeffrey B. Wall	5	21	Principal Deputy Solicitor General	Chicago	Clarence Thomas	Assistant to the Solicitor General	Male
Noel J. Francisco	5	11	Solicitor General	Chicago	Antonin Scalia	Solicitor General	Male
Paul D. Clement	4	96	Kirkland & Ellis LLP	Harvard	Antonin Scalia	Solicitor General	Male
Edwin S. Kneedler	4	142	Deputy Solicitor General	Virginia	None	Deputy Solicitor General	Male
Kannon K. Shanmugam	4	27	Williams & Connolly LLP*	Harvard	Antonin Scalia	Assistant to the Solicitor General	Male
Malcolm L. Stewart	4	83	Deputy Solicitor General	Yale	Harry Blackmun	Deputy Solicitor General	Male
Daniel L. Geysler	4	8	Geysler PC	Harvard	None	None	Male
Shay Dvoretzky	3	10	Jones Day LLP	Yale	Antonin Scalia	None	Male
Eric J. Feigin	3	21	Assistant to the Solicitor General	Stanford	Stephen Breyer	Assistant to the Solicitor General	Male
Jeffrey L. Fisher	3	38	Stanford Supreme Court Clinic	Michigan	John Paul Stevens	None	Male
Allon Kedem	3	11	Assistant to the Solicitor General	Yale	Elena Kagan	Assistant to the Solicitor General	Male
Zachary D. Tripp	3	11	Assistant to the Solicitor General	Columbia	Ruth Bader Ginsburg	Assistant to the Solicitor General	Male
Anthony A. Yang	3	29	Assistant to the Solicitor General	Yale	None	Assistant to the Solicitor General	Male
Jonathan C. Bond	3	4	Assistant to the Solicitor General	George Washington	Antonin Scalia	Assistant to the Solicitor General	Male
Lisa S. Blatt	2	37	Arnold & Porter Kaye Scholer LLP*	Texas	None	Assistant to the Solicitor General	Female
Theodore J. Boutros Jr.	2	4	Gibson, Dunn & Crutcher LLP	San Diego	None	None	Male
Paul W. Hughes	2	5	Mayer Brown LLP*	Yale	None	None	Male
Neal K. Katyal	2	39	Hogan Lovells LLP	Yale	Stephen Breyer	Acting Solicitor General	Male
Rachel P. Kovner	2	13	Assistant to the Solicitor General	Stanford	Antonin Scalia	Assistant to the Solicitor General	Female
Ann O'Connell Adams	2	21	Assistant to the Solicitor General*	George Washington	William Rehnquist	Assistant to the Solicitor General	Female
Carter G. Phillips	2	87	Sidley Austin LLP	Northwestern	Warren Burger	Assistant to the Solicitor General	Male
Andrew J. Pincus	2	29	Mayer Brown LLP	Columbia	None	Assistant to the Solicitor General	Male
Seth P. Waxman	2	82	WilmerHale LLP	Yale	None	Solicitor General	Male
Michael B. Kimberly	2	5	Mayer Brown LLP*	Yale	None	None	Male
Christopher G. Michel	2	3	Assistant to the Solicitor General	Yale	John G. Roberts	Assistant to the Solicitor General	Male
Erica L. Ross	2	3	Assistant to the Solicitor General	Stanford	Elena Kagan	Assistant to the Solicitor General	Female
Jonathan Ellis	2	3	Assistant to the Solicitor General	Pennsylvania	John G. Roberts	Assistant to the Solicitor General	Male
Michael R. Huston	2	3	Assistant to the Solicitor General	Michigan	John G. Roberts	Assistant to the Solicitor General	Male
Morgan Ratner	2	3	Assistant to the Solicitor General	Harvard	John G. Roberts	Assistant to the Solicitor General	Female
Toby J. Heytens	2	9	Solicitor General of Virginia	Virginia	Ruth Bader Ginsburg	Assistant to the Solicitor General	Male
Total: 30							

*Since their last oral arguments so far this term, these attorneys have moved to new positions.









































































Voting Alignment – All Cases

Cases are sorted by date of decision. Dissenting justices are shaded in gray and the author of the majority opinion is highlighted in red.

Case Name	Decided	Vote	Author	Sotomayor	Ginsburg	Kagan	Breyer	Roberts	Kavanaugh	Gorsuch	Alito	Thomas
<i>Mount Lemmon Fire District v. Guido</i>	November 6, 2018	8-0	Ginsburg									
<i>Weyerhaeuser v. U.S. Fish and Wildlife Service</i>	November 27, 2018	8-0	Roberts									
<i>United States v. Stitt</i>	December 10, 2018	9-0	Breyer									
<i>Escondido v. Emmons</i>	January 7, 2019	9-0	Per Curiam									
<i>Shoop v. Hill</i>	January 7, 2019	9-0	Per Curiam									
<i>Culbertson v. Berryhill</i>	January 8, 2019	9-0	Thomas									
<i>Henry Schein v. Archer and White Sales</i>	January 8, 2019	9-0	Kavanaugh									
<i>Stokeling v. United States</i>	January 15, 2019	5-4	Thomas									









































































Voting Alignment – All Cases

(continued)

Case Name	Decided	Vote	Author	Sotomayor	Ginsburg	Kagan	Breyer	Roberts	Kavanaugh	Gorsuch	Alito	Thomas
<i>New Prime v. Oliveira</i>	January 15, 2019	8-0	Gorsuch									
<i>Helsinn Healthcare v. Teva Pharmaceuticals</i>	January 22, 2019	9-0	Thomas									
<i>Moore v. Texas</i>	February 19, 2019	6-3	Per Curiam									
<i>Timbs v. Indiana</i>	February 20, 2019	9-0	Ginsburg									
<i>Dawson v. Steager</i>	February 20, 2019	9-0	Gorsuch									
<i>Yovino v. Rizo</i>	February 25, 2019	9-0	Per Curiam									
<i>Nutraceutical v. Lambert</i>	February 26, 2019	9-0	Sotomayor									
<i>Jam v. International Finance Corp.</i>	February 27, 2019	7-1	Roberts									









































































Voting Alignment – All Cases

(continued)

Case Name	Decided	Vote	Author	Sotomayor	Ginsburg	Kagan	Breyer	Roberts	Kavanaugh	Gorsuch	Alito	Thomas
<i>Garza v. Idaho</i>	February 27, 2019	6-3	Sotomayor									
<i>Madison v. Alabama</i>	February 27, 2019	5-3	Kagan									
<i>Fourth Estate Public Benefit Corp. v. Wall-Street.com</i>	March 4, 2019	9-0	Ginsburg									
<i>BNSF Railway v. Loos</i>	March 4, 2019	7-2	Ginsburg									
<i>Rimini Street Inc. v. Oracle USA Inc.</i>	March 4, 2019	9-0	Kavanaugh									
<i>Washington Department of Licensing v. Cougar Den</i>	March 19, 2019	5-4	Breyer									
<i>Nielsen v. Preap</i>	March 19, 2019	5-4	Alito									
<i>Air & Liquid Systems v. Devries</i>	March 19, 2019	6-3	Kavanaugh									









































































Voting Alignment – All Cases

(continued)

Case Name	Decided	Vote	Author	Sotomayor	Ginsburg	Kagan	Breyer	Roberts	Kavanaugh	Gorsuch	Alito	Thomas
<i>Obduskey v. McCarthy & Holthus LLP</i>	March 20, 2019	9-0	Breyer									
<i>Frank v. Gaos</i>	March 20, 2019	8-1	Per Curiam									
<i>Sudan v. Harrison</i>	March 26, 2019	8-1	Alito									
<i>Sturgeon v. Frost</i>	March 26, 2019	9-0	Kagan									
<i>Lorenzo v. Securities Exchange Commission</i>	March 27, 2019	6-2	Breyer									
<i>Biestek v. Berryhill</i>	April 1, 2019	6-3	Kagan									
<i>Bucklew v. Precythe</i>	April 1, 2019	5-4	Gorsuch									
<i>Lamps Plus v. Varela</i>	April 24, 2019	5-4	Roberts									









































































Voting Alignment – All Cases

(continued)

Case Name	Decided	Vote	Author	Sotomayor	Ginsburg	Kagan	Breyer	Roberts	Kavanaugh	Gorsuch	Alito	Thomas
<i>Thacker v. Tennessee Valley Authority</i>	April 29, 2019	9-0	Kagan									
<i>California Franchise Tax Board v. Hyatt</i>	May 13, 2019	5-4	Thomas									
<i>Cochise Consultancy v. United States ex rel. Hunt</i>	May 13, 2019	9-0	Thomas									
<i>Apple v. Pepper</i>	May 13, 2019	5-4	Kavanaugh									
<i>Merck Sharp & Dohme Corp. v. Albrecht</i>	May 20, 2019	9-0	Breyer									
<i>Herrera v. Wyoming</i>	May 20, 2019	5-4	Sotomayor									
<i>Mission Product Holdings Inc. v. Tempnology, LLC</i>	May 20, 2019	8-1	Kagan									
<i>Nieves v. Bartlett</i>	May 28, 2019	6-3	Roberts									









































































Voting Alignment – All Cases

(continued)

Case Name	Decided	Vote	Author	Sotomayor	Ginsburg	Kagan	Breyer	Roberts	Kavanaugh	Gorsuch	Alito	Thomas
<i>Home Depot v. Jackson</i>	May 28, 2019	5-4	Thomas									
<i>Smith v. Berryhill</i>	May 28, 2019	9-0	Sotomayor									
<i>Box v. Planned Parenthood of Indiana and Kentucky</i>	May 28, 2019	7-2	Per Curiam									
<i>Mont v. United States</i>	June 3, 2019	5-4	Thomas									
<i>Fort Bend County, Texas v. Davis</i>	June 3, 2019	9-0	Ginsburg									
<i>Taggart v. Lorenzen</i>	June 3, 2019	9-0	Breyer									
<i>Azar v. Allina Health Services</i>	June 3, 2019	7-1	Gorsuch									
<i>Parker Drilling Management Services, Ltd. v. Newton</i>	June 10, 2019	9-0	Thomas									









































































Voting Alignment – All Cases

(continued)

Case Name	Decided	Vote	Author	Sotomayor	Ginsburg	Kagan	Breyer	Roberts	Kavanaugh	Gorsuch	Alito	Thomas
<i>Return Mail Inc. v. United States Postal Service</i>	June 10, 2019	6-3	Sotomayor									
<i>Quarles v. United States</i>	June 10, 2019	9-0	Kavanaugh									
<i>Virginia Uranium v. Warren</i>	June 17, 2019	6-3	Gorsuch									
<i>Manhattan Community Access Corp. v. Halleck</i>	June 17, 2019	5-4	Kavanaugh									
<i>Gamble v. United States</i>	June 17, 2019	7-2	Alito									
<i>Virginia House of Delegates v. Bethune-Hill</i>	June 17, 2019	5-4	Ginsburg									
<i>PDR Network, LLC v. Carlton & Harris Chiropractic Inc.</i>	June 20, 2019	9-0	Breyer									
<i>The American Legion v. American Humanist Association</i>	June 20, 2019	7-2	Alito									









































































Voting Alignment – All Cases

(continued)

Case Name	Decided	Vote	Author	Sotomayor	Ginsburg	Kagan	Breyer	Roberts	Kavanaugh	Gorsuch	Alito	Thomas
<i>McDonough v. Smith</i>	June 20, 2019	6-3	Sotomayor									
<i>Gundy v. United States</i>	June 20, 2019	5-3	Kagan									
<i>Rehaif v. United States</i>	June 21, 2019	7-2	Breyer									
<i>Flowers v. Mississippi</i>	June 21, 2019	7-2	Kavanaugh									
<i>Knick v. Township of Scott, Pennsylvania</i>	June 21, 2019	5-4	Roberts									
<i>North Carolina Department of Revenue v. The Kimberly Rice Kaestner 1992 Family Trust</i>	June 21, 2019	9-0	Sotomayor									
<i>The Dutra Group v. Batterton</i>	June 24, 2019	6-3	Alito									
<i>United States v. Davis</i>	June 24, 2019	5-4	Gorsuch									









































































Voting Alignment – All Cases

(continued)

Case Name	Decided	Vote	Author	Sotomayor	Ginsburg	Kagan	Breyer	Roberts	Kavanaugh	Gorsuch	Alito	Thomas
<i>Food Marketing Institute v. Argus Leader Media</i>	June 24, 2019	6-3	Gorsuch									
<i>Iancu v. Brunetti</i>	June 24, 2019	6-3	Kagan									
<i>Tennessee Wine & Spirits Retailers Association v. Thomas</i>	June 26, 2019	7-2	Alito									
<i>Kisor v. Wilkie</i>	June 26, 2019	9-0	Kagan									
<i>United States v. Haymond</i>	June 26, 2019	5-4	Gorsuch									
<i>Mitchell v. Wisconsin</i>	June 27, 2019	5-4	Alito									
<i>Department of Commerce v. New York</i>	June 27, 2019	5-4	Roberts									
<i>Rucho v. Common Clause</i>	June 27, 2019	5-4	Roberts									









































































Voting Alignment – 5-4 Cases

Cases are sorted by date of decision. Dissenting justices are shaded in gray and the author of the majority opinion is highlighted in red.

Case Name	Decided	Vote	Author	Sotomayor	Ginsburg	Kagan	Breyer	Roberts	Kavanaugh	Gorsuch	Alito	Thomas
<i>Stokeling v. United States</i>	January 15, 2019	5-4	Thomas									
<i>Madison v. Alabama</i>	February 27, 2019	5-3	Kagan									
<i>Washington Department of Licensing v. Cougar Den</i>	March 19, 2019	5-4	Breyer									
<i>Nielsen v. Preap</i>	March 19, 2019	5-4	Alito									
<i>Bucklew v. Precythe</i>	April 1, 2019	5-4	Gorsuch									
<i>Lamps Plus v. Varela</i>	April 24, 2019	5-4	Roberts									
<i>California Franchise Tax Board v. Hyatt</i>	May 13, 2019	5-4	Thomas									
<i>Apple v. Pepper</i>	May 13, 2019	5-4	Kavanaugh									




























Voting Alignment – 5-4 Cases

(continued)

Case Name	Decided	Vote	Author	Sotomayor	Ginsburg	Kagan	Breyer	Roberts	Kavanaugh	Gorsuch	Alito	Thomas
<i>Herrera v. Wyoming</i>	May 20, 2019	5-4	Sotomayor									
<i>Home Depot v. Jackson</i>	May 28, 2019	5-4	Thomas									
<i>Mont v. United States</i>	June 3, 2019	5-4	Thomas									
<i>Manhattan Community Access Corp. v. Halleck</i>	June 17, 2019	5-4	Kavanaugh									
<i>Virginia House of Delegates v. Bethune-Hill</i>	June 17, 2019	5-4	Ginsburg									
<i>Gundy v. United States</i>	June 20, 2019	5-3	Kagan									
<i>Knick v. Township of Scott, Pennsylvania</i>	June 21, 2019	5-4	Roberts									
<i>United States v. Davis</i>	June 24, 2019	5-4	Gorsuch									

Voting Alignment – 5-4 Cases

(continued)

Case Name	Decided	Vote	Author	Sotomayor	Ginsburg	Kagan	Breyer	Roberts	Kavanaugh	Gorsuch	Alito	Thomas
<i>United States v. Haymond</i>	June 26, 2019	5-4	Gorsuch									
<i>Mitchell v. Wisconsin</i>	June 27, 2019	5-4	Alito									
<i>Department of Commerce v. New York</i>	June 27, 2019	5-4	Roberts									
<i>Rucho v. Common Clause</i>	June 27, 2019	5-4	Roberts	