

Interim Stat Pack for October Term 2018: March 11, 2019

Index	
Opinions By Sitting.....	2
Circuit Scorecard.....	3-4
Merits Cases By Vote Split.....	5
Term Index.....	6
Make-Up of Merits Docket.....	7
Total Opinion Authorship.....	8
Opinions Authored By Each Justice.....	9
Frequency in the Majority.....	10
Justice Agreement.....	11
Pace of Grants.....	12
Pace of Opinions.....	13
Oral Arguments – Advocates....	14

Summary of the Term	
Total Merits Opinions Released	21
+ Signed opinions after oral argument	17
+ Summary reversals	4
Total Merits Opinions Expected	74
+ Petitions granted and set for argument	72
+ Summary reversals	4
- Cases suspended	1
- Cases dismissed after oral argument	1
- Cases dismissed after oral argument	0
Cases Set for Argument During OT19	4

Opinions By Sitting

Roberts	1		1		-		-		-		-		-		JGR	2
Thomas	1		1		1		-		-		-		-		CT	3
Ginsburg	1		1		1		1		-		-		-		RBG	4
Breyer	1		-		-		-		-		-		-		SGB	1
Alito	-		-		-		-		-		-		-		SAA	0
Sotomayor	-		1		1		-		-		-		-		SMS	2
Kagan	1		-		-		-		-		-		-		EK	1
Gorsuch	1		-		1		-		-		-		-		NMG	2
Kavanaugh	-		1		-		1		-		-		-		BMK	2
	October		November		December		January		February		March		April		Decided	17
	Decided: 6 Remain: 3		Decided: 5 Remain: 7		Decided: 4 Remain: 6		Decided: 2 Remain: 9		Decided: 0 Remain: 6		Decided: 0 Remain: 9		Decided: 0 Remain: 13		Argued	48
	Weyerhaeuser	JGR	Schein	BMK	Apple		Merck		Return Mail		Bethune		Brunetti			
	Mt. Lemmon	RBG	Lamps Plus		Nieves		Obduskey		Mission Prd.		Smith		Emulex			
	Gundy		Cougar Den		Nutraceutical	SMS	Herrera		Manhattan		Cochise		Parker			
	Madison	EK	Garza	SMS	Murphy		Fourth Est.	RBG	Haymond		Flowers		Kaestner Tr.			
	Knick*		Frank		Timbs	RBG	Hyatt		Mont		PDR		Davis			
	New Prime	NMG	Jam	JGR	Dawson	NMG	Thacker		Am. Legion		Dutra		McDonough			
	Stokeling	CT	Sturgeon		Lorenzo		Rimini	BMK			Rucho		Food Mrkt.			
	Stitt	SGB	Va. Uranium		Biestek		Home Dpt.				Benisek		Fort Bend			
	Preap		Bucklew		Helsinn	CT	Allina				Kisor		Commerce			
	Air & Liquid		BNSF Railway	RBG	Gamble		Knick						Mitchell			
			Harrison				Tenn. Wine						Rehaif			
			Culbertson	CT									Quarles			
													Taggart			

*After oral argument in *Knick v. Township of Scott, Pennsylvania* on October 3, 2018, the Supreme Court ordered new briefing and heard reargument on January 16, 2019. The total of 48 arguments counts *Knick* only once.

2

Circuit Scorecard

October Term 2018							
	Number	Percent	Decided	Aff'd	Rev'd	Aff'd %	Rev'd %
CA1	2	3%	1	1	0	100%	0%
CA2	5	7%	0	0	0	-	-
CA3	3	4%	0	0	0	-	-
CA4	4	5%	0	0	0	-	-
CA5	4	5%	2	0	2	0%	100%
CA6	7	9%	2	0	2	0%	100%
CA7	0	0%	-	-	-	-	-
CA8	4	5%	2	0	2	0%	100%
CA9	15	20%	5	1	4	20%	80%
CA10	3	4%	0	0	0	-	-
CA11	7	9%	3	2	1	67%	33%
CA DC	3	4%	1	0	1	0%	100%
CA Fed	5	7%	1	1	0	100%	0%
State	11	14%	5	0	5	0%	100%
Dist. Court	3	4%	0	0	0	-	-
Original	0	0%	-	-	-	-	-
	76	100%	22	5	17	23%	77%

October Term 2019		
	Number	Percent
CA1	-	-
CA2	1	25%
CA3	1	25%
CA4	-	-
CA5	-	-
CA6	-	-
CA7	-	-
CA8	-	-
CA9	1	25%
CA10	-	-
CA11	-	-
CA DC	-	-
CA Fed	1	25%
State	-	-
Dist. Court	-	-
Original	-	-
	4	100%

* For the circuit scorecards only, we treat certain consolidated cases as separate decisions rather than as one. For consolidated cases that stemmed from different lower court decisions, such as the cases consolidated as *United States v. Stitt*, we counted the cases separately on this table to most accurately reflect the Supreme Court's treatment of the precedents below. For cases that were consolidated in the court below, such as the two petitions from the U.S. Court of Appeals for the 4th Circuit in *The American Legion v. American Humanist Association* and *Maryland-National Capital Park and Planning Commission v. AHA*, we counted the Supreme Court's decision only once. Throughout the rest of the Stat Pack consolidated cases are uniformly treated as a single case.

Circuit Scorecard

This chart features affirmance and reversal rates for each circuit and each justice. The first number is the number of times a particular justice voted to affirm a decision of the court below and the second number is the number of times that justice voted to vacate or reverse the decision below.

	Roberts	Thomas	Ginsburg	Breyer	Alito	Sotomayor	Kagan	Gorsuch	Kavanaugh	Total Votes	Overall Decisions
CA1	1-0	1-0	1-0	1-0	1-0	1-0	1-0	1-0	-	8-0	1-0
CA2											
CA3											
CA4											
CA5	0-2	0-2	0-2	0-2	0-2	0-2	0-2	0-2	0-1	0-17	0-2
CA6	0-2	0-2	0-2	0-2	0-2	0-2	0-2	0-2	0-2	0-18	0-2
CA7											
CA8	0-2	1-1	0-2	0-2	0-2	0-2	0-2	1-1	0-2	2-16	0-2
CA9	1-4	1-4	1-4	1-4	1-4	1-4	1-4	1-4	0-4	8-36	1-4
CA10											
CA11	1-2	2-1	1-2	2-1	2-1	1-2	1-2	2-1	2-1	14-13	2-1
CA DC	0-1	0-1	0-1	1-0	0-1	0-1	0-1	0-1	-	1-7	0-1
CA Fed	1-0	1-0	1-0	1-0	1-0	1-0	1-0	1-0	1-0	9-0	1-0
State	0-5	3-2	0-5	0-5	3-2	0-5	0-5	3-2	0-4	9-35	0-5
Dist. Court											
Original											
	4-18	9-13	4-18	6-16	8-14	4-18	4-18	9-13	3-14	51-142	5-17

Merits Cases By Vote Split

9-0 12 (71%)	8-1 1 (6%)	7-2 1 (6%)	6-3 1 (6%)	5-4 2 (12%)	
<i>Mt. Lemmon</i> (8-0)	<i>Jam</i> (7-1)	<i>BNSF Railway</i>	<i>Garza</i>	<i>Stokeling</i>	
<i>Weyerhaeuser</i> (8-0)			<i>Moore</i> (PC)	<i>Madison</i> (5-3)	
<i>Stitt</i>					
<i>Emmons</i> (PC)					
<i>Hill</i> (PC)					
<i>Culbertson</i>					
<i>Schein</i>					
<i>New Prime</i> (8-0)					
<i>Helsinn</i>					
<i>Timbs</i>					
<i>Dawson</i>					
<i>Rizo</i> (PC)					
<i>Nutraceutical</i>					
<i>Fourth Est.</i>					
<i>Rimini</i>					

Past Terms					
	9-0	8-1	7-2	6-3	5-4
OT11	45%	11%	8%	17%	20%
OT12	49%	5%	9%	8%	29%
OT13	66%	3%	10%	8%	14%
OT14	41%	7%	12%	15%	26%
OT145	48%	11%	20%	11%	5%
OT116	59%	9%	17%	4%	10%
OT17	39%	8%	15%	10%	26%
Avg.	50%	8%	13%	10%	19%

* We treat cases with eight or fewer votes as if they were decided by the full court. For 8-0, 7-1, and 6-2 decisions, we simply assume that the nonparticipating justice would have joined the majority. In cases that are decided 5-3, we look at each case individually to decide whether it was more likely that the nonparticipating justice would join the majority or the dissent. Our assumption that nine justices voted in each case applies only to figures that treat each case as a whole, like the chart above, and not to figures that focus on the behavior of individual justices, like our Justice Agreement charts.

** For cases that are decided by a 5-4 vote, we provide information about whether the majority was made up of the most common conservative bloc (Roberts, Thomas, Alito, Gorsuch and Kavanaugh), the most common liberal bloc (Roberts, Ginsburg, Breyer, Sotomayor and Kagan), or a more uncommon alignment. A conservative line-up is marked with a red square, a liberal line-up is marked with a blue square, and all others are marked with a yellow square.

***For per curium opinions, we assume that all justices who do not publicly dissent voted with the majority.

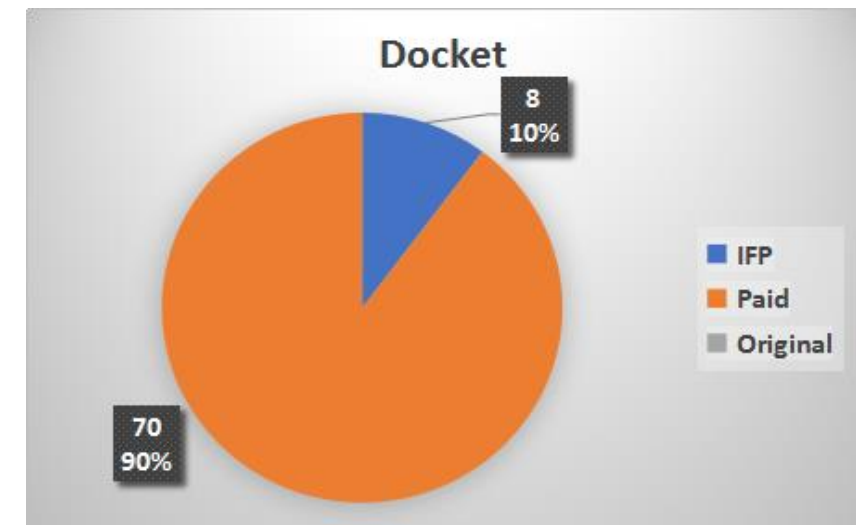
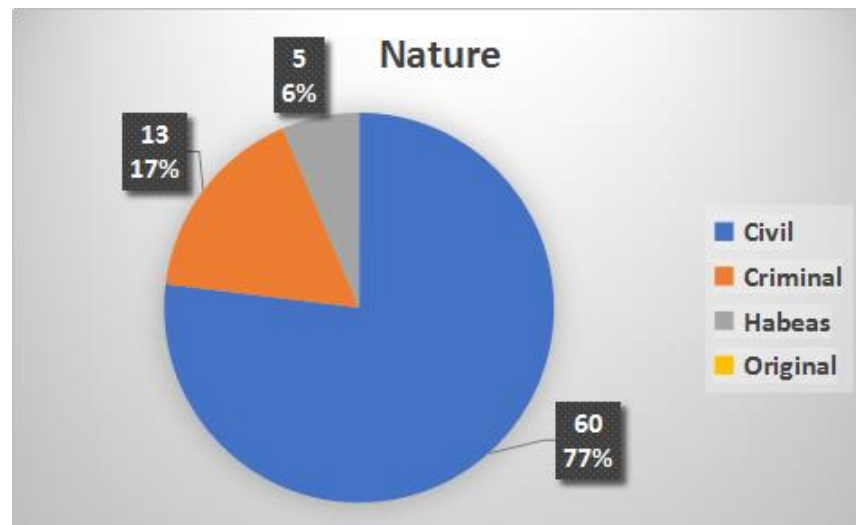
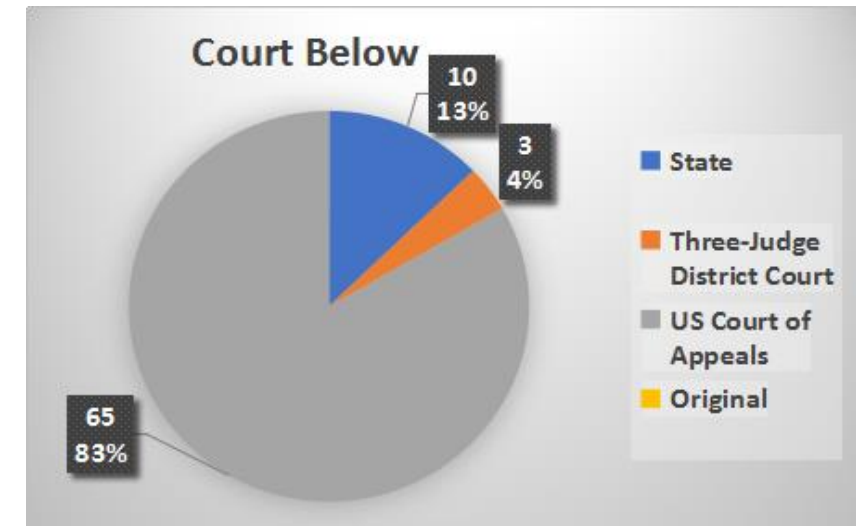
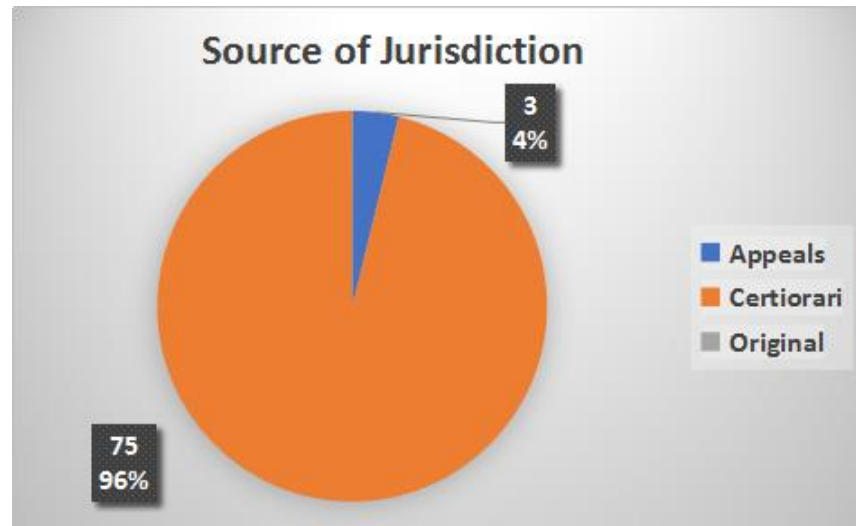
Term Index

This chart includes a summary of the cases for the term including (1) majority opinion author, (2) vote, (3) days between argument and opinion, (4) judgment, and (5) court below. For each sitting, the chart provides the number of majority opinions written by each justice and the average number of days between argument and opinion for that justice’s majority opinions.

	October									November									December								
1	<i>Weyerhaeuser</i>	JGR	8-0	57d	R	CA5	JGR	1	57d	<i>Schein</i>	BMK	9-0	71d	R	CA5	JGR	1	119d	<i>Apple</i>					CA9	JGR	0	
2	<i>Mt. Lemmon</i>	RBG	8-0	36d	A	CA9	CT	1	98d	<i>Lamps Plus</i>					CA9	CT	1	62d	<i>Nieves</i>					CA9	CT	1	52d
3	<i>Gundy</i>					CA2	RBG	1	36d	<i>Cougar Den</i>					ST	RBG	1	118d	<i>Nutraceutical</i>	SMS	9-0	91d	R	CA9	RBG	1	79d
4	<i>Madison</i>	EK	5-3	148d	R	ST	SGB	1	62d	<i>Garza</i>	SMS	6-3	120d	R	ST	SGB	0		<i>Murphy</i>					CA10	SGB	0	
5	<i>Knick</i>					CA3	SAA	0		<i>Frank</i>					CA9	SAA	0		<i>Timbs</i>	RBG	9-0	84d	R	ST	SAA	0	
6	<i>New Prime</i>	NMG	8-0	104d	A	CA1	SMS	0		<i>Jam</i>	JGR	7-1	119d	R	CADC	SMS	1	120d	<i>Dawson</i>	NMG	9-0	79d	R	ST	SMS	1	91d
7	<i>Stokeling</i>	CT	5-4	98d	A	CA11	EK	1	148d	<i>Sturgeon</i>					CA9	EK	0		<i>Lorenzo</i>					CADC	EK	0	
8	<i>Stitt</i>	SGB	9-0	62d	R	CA6	NMG	1	104d	<i>Va. Uranium</i>					CA4	NMG	0		<i>Biestek</i>					CA6	NMG	1	79d
9	<i>Preap</i>					CA9	BMK	0		<i>Bucklew</i>					CA8	BMK	1	71d	<i>Helsinn</i>	CT	9-0	52d	A	CAFC	BMK	0	
10	<i>Air & Liquid</i>					CA3	Tot.	6		<i>BNSF Railway</i>	RBG	7-2	118d	R	CA8	Tot.	5		<i>Gamble</i>					CA11	Tot.	4	
11							Expect	9		<i>Harrison</i>					CA2	Expect	12								Expect	10	
12							Avg.		84d	<i>Culbertson</i>	CT	9-0	62d	R	CA11	Avg.		98d							Avg.		77d
	January									February									March								
1	<i>Merck</i>					CA3	JGR	0		<i>Return Mail</i>					CAFC	JGR			<i>Bethune</i>					USDC	JGR		
2	<i>Obduskey</i>					CA10	CT	0		<i>Mission Prd.</i>					CA1	CT			<i>Smith</i>					CA6	CT		
3	<i>Herrera</i>					ST	RBG	1	55d	<i>Manhattan</i>					CA2	RBG			<i>Cochise</i>					CA11	RBG		
4	<i>Fourth Est.</i>	RBG	9-0	55d	A	CA11	SGB	0		<i>Haymond</i>					CA10	SGB			<i>Flowers</i>					ST	SGB		
5	<i>Hyatt</i>					ST	SAA	0		<i>Mont</i>					CA6	SAA			<i>PDR</i>					CA4	SAA		
6	<i>Thacker</i>					CA11	SMS	0		<i>Am. Legion</i>					CA4	SMS			<i>Dutra</i>					CA9	SMS		
7	<i>Rimini</i>	BMK	9-0	49d	R	CA9	EK	0								EK			<i>Rucho</i>					USDC	EK		
8	<i>Home Dpt.</i>					CA4	NMG	0								NMG			<i>Benisek</i>					USDC	NMG		
9	<i>Allina</i>					CADC	BMK	1	49d							BMK			<i>Kisor</i>					CAFC	BMK		
10	<i>Knick</i>					CA3	Tot.	2								Tot.	0								Tot.	0	
11	<i>Tenn. Wine</i>					CA6	Expect	11								Expect	6								Expect	9	
12							Avg.		52d							Avg.									Avg.		
	April									Summary Reversal									Total								
1	<i>Brunetti</i>					CAFC	JGR			<i>Emmons</i>	PC	9-0	n/a	R	CA9				JGR	2				Unscheduled		1	
2	<i>Emulex</i>					CA9	CT			<i>Hill</i>	PC	9-0	n/a	R	CA6				CT	3				<i>Gray</i>	CAFC		
3	<i>Parker</i>					CA9	RBG			<i>Moore</i>	PC	6-3	n/a	R	ST				RBG	4							
4	<i>Kaestner Tr.</i>					ST	SGB			<i>Rizo</i>	PC	9-0	n/a	R	CA9				SGB	1							
5	<i>Davis</i>					CA5	SAA												SAA	0							
6	<i>McDonough</i>					CA2	SMS												SMS	2							
7	<i>Food Mrkt.</i>					CA8	EK												EK	1							
8	<i>Fort Bend</i>					CA5	NMG												NMG	2							
9	<i>Commerce</i>					CA2	BMK												BMK	2							
10	<i>Mitchell</i>					ST	Tot.	0											PC	4							
11	<i>Rehaif</i>					CA11	Expect	13											Cases disposed	25							
12	<i>Quarles</i>					CA6	Avg.												Expected	75							
13	<i>Taggart</i>					CA9													Percent Decided	24%							
																			Average time	83d							

Make-Up of the Merits Docket

The following charts depict different characteristics of the cases that were released with merits opinions. These charts include information about cases disposed of with signed opinions, summary reversals, or affirmances by an equally divided court.

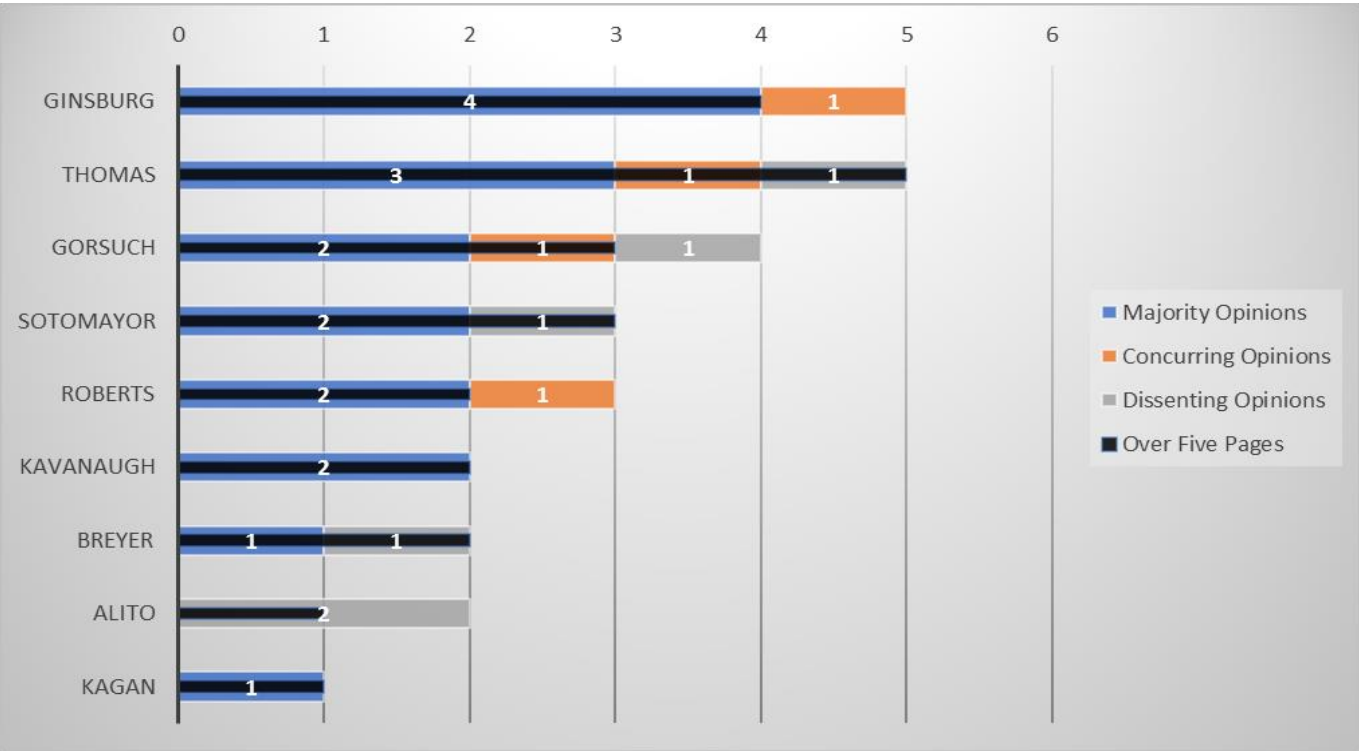


* Technically, all paid and in forma pauperis cases have been on the same docket since 1971, with paid cases beginning each year with case number 1, and IFP cases beginning at number 5001. Original cases remain on a separate docket and follow a separate numbering convention. For more information on the dockets, see EUGENE GRESSMAN ET AL., SUPREME COURT PRACTICE 55–56 (9th ed. 2007).

Total Opinion Authorship

The number of opinions five pages or longer is included in parentheses and represented by a black line in the chart below.

	Total Opinions	Majority Opinions	Concurring Opinions	Dissenting Opinions
Roberts	3 (2)	2 (2)	1 (0)	
Thomas	5 (5)	3 (3)	1 (1)	1 (1)
Ginsburg	5 (4)	4 (4)	1 (0)	
Breyer	2 (2)	1 (1)		1 (1)
Alito	2 (1)			2 (1)
Sotomayor	3 (3)	2 (2)		1 (1)
Kagan	1 (1)	1 (1)		
Gorsuch	4 (3)	2 (2)	1 (0)	1 (1)
Kavanaugh	2 (2)	2 (2)		
Per Curiam	4 (4)			
	31 (27)	17 (17)	4 (1)	6 (5)



Opinions Authored By Each Justice

		Roberts	Thomas	Ginsburg	Brever	Alito	Sotomavor	Kagan	Gorsuch	Kavanaugh	PC	
Majority Opinions	1	<i>Weyerhaeuser</i>	<i>Stokeling</i>	<i>Mt. Lemmon</i>	<i>Stitt</i>		<i>Garza</i>	<i>Madison</i>	<i>New Prime</i>	<i>Schein</i>	<i>Emmons</i>	21
	2	<i>Jam</i>	<i>Culbertson</i>	<i>Timbs</i>			<i>Nutraceutical</i>		<i>Dawson</i>	<i>Rimini</i>	<i>Hill</i>	
	3		<i>Helsinn</i>	<i>BNSF Railway</i>							<i>Moore</i>	
	4			<i>Fourth Est.</i>							<i>Rizo</i>	
	5											
	6											
	7											
	8											
	9											
	10											
	11											
	12											
	13											
	14											
	15											
Concurring Opinions	1	<i>Moore</i>	<i>Timbs</i>	<i>New Prime</i>					<i>Timbs</i>			4
	2											
	3											
	4											
	5											
	6											
	7											
	8											
	9											
	10											
	11											
	12											
	13											
	14											
	15											
Dissenting Opinions	1		<i>Garza</i>		<i>Jam</i>	<i>Madison</i>	<i>Stokeling</i>		<i>BNSF Railway</i>			6
	2					<i>Moore</i>						
	3											
	4											
	5											
	6											
	7											
	8											
	9											
	10											
	11											
	12											
	13											
	14											
	15											
Total		3	5	5	2	2	3	1	4	2	4	31

Frequency in the Majority

The following charts measure how frequently each justice has voted with the majority during October Term 2018. The charts include summary reversals but do not include cases that were dismissed.

All Cases										
Justice	Votes	Frequency in Majority		OT17	OT16	OT15	OT14	OT13	OT12	OT11
Roberts	21	20	95%	93%	93%	92%	80%	92%	86%	92%
Thomas	21	17	81%	81%	82%	72%	61%	88%	79%	86%
Ginsburg	21	20	95%	73%	85%	88%	86%	85%	79%	70%
Breyer	21	20	95%	73%	90%	94%	92%	88%	83%	76%
Alito	21	18	86%	79%	86%	84%	72%	88%	79%	83%
Sotomayor	21	20	95%	68%	90%	83%	89%	82%	79%	80%
Kagan	21	20	95%	74%	93%	95%	85%	92%	81%	82%
Gorsuch	21	17	81%	85%	82%	-	-	-	-	-
Kavanaugh	16	16	100%	-	-	-	-	-	-	-
Divided Cases										
Justice	Votes	Frequency in Majority		OT17	OT16	OT15	OT14	OT13	OT12	OT11
Roberts	6	5	86%	89%	83%	84%	66%	76%	73%	86%
Thomas	6	2	33%	69%	57%	49%	34%	64%	60%	74%
Ginsburg	6	5	86%	56%	63%	78%	77%	56%	60%	45%
Breyer	6	5	86%	56%	77%	89%	86%	64%	67%	57%
Alito	6	3	50%	67%	67%	70%	52%	63%	59%	69%
Sotomayor	6	5	86%	49%	76%	68%	82%	46%	59%	64%
Kagan	6	5	86%	59%	83%	91%	75%	75%	63%	67%
Gorsuch	6	2	33%	75%	63%	-	-	-	-	-
Kavanaugh	4	4	100%	-	-	-	-	-	-	-

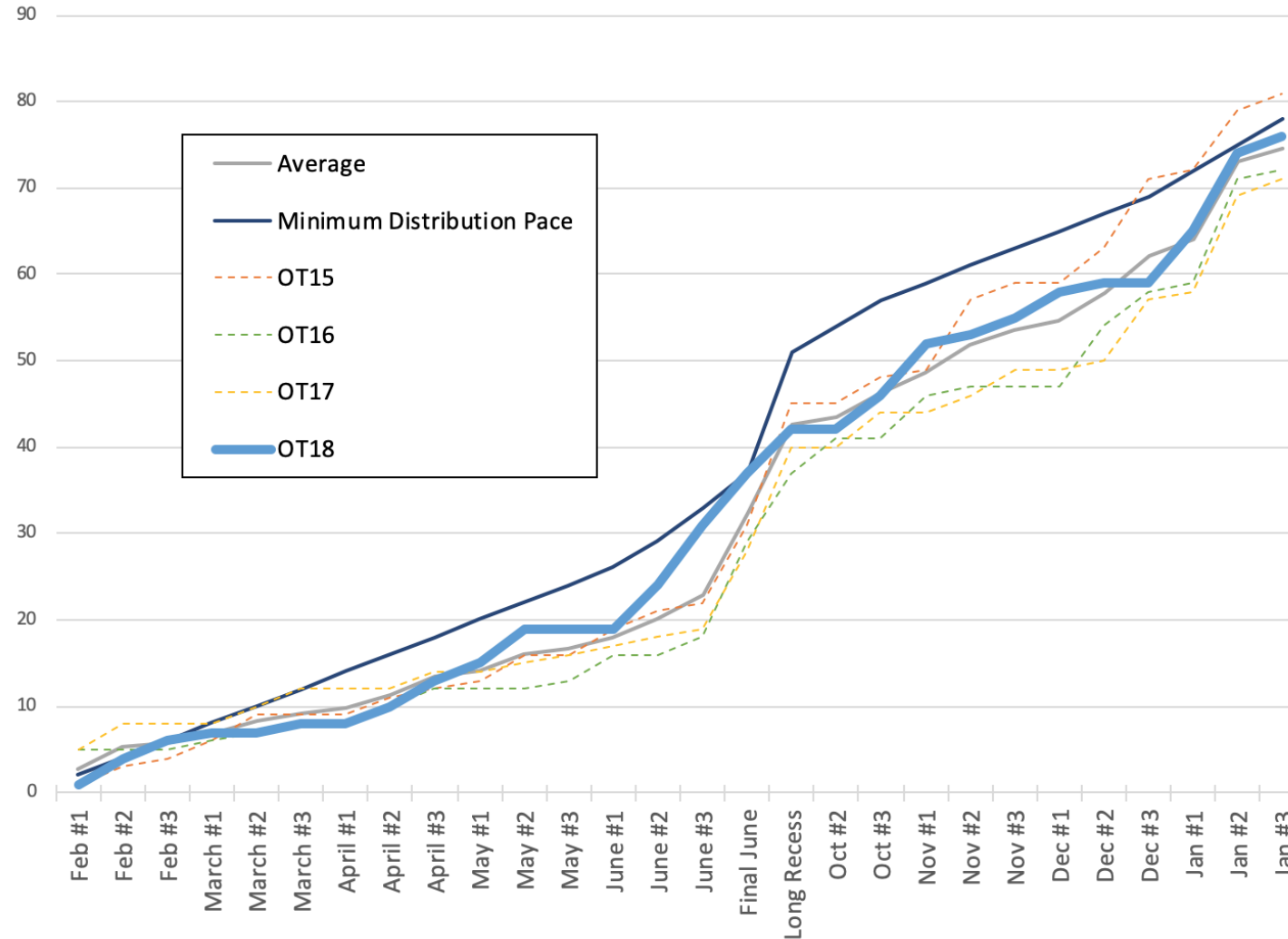
Justice Agreement

Thomas		Ginsburg		Breyer		Alito		Sotomayor		Kagan		Gorsuch		Kavanaugh		Total	
Roberts	15	71%	19	90%	18	86%	17	81%	20	95%	20	95%	15	71%	14	88%	21
	15	71%	21	100%	19	90%	17	81%	21	100%	21	100%	16	76%	15	94%	
	16	76%	21	100%	19	90%	17	81%	21	100%	21	100%	16	76%	15	94%	
	5	24%	0	0%	2	10%	4	19%	0	0%	0	0%	5	24%	1	6%	
Thomas			14	67%	15	71%	18	86%	15	71%	15	71%	20	95%	12	75%	21
			15	71%	15	71%	19	90%	15	71%	15	71%	20	95%	12	75%	
			16	76%	16	76%	20	95%	16	76%	16	76%	21	100%	13	81%	
			5	24%	5	24%	1	5%	5	24%	5	24%	0	0%	3	19%	
Ginsburg					18	86%	16	76%	20	95%	20	95%	14	67%	15	94%	21
					19	90%	17	81%	21	100%	21	100%	16	76%	15	94%	
					19	90%	17	81%	21	100%	21	100%	16	76%	15	94%	
					2	10%	4	19%	0	0%	0	0%	5	24%	1	6%	
Breyer							17	81%	19	90%	19	90%	15	71%	15	100%	21
							17	81%	19	90%	19	90%	16	76%	16	100%	
							17	81%	19	90%	19	90%	16	76%	16	100%	
							4	19%	2	10%	2	10%	5	24%	0	0%	
Alito									17	81%	17	81%	18	86%	14	88%	21
									17	81%	17	81%	20	95%	14	88%	
									17	81%	17	81%	20	95%	14	88%	
									4	19%	4	19%	1	5%	2	12%	
Sotomayor											21	100%	15	71%	15	94%	21
											21	100%	16	76%	15	94%	
											21	100%	16	76%	15	94%	
											0	0%	5	24%	1	6%	
Key													15	71%	15	94%	21
													16	76%	15	94%	
													16	76%	15	94%	
													5	24%	1	6%	
Fully Agree															12	75%	21
															13	81%	
															13	81%	
															3	19%	
Agree in Full or Part																	16
Agree in Full, Part, or Judgment Only																	16
Disagree in Judgment																	16

Key	
Fully Agree	
Agree in Full or Part	
Agree in Full, Part, or Judgment Only	
Disagree in Judgment	

Pace of Grants

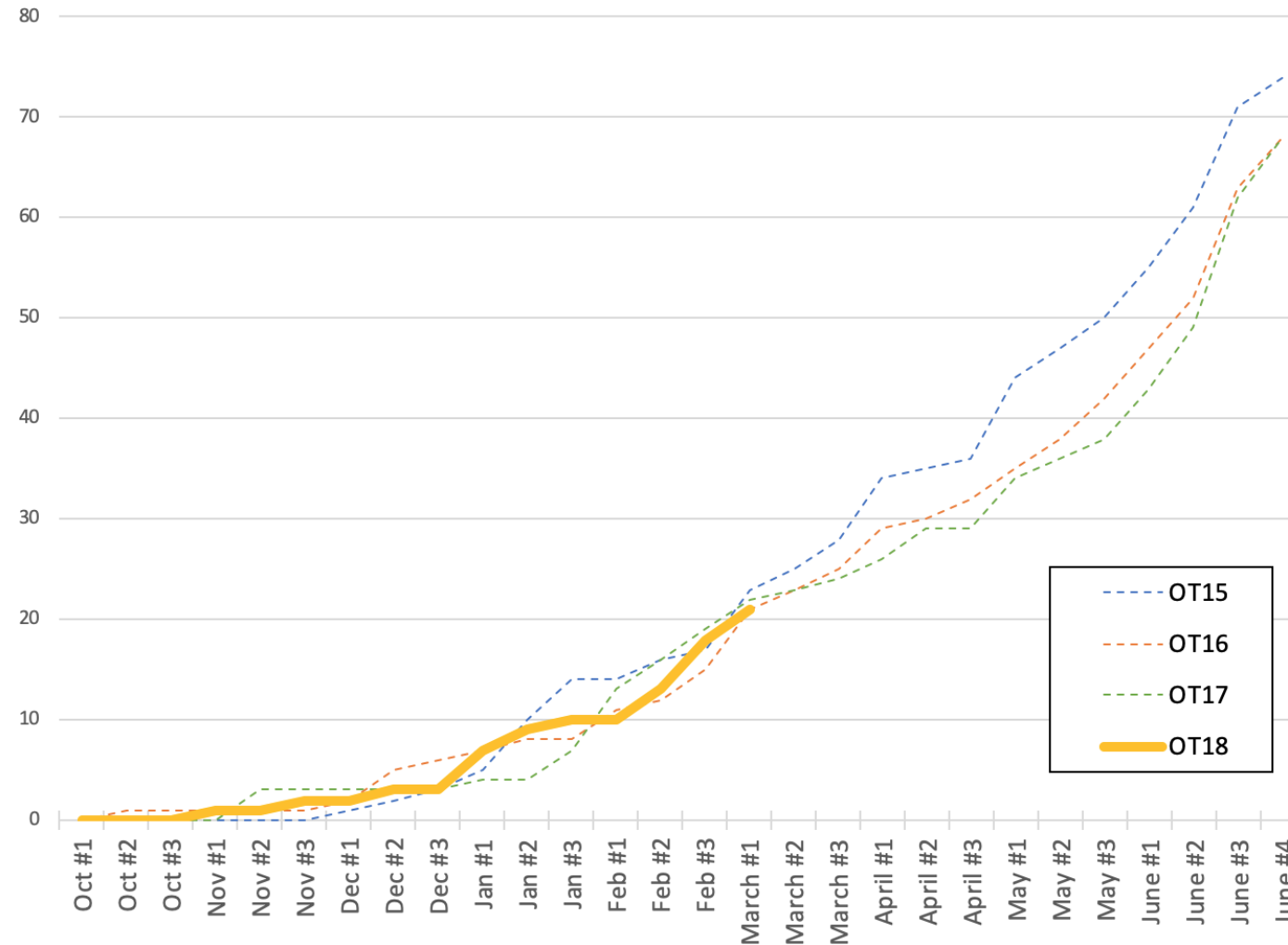
The following chart plots the pace at which the court fills its merits docket for a given term. Each date marker represents the conference within a given sitting. For instance, Feb #3 is the third February conference, which, during OT18, took place on March 1, 2019. Categorizing grants by their conference within a given sitting ensures more accurate cross-term comparisons.



* The Minimum Distribution Pace presented in this chart reflects the number of petitions that must be granted to fill the court's docket for oral argument while giving the litigants in each case a complete or near-complete briefing schedule. The pace also reflects the number of petitions raised at each conference and other factors affecting the certiorari process.

Pace of Opinions

The following chart plots the pace at which the court releases merits opinions throughout the term, beginning in October and ending in June. This chart includes both opinions released after full briefing and summary reversals. Here, as in the Pace of Grants chart, cases are categorized by their release within a given sitting, rather than by calendar month. For example, the opinions for Feb #3 of OT18 were actually released on March 4, 2019.



Oral Argument - Advocates

Advocates Who Have Argued Two or More Cases During OT18

Name	Appearances		Position	Law School	Supreme Court Clerkship	U.S. Solicitor General Experience	Gender
	OT18	All Time					
Edwin S. Kneedler	4	142	Deputy Solicitor General	Virginia	None	Yes	Male
Kannon K. Shanmugam	4	27	Williams & Connolly LLP*	Harvard	Antonin Scalia	Yes	Male
Jeffrey B. Wall	4	20	Principal Deputy Solicitor General	Chicago	Clarence Thomas	Yes	Male
Shay Dvoretzky	3	10	Jones Day LLP	Yale	Antonin Scalia	No	Male
Jeffrey L. Fisher	3	38	Stanford Supreme Court Clinic	Michigan	John Paul Stevens	No	Male
David C. Frederick	3	53	Kellogg, Hansen, Todd, Figel & Frederick PLLC	Texas	Byron White	Yes	Male
Malcolm L. Stewart	3	82	Deputy Solicitor General	Yale	Harry Blackmun	Yes	Male
Lisa S. Blatt	2	37	Arnold & Porter Kaye Scholer LLP*	Texas	None	Yes	Female
Allon Kadem	2	10	Assistant to the Solicitor General	Yale	Elena Kagan	Yes	Male
Ann O'Connell Adams	2	21	Assistant to the Solicitor General*	George Washington	William Rehnquist	Yes	Female
Andrew J. Pincus	2	29	Mayer Brown LLP	Columbia	None	Yes	Male
Anthony A. Yang	2	28	Assistant to the Solicitor General	Yale	None	Yes	Male
Daniel L. Geyser	2	6	Geyser PC	Harvard	None	No	Male
Erica L. Ross	2	3	Assistant to the Solicitor General	Stanford	Elena Kagan	Yes	Female
Jonathan C. Bond	2	3	Assistant to the Solicitor General	George Washington	Antonin Scalia	Yes	Male
Jonathan Ellis	2	3	Assistant to the Solicitor General	Pennsylvania	John G. Roberts	Yes	Male
Zachary D. Tripp	2	10	Assistant to the Solicitor General	Columbia	Ruth Bader Ginsburg	Yes	Male
Eric J. Feigin	2	20	Assistant to the Solicitor General	Stanford	Stephen Breyer	Yes	Male
Total: 18							

*Since their last oral arguments so far this term, Kannon Shanmugam has moved to Paul, Weiss, Rifkind, Wharton & Garrison LLP, Lisa Blatt to Williams & Connolly LLP, and Ann O'Connell Adams to the Appellate Section of the Criminal Division of the U.S. Department of Justice.