

Final Stat Pack for October Term 2017

Index

Opinions by Sitting	2
Circuit Scorecards	3-4
Merits Cases by Vote Split	5
Make-Up of the Merits Docket	6
Total Opinion Authorship	7
Total Opinions Over Time	8
Opinions Authored by Each Justice	9
Workload	10-11
Summary Reversals	12
Majority Opinion Authorship	13
Strength of the Majority	14
Unanimity	15-16
Frequency in the Majority	17
5-4 Cases	18-21
Majority Opinion Distribution by Senior Justices	22
Justice Agreement - Tables	23-25
Justice Agreement - Highs and Lows	26
Time Between Oral Argument and Opinion	27
Pace of Grants	28
Pace of Opinions	29
Grants Per Conference	30
Opinions Per Week	31
Oral Argument - Justices	32
Oral Argument - Advocates	33-34
Voting Alignment - All Cases	35-42
Voting Alignment - 5-4 Cases	43-45

Summary of the Term

Total Merits Opinions Released	72
+ Signed merits opinions after oral argument	59
+ Per Curiam merits opinions after oral argument	1
+ Summary reversals	11
+ Affirmed 4-4	1
Total Merits Opinions Expected	72
+ Petitions granted and set for argument	67
+ Summary reversals	11
- Cases dismissed before oral argument	-4
- Cases dismissed after oral argument	-2
Cases Set for Argument During OT18	37

* You can find past Stat Packs here: <http://www.scotusblog.com/reference/stat-pack/>. A few matters regarding our methodology are worth mentioning at the outset. First, SCOTUSblog treats consolidated cases as a single case, as determined by the case with the lowest docket number (prior to the release of an opinion) or the case that is captioned with an opinion. To the extent that two cases are argued separately but later decided with only one opinion, we will remove one of the cases from this Stat Pack, except to include it in the Pace of Grants chart to maintain cross-conference comparisons. The most unusual way we manage these later-consolidated cases is to merge the oral-argument data for the two cases. We combine the questions asked by each justice in the separate oral argument proceedings into one “consolidated” session. Second, this Stat Pack frequently uses the term “merits opinions,” “merits docket,” or “merits cases.” Those three terms are used interchangeably, and signify the set of cases decided “on the merits.” Those cases include signed opinions after oral argument (the bulk of all merits cases), most per curiam opinions released after oral arguments, summary reversals (cases decided with per curiam opinions on the merits or oral argument, often to reverse a lower court), and cases decided by an equally divided (4-4) court. Cases that are dismissed as improvidently granted are not included in our tally of merits cases.

Opinions by Sitting

	October	November	December	January	February	March	April	Decided	Argued				
Roberts	1	-	1	1	1	1	1	JGR	6				
Kennedy	1	-	1	1	1	1	1	AMK	6				
Thomas	1	1	1	1	1	1	1	CT	7				
Ginsburg	1	1	1	1	-	1	1	RBG	6				
Breyer	1	1	1	1	1	-	2	SGB	7				
Alito	1	1	1	1	1	1	1	SAA	7				
Sotomayor	1	1	1	1	1	-	2	SMS	7				
Kagan	1	1	1	1	-	1	1	EK	6				
Gorsuch	1	-	2	1	1	1	1	NMG	7				
	Decided: 9 Remain: 0	Decided: 6 Remain: 0	Decided: 10 Remain: 0	Decided: 9 Remain: 0	Decided: 9 Remain: 0	Decided: 8 Remain: 0	Decided: 12 Remain: 0	Decided	63				
	Decided: 9 Remain: 0	Decided: 6 Remain: 0	Decided: 10 Remain: 0	Decided: 9 Remain: 0	Decided: 9 Remain: 0	Decided: 8 Remain: 0	Decided: 12 Remain: 0	Argued	63				
<i>Epic</i>	<i>NMG</i>	<i>Wilson</i>	<i>SGB</i>	<i>SAS Institute</i>	<i>NMG</i>	<i>Texas</i>	<i>NMG</i>	<i>Hays</i>		<i>Sveen</i>	<i>EK</i>	<i>WesternGeco</i>	<i>CT</i>
<i>Gill</i>	<i>JGR</i>	<i>Ayestas</i>	<i>SAA</i>	<i>Oil States</i>	<i>CT</i>	<i>Florida</i>	<i>SGB</i>	<i>Currier</i>	<i>NMG</i>	<i>NIFLA</i>	<i>CT</i>	<i>Wisconsin Cent.</i>	<i>NMG</i>
<i>Jennings</i>	<i>SAA</i>	<i>U.S. Bank</i>	<i>EK</i>	<i>Digital Realty</i>	<i>RBG</i>	<i>Collins</i>	<i>SMS</i>	<i>Rosales-Mireles</i>	<i>SMS</i>	<i>Upper Skagit</i>	<i>NMG</i>	<i>Lamar</i>	<i>SMS</i>
<i>Dimaya</i>	<i>EK</i>	<i>Artis</i>	<i>RBG</i>	<i>Cyan</i>	<i>EK</i>	<i>Byrd</i>	<i>AMK</i>	<i>Dahda</i>	<i>SGB</i>	<i>Sanchez-Gomez</i>	<i>JGR</i>	<i>Wayfair</i>	<i>AMK</i>
<i>Wesby</i>	<i>CT</i>	<i>Merit</i>	<i>SMS</i>	<i>Carpenter</i>	<i>JGR</i>	<i>Husted</i>	<i>SAA</i>	<i>Janus</i>	<i>SAA</i>	<i>China Agritech</i>	<i>RBG</i>	<i>Lagos</i>	<i>SGB</i>
<i>Class</i>	<i>SGB</i>	<i>Patchak</i>	<i>CT</i>	<i>NCAA</i>	<i>SAA</i>	<i>Ortiz</i>	<i>EK</i>	<i>AmEx</i>	<i>CT</i>	<i>Hughes</i>	<i>AMK</i>	<i>Washington</i>	
<i>Hamer</i>	<i>RBG</i>			<i>Rubin</i>	<i>SMS</i>	<i>Hall</i>	<i>JGR</i>	<i>Microsoft</i>		<i>Koons</i>	<i>SAA</i>	<i>Lucia</i>	<i>EK</i>
<i>NAM</i>	<i>SMS</i>			<i>Masterpiece</i>	<i>AMK</i>	<i>Encino Motorcars</i>	<i>CT</i>	<i>Lozman</i>	<i>AMK</i>	<i>Benisek</i>	<i>PC</i>	<i>Pereira</i>	<i>SMS</i>
<i>Jesner</i>	<i>AMK</i>			<i>Marinello</i>	<i>SGB</i>	<i>McCoy</i>	<i>RBG</i>	<i>MN Voter's</i>	<i>JGR</i>			<i>Chavez-Meza</i>	<i>SGB</i>
				<i>Smith</i>	<i>NMG</i>							<i>Perez</i>	<i>SAA</i>
												<i>Animal Sci.</i>	<i>RBG</i>
												<i>Hawaii</i>	<i>JGR</i>

* Of the 63 cases argued, 59 were decided with a signed opinion, one was decided with a substantive per curium opinion (*Benisek*), two were dismissed (*Microsoft* and *Hays*), and one was affirmed by a 4-4 vote (*Washington*).

Circuit Scorecard

October Term 2017

	Number	Percent	Decided	Aff'd	Rev'd	Aff'd %	Rev'd %
CA1	1	1%	1	0	1	0%	100%
CA2	4	5%	4	2	2	50%	50%
CA3	3	4%	3	0	3	0%	100%
CA4	-	-	-	-	-	-	-
CA5	4	5%	4	1	3	25%	75%
CA6	4	5%	4	0	4	0%	100%
CA7	7	9%	7	3	4	43%	57%
CA8	3	4%	3	1	2	33%	67%
CA9	15	20%	15	2	12	14%	86%
CA10	3	4%	3	2	1	67%	33%
CA11	6	8%	6	1	5	17%	83%
CA DC	5	7%	5	1	4	20%	80%
CA Fed	3	4%	3	1	2	33%	67%
CA AF	1	1%	1	1	0	100%	0%
State	8	11%	8	2	6	25%	75%
Dist. Court	4	5%	4	1	3	25%	75%
Original	3	4%	3	N/A	N/A	N/A	N/A
	74	100%	74	18	52	26%	74%

October Term 2018

	Number	Percent
CA1	1	3%
CA2	2	5%
CA3	3	8%
CA4	1	3%
CA5	2	5%
CA6	2	5%
CA7	-	-
CA8	3	8%
CA9	8	21%
CA10	2	5%
CA11	4	11%
CA DC	2	5%
CA Fed	1	3%
CA AF	-	-
State	7	18%
Dist. Court	-	-
Original	-	-
	38	100%

* For the circuit scorecards only, we treat certain consolidated cases as separate decisions rather than as one. For consolidated cases that stemmed from different lower court decisions, such as the cases consolidated as *Epic Systems Corp. v. Lewis*, we counted the cases separately on this table to most accurately reflect the Supreme Court's treatment of the precedents below. For cases that were consolidated in the court below, such as the three petitions from the U.S. Court of Appeals for the 2nd Circuit in *Ziglar v. Abbasi*, *Ashcroft v. Abbasi*, and *Hasty v. Abbasi* (OT16), we counted the Supreme Court's decision only once. Throughout the rest of the Stat Pack consolidated cases are uniformly treated as a single case.

** *Washington v. United States*, in which the court split 4-4, is listed as a case granted from the U.S. Court of Appeals for the 9th Circuit and subsequently "decided." However, we did not include that case in the number of 9th Circuit cases affirmed, two.

Circuit Scorecard

This chart features affirmance and reversal rates for each circuit and each justice. The first number is the number of times a particular justice voted to affirm a decision of the court below and the second number is the number of times that justice voted to vacate or reverse the decision below.

	Roberts	Kennedy	Thomas	Ginsburg	Breyer	Alito	Sotomayor	Kagan	Gorsuch	Total Votes	Overall Decisions
CA1	0 - 1	0 - 1	0 - 1	0 - 1	0 - 1	1 - 0	0 - 1	0 - 1	0 - 1	1 - 8	1 - 7
CA2	2 - 2	2 - 2	3 - 1	0 - 4	0 - 4	3 - 1	0 - 4	0 - 4	2 - 2	12 - 24	12 - 22
CA3	0 - 3	0 - 3	0 - 3	1 - 2	0 - 3	0 - 3	1 - 2	0 - 3	0 - 3	2 - 25	2 - 22
CA4	0 - 0	0 - 0	0 - 0	0 - 0	0 - 0	0 - 0	0 - 0	0 - 0	0 - 0	0 - 0	0 - 0
CA5	1 - 3	1 - 3	2 - 2	0 - 4	0 - 4	2 - 2	0 - 4	0 - 4	1 - 3	7 - 29	7 - 26
CA6	0 - 4	1 - 3	1 - 3	1 - 3	1 - 3	1 - 3	1 - 3	1 - 3	1 - 3	8 - 28	8 - 25
CA7	3 - 4	3 - 4	3 - 4	5 - 2	5 - 2	3 - 4	5 - 2	4 - 2	3 - 4	34 - 28	34 - 24
CA8	1 - 2	1 - 2	1 - 2	1 - 2	2 - 1	1 - 2	2 - 1	1 - 2	2 - 1	12 - 15	12 - 13
CA9	1 - 13	1 - 13	1 - 13	8 - 6	8 - 6	1 - 13	8 - 6	6 - 7	2 - 12	40 - 93	36 - 78
CA10	2 - 1	1 - 2	2 - 1	2 - 1	2 - 1	2 - 1	1 - 2	1 - 2	0 - 1	13 - 12	13 - 10
CA11	2 - 4	1 - 5	5 - 1	1 - 5	1 - 5	4 - 2	1 - 5	1 - 5	3 - 3	19 - 35	19 - 30
CA DC	0 - 5	1 - 4	2 - 3	2 - 3	1 - 4	2 - 3	2 - 3	1 - 4	0 - 5	11 - 34	11 - 30
CA Fed.	0 - 3	1 - 2	1 - 2	2 - 1	3 - 0	1 - 2	2 - 1	2 - 1	1 - 2	13 - 14	13 - 12
CA AF	1 - 0	1 - 0	1 - 0	1 - 0	1 - 0	0 - 1	1 - 0	1 - 0	0 - 1	7 - 2	7 - 2
State Ct.	3 - 5	3 - 5	5 - 3	2 - 6	2 - 6	6 - 2	3 - 5	2 - 6	4 - 4	30 - 42	30 - 37
Dist. Court	1 - 3	1 - 3	2 - 2	2 - 2	2 - 2	1 - 3	2 - 2	2 - 2	1 - 3	14 - 22	14 - 19
Original	1 - 2	1 - 2	2 - 1	1 - 2	1 - 2	2 - 1	1 - 2	1 - 1	2 - 1	12 - 14	12 - 12
	18 - 55	19 - 54	31 - 42	29 - 44	29 - 44	30 - 43	30 - 43	23 - 47	22 - 49	235 - 425	20 - 54

Merits Cases by Vote Split

9-0 28 (39%)	8-1 6 (8%)	7-2 11 (15%)	6-3 7 (10%)	5-4 19 (26%)
Kernan v. Cuero (PC) Dunn v. Madison (PC) Hamer v. Neighborhood Housing In re United States (PC) D.C. v. Wesby NAM v. DOD CNH v. Reese (PC) Montana v. Wyoming (PC) (8-0) Digital Realty v. Somers Rubin v. Iran (8-0) Merit v. FTI U.S. Bank v. Lakeridge Texas v. New Mexico Cyan v. Beaver Ayestas v. Davis Hall v. Hall U.S. v. Sanchez-Gomez Byrd v. U.S. Dahda v. U.S. (8-0) Lagos v. U.S. Koons v. U.S. Lamar v. Appling Azar v. Garza (PC) China Agritech v. Resh Animal Sci. Prods v. Hebei Gill v. Whitford Benisek v. Lamone (PC) Sause v. Bauer (PC)	Collins v. Virginia Sveen v. Melin Lozman v. Riviera Beach Pereira v. Sessions Sexton v. Beaudreaux (PC) North Carolina v. Covington (PC)	Marinello v. U.S. Kisela v. Hughes (PC) Oil States v. Greene's Murphy v. NCAA Upper Skagit v. Lundgren Masterpiece v. Co. Comm'n MN Voter's Alliance v. Mansky Rosales-Mireles v. U.S. Lucia v. S.E.C. WesternGeco v. ION Ortiz v. U.S.	Tharpe v. Sellers (PC) Class v. U.S. Patchak v. Zinke Wilson v. Sellers McCoy v. Louisiana Hughes v. U.S. Chavez-Meza v. U.S. (5-3)	Artis v. D.C. Murphy v. Smith Jennings v. Rodriguez (5-3) Encino Motorcars v. Navarro Sessions v. Dimaya Jesner v. Arab Bank SAS Inst. v. Iancu Epic v. Lewis Husted v. Randolph Inst. South Dakota v. Wayfair Wisconsin Central v. U.S. Carpenter v. U.S. Currier v. Virginia Ohio v. AmEx Abbott v. Perez Trump v. Hawaii NIFLA v. Becerra Florida v. Georgia Janus v. Am. Fed.

Past Terms					
	9-0	8-1	7-2	6-3	5-4
OT10	46%	12%	15%	5%	20%
OT11	45%	11%	8%	17%	20%
OT12	49%	5%	9%	8%	29%
OT13	66%	3%	10%	8%	14%
OT14	41%	7%	12%	15%	26%
OT15	48%	11%	20%	11%	5%
OT16	59%	9%	17%	4%	10%
Avg.	50%	8%	13%	10%	18%

* We treat cases with eight or fewer votes as if they were decided by the full court. For 8-0, 7-1, and 6-2 decisions, we simply assume that the recused justice would have joined the majority. In cases that are decided 5-3, we look at each case individually to decide whether it was more likely that the recused justice would join the majority or the dissent. Our assumption that nine justices voted in each case applies only to figures that treat each case as a whole, like the chart above, and not to figures that focus on the behavior of individual justices, like our Justice Agreement charts.

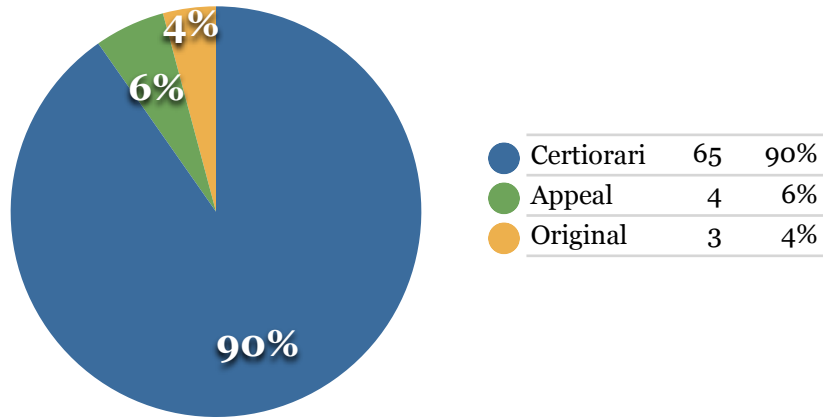
** For cases that are decided by a 5-4 vote, we provide information about whether the majority was made up of the most common conservative bloc (Roberts, Kennedy, Thomas, Alito and Gorsuch), the most common liberal bloc (Kennedy, Ginsburg, Breyer, Sotomayor and Kagan), or a more uncommon alignment. A conservative line-up is marked with a red square, a liberal line-up is marked with a blue square, and all others are marked with a yellow square.

***For per curium opinions, we assume that all justices who do not publicly dissent voted with the majority.

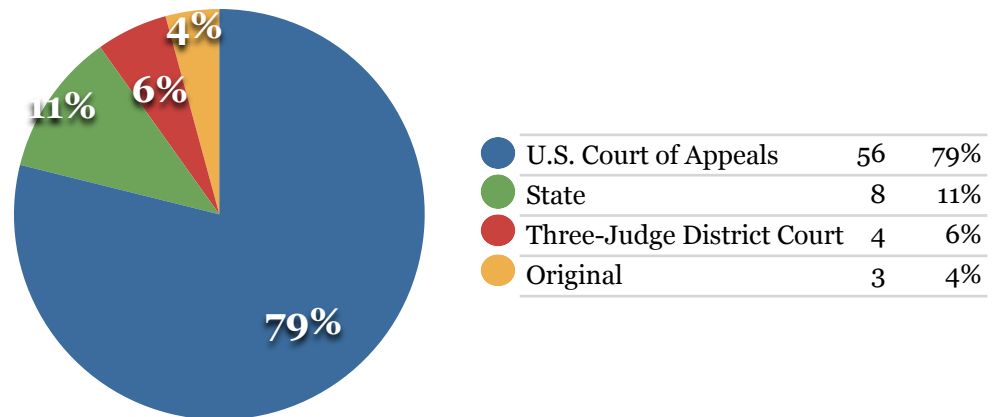
Make-Up of the Merits Docket

The following charts depict different characteristics of the cases that were released with merits opinions. These charts include information about cases disposed of with signed opinions, summary reversals, or affirmances by an equally divided court.

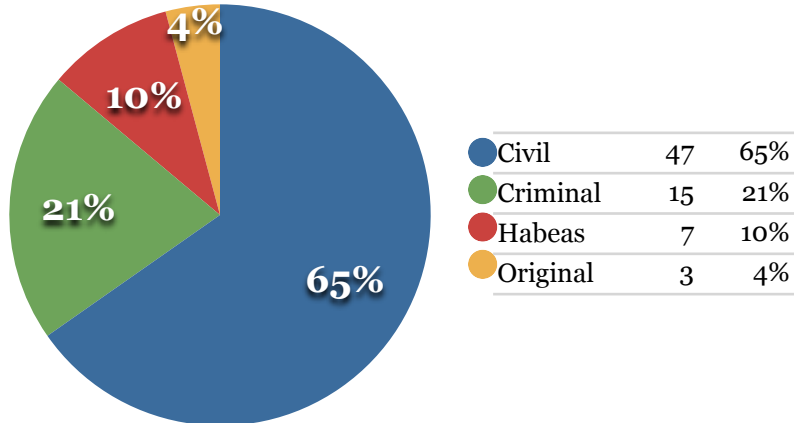
Source of Jurisdiction



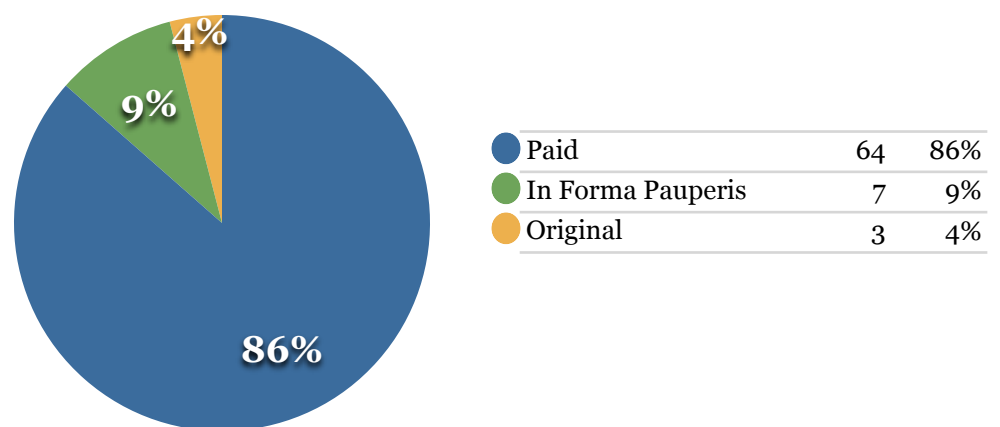
Court Below



Nature



Docket*

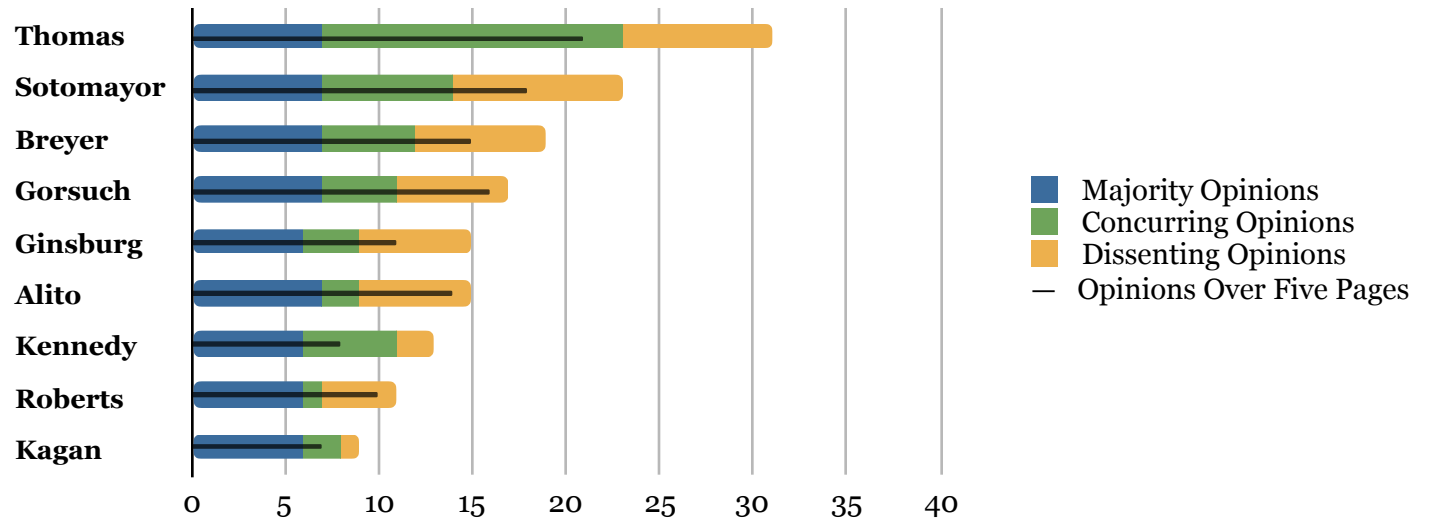


* Technically, all paid and in forma pauperis cases have been on the same docket since 1971, with paid cases beginning each year with case number 1, and IFP cases beginning at number 5001. Original cases remain on a separate docket and follow a separate numbering convention. For more information on the dockets, see EUGENE GRESSMAN ET AL., SUPREME COURT PRACTICE 55–56 (9th ed. 2007).

Total Opinion Authorship

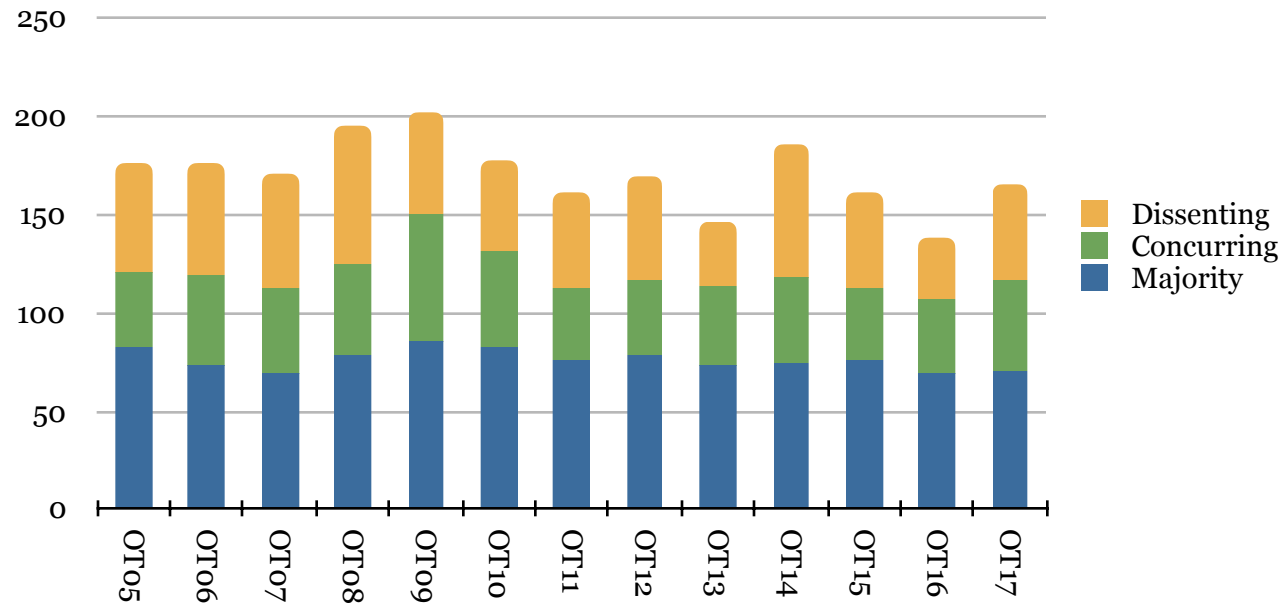
The number of opinions five pages or longer is included in parentheses and represented by a black line in the chart below.

	Total Opinions	Majority Opinions	Concurring Opinions	Dissenting Opinions
Roberts	11 (10)	6 (6)	1 (0)	4 (4)
Kennedy	13 (8)	6 (6)	5 (0)	2 (2)
Thomas	31 (21)	7 (7)	16 (6)	8 (8)
Ginsburg	15 (11)	6 (6)	3 (0)	6 (5)
Breyer	19 (15)	7 (7)	5 (1)	7 (7)
Alito	15 (14)	7 (7)	2 (1)	6 (6)
Sotomayor	23 (18)	7 (7)	7 (3)	9 (8)
Kagan	9 (7)	6 (5)	2 (1)	1 (1)
Gorsuch	17 (16)	7 (7)	4 (3)	6 (6)
Per Curiam	12 (8)	12 (8)	- (-)	- (-)
	165 (128)	71 (66)	45 (15)	49 (47)



Total Opinions Over Time

Term	Majority Opinions	Concurring Opinions	Dissenting Opinions	Total Opinions
OT05	82	39	56	177
OT06	73	46	57	176
OT07	69	43	59	171
OT08	79	46	71	196
OT09	86	65	51	202
OT10	82	49	47	178
OT11	76	37	48	161
OT12	78	39	52	169
OT13	73	41	32	146
OT14	74	44	68	186
OT15	76	36	50	162
OT16	69	38	32	139
OT17	71	45	49	165
Average	76	44	52	171



Opinions Authored by Each Justice

		Roberts	Kennedy	Thomas	Ginsburg	Breyer	Alito	Sotomayor	Kagan	Gorsuch	PC	
Majority Opinions	1	Hall	Jesner	Wesby	Hamer	Class	Jennings	NAM	U.S. Bank	Smith	Kernan	71
	2	Sanchez-Gomez	Byrd	Patchak	Artis	Marinello	Ayestas	Rubin	Cyan	Texas	Dunn	
	3	MN Voter's	Masterpiece	Encino Motorcars	Digital Realty	Wilson	NCAA	Merit	Dimaya	SAS Institute	In re U.S.	
	4	Gill	Hughes	Oil States	McCoy	Dahda	Koons	Collins	Sveen	Epic	Tharpe	
	5	Carpenter	Lozman	WesternGeco	China Agritech	Lagos	Husted	Lamar	Lucia	Upper Skagit	CNH	
	6	Hawaii	Wayfair	AmEx	Animal Sci.	Chavez-Meza	Perez	Rosales-Mireles	Ortiz	Wisconsin Cent.	Montana	
	7			NIFLA		Florida	Janus	Pereira		Currier	Kisela	
	8										Azar	
	9										Benisek	
	10										Sause	
	11										Sexton	
	12										Covington	
	13											
	14											
	15											
Concurring Opinions	1	Upper Skagit	U.S. Bank	Digital Realty	Dunn	Dunn	Jesner	Wesby	Masterpiece	Dimaya	45	
	2		Pereira	Jennings	Wesby	Patchak	Byrd	Digital Realty	Gill	Jesner		
	3		Currier	Jesner	Patchak	Oil States		Patchak		Masterpiece		
	4		Hawaii	Byrd		NCAA		U.S. Bank		Wayfair		
	5		NIFLA	NCAA		Lucia		Ayestas				
	6			Epic				Hughes				
	7			Collins				China Agritech				
	8			Masterpiece								
	9			Husted								
	10			Gill								
	11			Wayfair								
	12			Lucia								
	13			Ortiz								
	14			Perez								
	15			Hawaii								
	16			Covington								
	17											
Dissenting Opinions	1	Patchak	Chavez-Meza	Tharpe	Encino Motorcars	Jennings	Class	Smith	Janus	Artis	49	
	2	Dimaya	Carpenter	Marinello	SAS Institute	SAS Institute	McCoy	Kisela		Wilson		
	3	Hughes		Dimaya	NCAA	Husted	Collins	Jesner		Oil States		
	4	Wayfair		Upper Skagit	Epic	Wisconsin Cent.	Pereira	Husted		Sveen		
	5			Lozman	Masterpiece	AmEx	Carpenter	MN Voter's		Carpenter		
	6			Rosales-Mireles	Currier	Hawaii	Ortiz	Lucia		WesternGeco		
	7			Carpenter		NIFLA		Perez				
	8			Florida				Hawaii				
	9							Janus				
	10											
	11											
	12											
	13											
	14											
	15											
Total		11	13	31	15	19	15	23	9	17	12	165

* Plurality opinions, like the one by Justice Thomas in *Patchak v. Zinke*, are treated as majority opinions throughout the Stat Pack.

Workload - Opinions Released Each Week

The chart below demonstrates how many opinions were released by each justice during each opinion week.

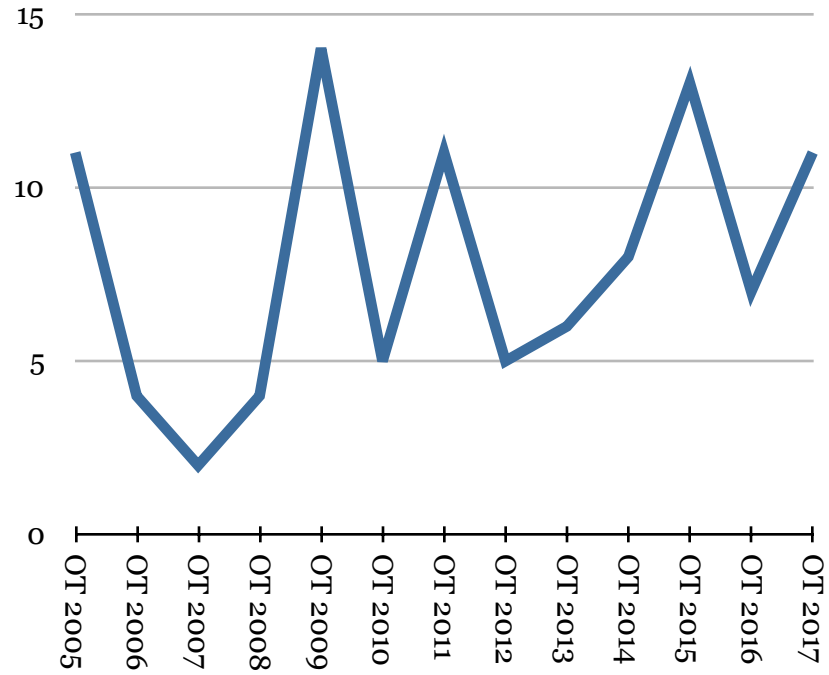
		October			November			December			January			February			March			April			May			June				Total			
		#1	#2	#3	#1	#2	#3	#1	#2	#3	#1	#2	#3	#1	#2	#3	#1	#2	#3	#1	#2	#3	#1	#2	#3	#1	#2	#3	#4				
JGR	Majority																																6
	Concurring															1									1								1
	Dissenting																1																4
Total																																	11
AMK	Majority																																6
	Concurring																																5
	Dissenting																																2
Total																																	13
CT	Majority																																7
	Concurring																																16
	Dissenting																																8
Total																																	31
RBG	Majority																																6
	Concurring																																3
	Dissenting																																6
Total																																	15
SGB	Majority																																7
	Concurring																																5
	Dissenting																																7
Total																																	19
SAA	Majority																																7
	Concurring																																2
	Dissenting																																6
Total																																	15
SMS	Majority																																7
	Concurring																																7
	Dissenting																																9
Total																																	23
EK	Majority																																6
	Concurring																																2
	Dissenting																																1
Total																																	9
NMG	Majority																																7
	Concurring																																4
	Dissenting																																6
Total																																	17

Workload - Slip Pages Released Each Week

		October			November			December			January			February			March			April			May			June				Total
		#1	#2	#3	#1	#2	#3	#1	#2	#3	#1	#2	#3	#1	#2	#3	#1	#2	#3	#1	#2	#3	#1	#2	#3	#1	#2	#3	#4	
JGR	Majority																18					12			19	45	39	133		
	Concurring																							3					3	
	Dissenting												16							15					6		8		45	
	Total											16				18			15			12	3		6	19	53	39	181	
AMK	Majority																					29			32			113		
	Concurring													2												5	4	11		
	Dissenting																									30		30		
	Total												2					29			15			32		72	4	154		
CT	Majority										19		16				11		17							10	40	113		
	Concurring												3	13					1			8	2	9	14	3	16	12	81	
	Dissenting									13					12				32				14			38	37	146		
	Total								13	19	3	29		12		11		32	18		8	16	9	14	3	64	89	340		
RBG	Majority					10																13						89		
	Concurring						1																					6		
	Dissenting																											69		
	Total					11																18	30		8	27	15	164		
SGB	Majority											11				11					11		8			10	37	100		
	Concurring						3						2									3					14	23		
	Dissenting												33							10						19	11	133		
	Total					3						11	35		11				11	11		15		8		19	35	256		
SAA	Majority															31		19							7	21		90	199	
	Concurring																											8		
	Dissenting												18							7					12	6		74	110	
	Total											18	31		19				7					44	6	7	21	74	317	
SMS	Majority										20	16	19											14		15		35	119	
	Concurring											1	3	2	7	11										4	7		35	
	Dissenting												15														13	5	75	157
	Total										21	34	21	7	11		15							14		19	20	40	75	311
EK	Majority														11	24											14	13	87	
	Concurring																												18	
	Dissenting																											28	28	
	Total														11	24										4	14	27	28	133
NMG	Majority												9		7												26		88	
	Concurring																												47	
	Dissenting												18														12	2	85	
	Total											18	9	7													12	11	58	220

Summary Reversals

Term	Summary Reversals
OT05	11
OT06	4
OT07	2
OT08	4
OT09	14
OT10	5
OT11	11
OT12	5
OT13	6
OT14	8
OT15	13
OT16	7
OT17	11
Average	8

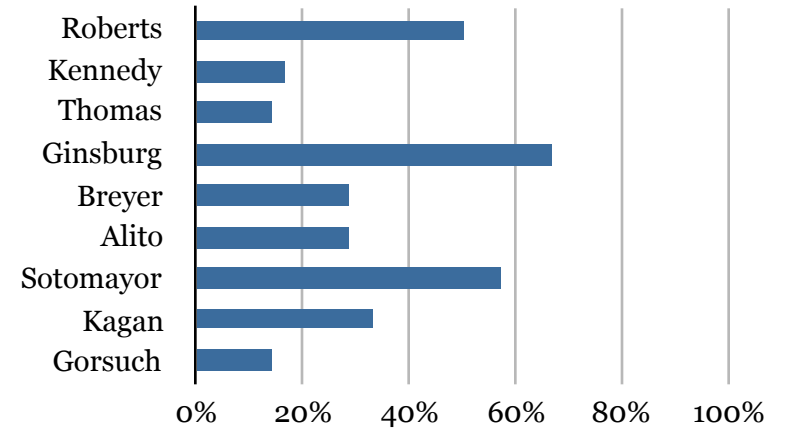


Majority Opinion Authorship

Majority Opinions Authored

	Total	9-0	8-1	7-2	6-3	5-4	Average Strength of the Majority
Roberts	6	3	-	1	-	2	7.3
Kennedy	6	1	1	1	1	2	6.7
Thomas	7	1	-	2	1	3	6.3
Ginsburg	6	4	-	-	1	1	7.8
Breyer	7	2	-	1	3	1	7.2
Alito	7	2	-	1	-	4	6.4
Sotomayor	7	4	2	1	-	-	8.4
Kagan	6	2	1	2	-	1	7.5
Gorsuch	7	1	-	1	-	5	5.3
	59	20	4	10	6	19	7.2

Percentage of Majority Opinions Decided with Unanimous Judgment



Authorship as a Percentage of Similar Opinions

	9-0	8-1	7-2	6-3	5-4
Roberts	15%	-	10%	-	11%
Kennedy	5%	25%	10%	17%	11%
Thomas	5%	-	20%	17%	16%
Ginsburg	20%	-	-	17%	5%
Breyer	10%	-	10%	50%	5%
Alito	10%	-	10%	-	21%
Sotomayor	20%	50%	10%	-	-
Kagan	10%	25%	20%	-	5%
Gorsuch	5%	-	10%	-	26%
	100% (20)	100% (4)	100% (10)	100% (6)	100% (19)

Days Between Argument and Opinion

Majority Opinion Author	Days
Ginsburg	74d
Sotomayor	94d
Thomas	104d
Gorsuch	109d
Breyer	109d
Alito	122d
Kagan	122d
Kennedy	124d
Roberts	125d
	109d

Strength of the Majority

Argument Sitting	Decided	9-0	8-1	7-2	6-3	5-4	Average Strength of the Majority	Number of Opinions Per Case
October	9	4	-	-	1	4	6.9	2.8
November	6	3	-	-	2	1	7.3	2.5
December	10	3	-	4	-	3	7.0	2.9
January	9	3	1	1	1	3	7.0	2.6
February	7	1	1	2	-	3	6.6	2.1
March	8	4	1	1	1	1	7.8	2.0
April	11	3	1	2	1	4	6.8	2.5
Summary Reversal	11	7	2	1	1	-	8.5	1.5
	71	28	6	11	7	19	7.2	2.3

Cases Affirmed by an Equally Divided Court

Term	Total
OT05	0
OT06	0
OT07	2
OT08	0
OT09	0
OT10	2
OT11	0
OT12	0
OT13	0
OT14	0
OT15	4
OT16	0
OT17	1
Average	0.7

Recusals

Justice	Total
Kagan	3
Gorsuch	3
Kennedy	1
Roberts	-
Thomas	-
Ginsburg	-
Breyer	-
Alito	-
Sotomayor	-
	7

Solo Dissents

Justice	Total (OT17)	Average* (OT05-OT16)
Alito	2	0.5
Thomas	1	2.2
Gorsuch	1	0.0
Roberts	-	0.0
Kennedy	-	0.1
Ginsburg	-	1.0
Breyer	-	0.3
Sotomayor	-	1.0
Kagan	-	0.0
	4	6.3

* Averages consider only the terms during which a justice served on the court. Chief Justice Roberts and Justice Kagan have never filed a lone dissenting vote.

Unanimity

To take a closer look at unanimity at the court, we created three distinct measures of unanimity. The measures of unanimity are defined as follows:

Measure #1: When all justices simply voted for the same judgment – i.e., whether to affirm or reverse the judgment below. This is the broadest measure of unanimity because it allows for justices to write separate opinions – and sometimes even conflicting ones – as long as each justice voted to affirm or reverse the decision below.

Measure #2: When all justices joined some part of the same majority opinion, but one or more justices (1) wrote separately to state an individual position or (2) did not join the majority opinion in full.

Measure #3: When all justices joined a single majority opinion in full, and without any justices writing separate concurring opinions. This is the narrowest measure of unanimity because it requires that the justices agree in full and without any written reservations or additions.

	Measure #3	<i>All Justices In Total Agreement</i>	19	26%
	Measure #2	<i>All Justices Join The Majority Opinion</i>	25	35%
	Measure #1	<i>All Justices Vote For The Same Judgment</i>	28	39%

Divided	<i>Justices Disagree On Whether To Affirm, Reverse, Or Vacate The Decision Below</i>	44	61%
----------------	--	-----------	------------

* Note that Measure #2 incorporates the cases captured in Measure #1, just as Measure #3 captures those cases included in Measures #1 and #2. For more information on our measures of unanimity, see Kedar S. Bhatia, *A Few Notes On Unanimity*, SCOTUSBLOG (July 10, 2014 10:40 AM), <http://www.scotusblog.com/2014/07/a-few-notes-on-unanimity/>.

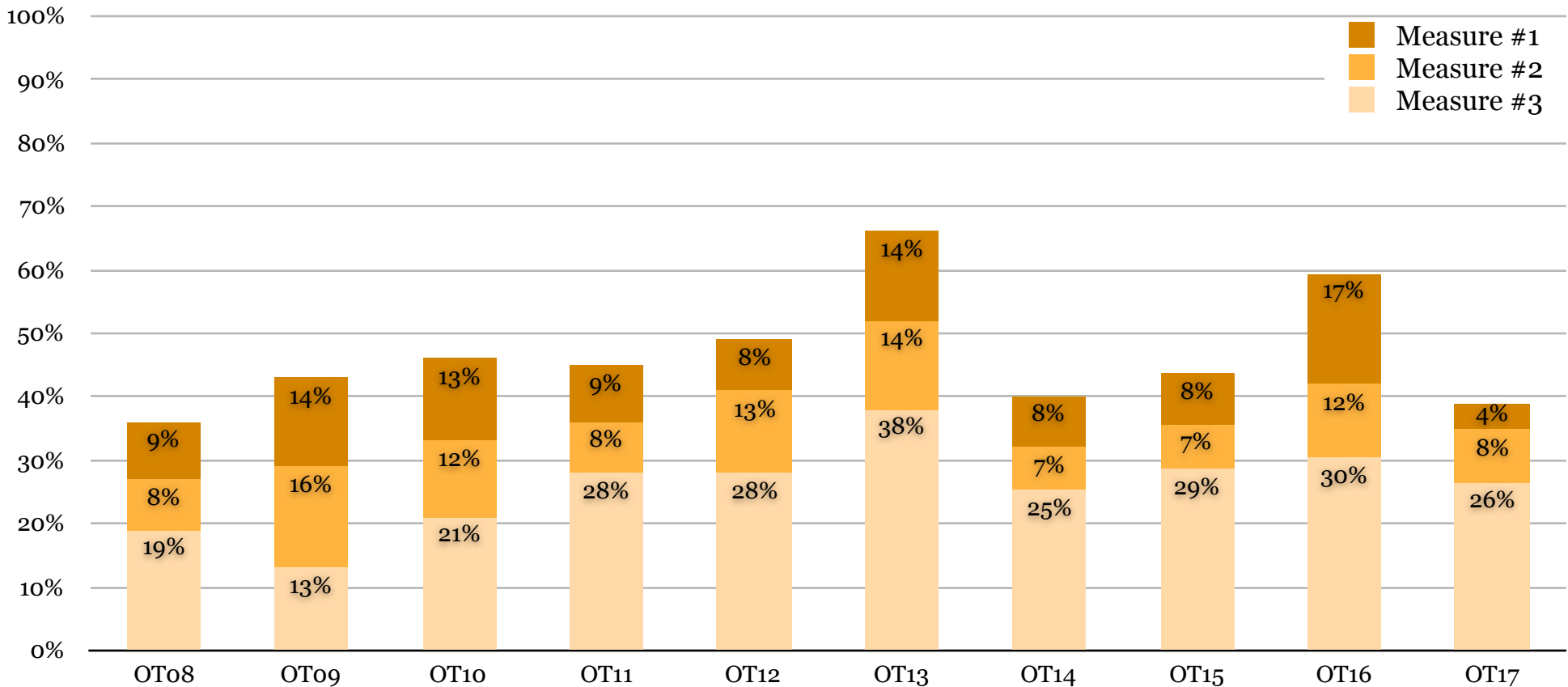
Unanimity

To take a closer look at unanimity at the court, we created three distinct measures of unanimity. The measures of unanimity are defined as follows:

Measure #1: When all justices simply voted for the same judgment – i.e., whether to affirm or reverse the judgment below. This is the broadest measure of unanimity because it allows for justices to write separate opinions – and sometimes even conflicting ones – as long as each justice voted to affirm or reverse the decision below.

Measure #2: When all justices joined some part of the same majority opinion, but one or more justices (1) wrote separately to state an individual position or (2) did not join the majority opinion in full.

Measure #3: When all justices joined a single majority opinion in full, and without any justices writing separate concurring opinions. This is the narrowest measure of unanimity because it requires that the justices agree in full and without any written reservations or additions.



Frequency in the Majority

The following charts measure how frequently each justice has voted with the majority during October Term 2017. The charts include summary reversals, count consolidated cases separately, and do not include cases that were dismissed.

All Cases

Justice	Votes	Frequency in Majority	OT16	OT15	OT14	OT13	OT12	OT11	OT10	
Roberts	73	68	93%	93%	92%	80%	92%	86%	92%	91%
Kennedy	73	67	92%	97%	98%	88%	92%	91%	93%	94%
Gorsuch	71	60	85%	82%	-	-	-	-	-	-
Thomas	73	59	81%	82%	72%	61%	88%	79%	86%	88%
Alito	73	58	79%	86%	84%	72%	88%	79%	83%	86%
Kagan	70	52	74%	93%	95%	85%	92%	81%	82%	81%
Ginsburg	73	53	73%	85%	88%	86%	85%	79%	70%	74%
Breyer	73	53	73%	90%	94%	92%	88%	83%	76%	79%
Sotomayor	73	50	68%	90%	83%	89%	82%	79%	80%	81%

Divided Cases

Justice	Votes	Frequency in Majority	OT16	OT15	OT14	OT13	OT12	OT11	OT10	
Roberts	45	40	89%	83%	84%	66%	76%	73%	86%	83%
Kennedy	45	39	87%	93%	96%	80%	84%	83%	88%	88%
Gorsuch	44	33	75%	63%	-	-	-	-	-	-
Thomas	45	31	69%	57%	49%	34%	64%	60%	74%	76%
Alito	45	30	67%	67%	70%	52%	63%	59%	69%	74%
Kagan	44	26	59%	83%	91%	75%	75%	63%	67%	67%
Ginsburg	45	25	56%	63%	78%	77%	56%	60%	45%	50%
Breyer	45	25	56%	77%	89%	86%	64%	67%	57%	60%
Sotomayor	45	22	49%	76%	68%	82%	46%	59%	64%	64%

5-4 Cases

Alignment of the Majority

Majority	19	Cases
Roberts, Kennedy, Thomas, Alito, Gorsuch	14	<i>Epic, Jesner, SAS Institute, Husted, Jennings, Smith, Encino Motorcars, Janus, Currier, AmEx, NIFLA, Perez, Wisconsin Cent., Hawaii</i>
Roberts, Ginsburg, Breyer, Sotomayor, Kagan	2	<i>Artis, Carpenter</i>
Roberts, Kennedy, Ginsburg, Breyer, Sotomayor	1	<i>Florida</i>
Kennedy, Thomas, Ginsburg, Alito, Gorsuch	1	<i>Wayfair</i>
Ginsburg, Breyer, Sotomayor, Kagan, Gorsuch	1	<i>Dimaya</i>

Term	Number of 5-4 Opinions	Percentage of Total Opinions	Percentage of 5-4 Split Ideological	Conservative Victory* (Percentage of Ideological)	Conservative Victory (Percentage of All 5-4)	Number of Different Alignments
OT05	11	12%	73%	63%	45%	7
OT06	24	33%	79%	68%	54%	6
OT07	12	17%	67%	50%	33%	6
OT08	23	29%	70%	69%	48%	7
OT09	16	19%	69%	73%	50%	7
OT10	16	20%	88%	71%	63%	4
OT11	15	20%	67%	50%	33%	7
OT12	23	29%	70%	63%	43%	7
OT13	10	14%	60%	67%	40%	7
OT14	19	26%	68%	38%	26%	7
OT15	4	5%	100%	25%	25%	2
OT16	7	10%	86%	33%	29%	3
OT17	19	26%	74%	100%	74%	5
Average	15	0	1	1	0	6

* For the purposes of this chart, a “Conservative Victory” occurs whenever the majority consists of Chief Justice Roberts and Justices Kennedy, Thomas, Alito and Gorsuch.

5-4 Cases

Membership in a 5-4 Majority

Justice	Cases Decided	Frequency in Majority		OT16	OT15	OT14	OT13	OT12	OT11	OT10
Roberts	19	17	89%	29%	25%	53%	70%	61%	67%	63%
Kennedy	19	16	84%	86%	100%	74%	100%	87%	80%	88%
Gorsuch	19	16	84%	67%	-	-	-	-	-	-
Thomas	19	15	79%	43%	25%	37%	50%	65%	67%	75%
Alito	19	15	79%	29%	25%	47%	60%	57%	60%	63%
Ginsburg	19	5	26%	71%	75%	63%	40%	43%	33%	38%
Breyer	19	4	21%	71%	75%	74%	50%	48%	47%	31%
Sotomayor	19	4	21%	71%	75%	68%	30%	39%	47%	38%
Kagan	18	3	17%	71%	50%	53%	50%	43%	40%	38%

5-4 Majority Opinion Authorship

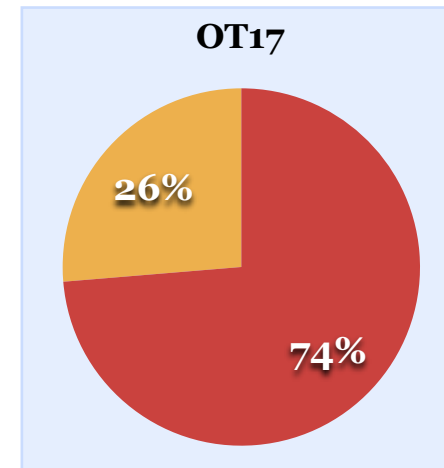
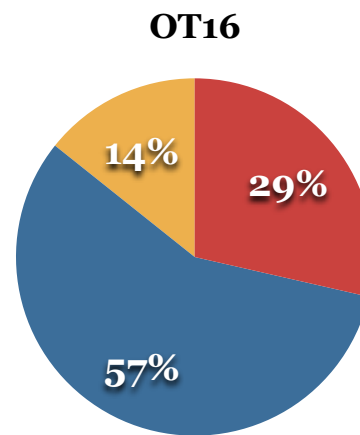
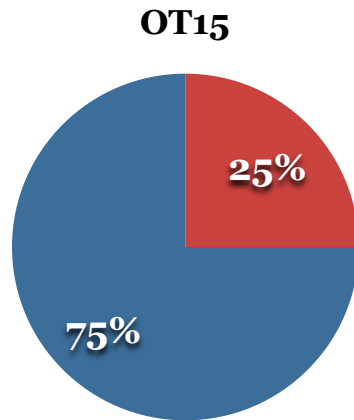
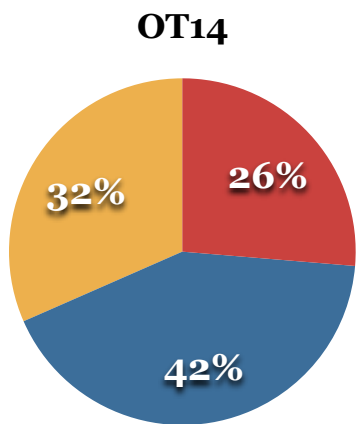
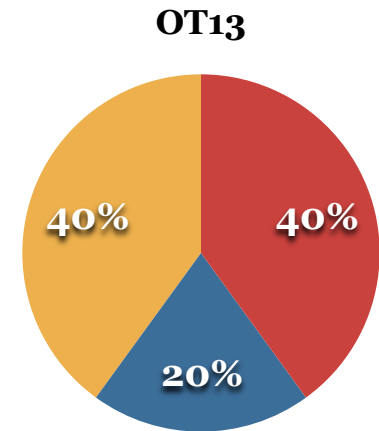
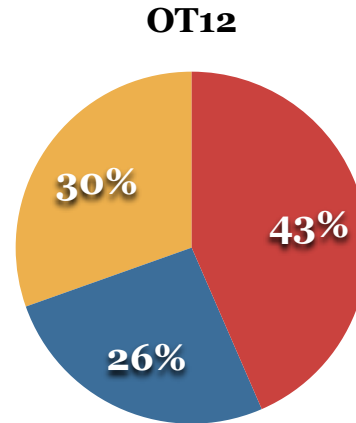
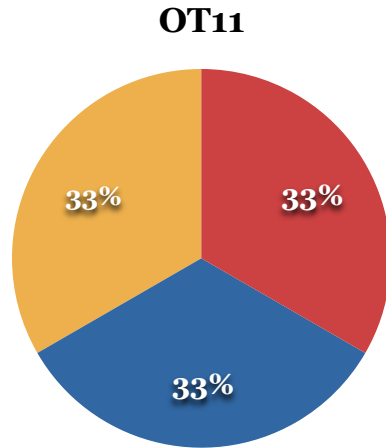
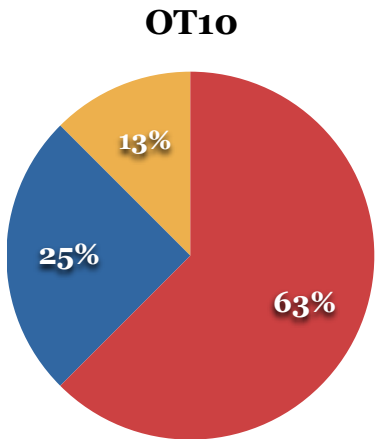
These percentages consider how often a justice authors the majority opinion when that justice is in the majority.*

Justice	Cases Decided	Frequency in the Majority	Opinions Authored	Frequency as Author	OT16	OT15	OT14	OT13	OT12	OT11	OT10
Kagan	18	3	1	33%	20%	0%	10%	60%	10%	17%	0%
Gorsuch	19	16	5	31%	0%	-	-	-	-	-	-
Alito	19	15	4	27%	0%	100%	33%	33%	46%	33%	0%
Breyer	19	4	1	25%	20%	33%	21%	0%	18%	43%	20%
Thomas	19	15	3	20%	33%	0%	0%	20%	13%	0%	33%
Ginsburg	19	5	1	20%	20%	0%	25%	0%	10%	0%	33%
Kennedy	19	16	2	13%	50%	50%	14%	30%	20%	33%	21%
Roberts	19	17	2	12%	0%	0%	20%	14%	14%	10%	30%
Sotomayor	19	4	0	0%	0%	0%	15%	0%	22%	29%	17%

* Percentages represent the number of majority opinions authored divided by the number of times a justice was in the majority for a signed opinion.

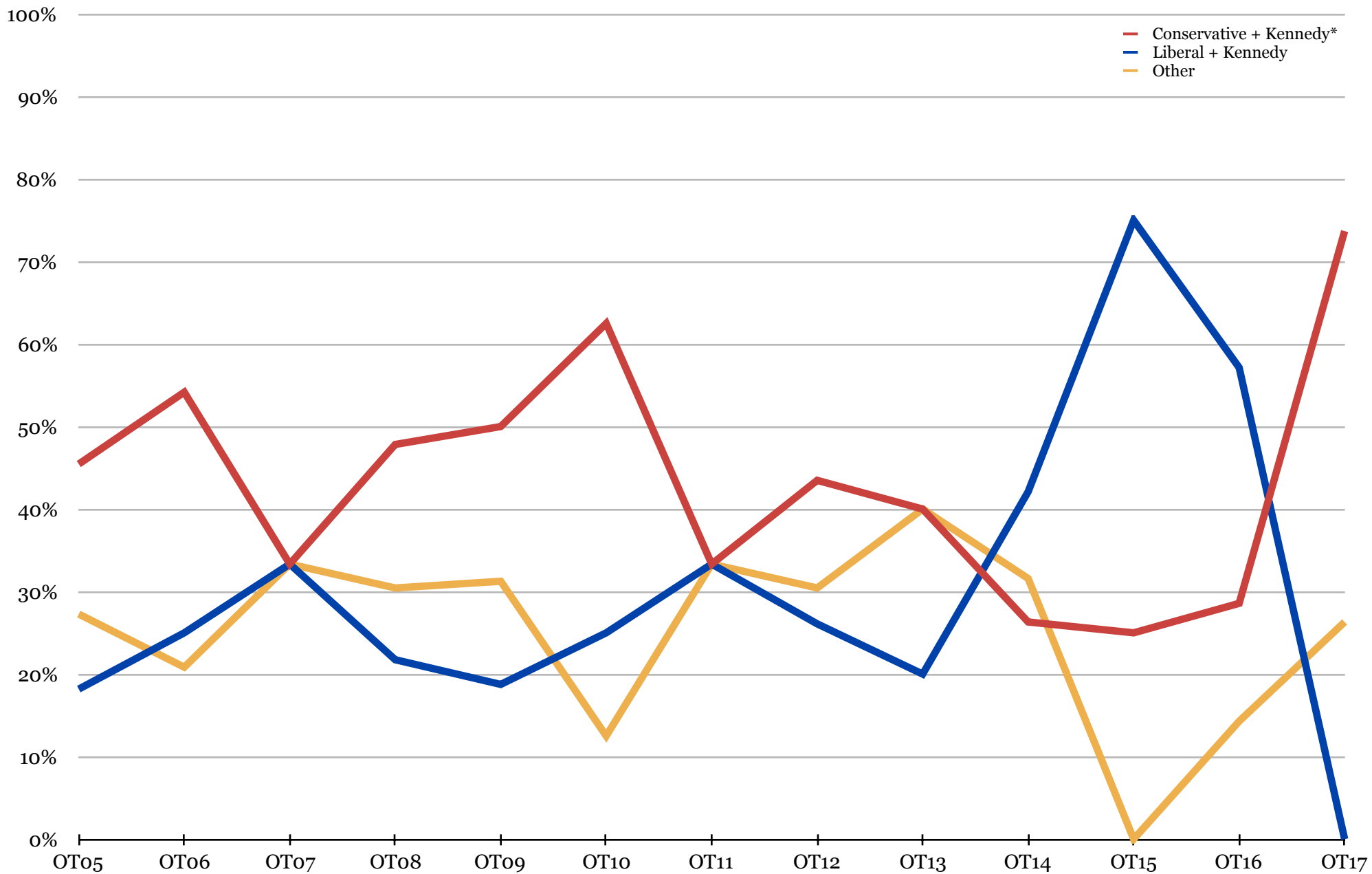
5-4 Cases

- Conservative + Kennedy
- Liberal + Kennedy
- Other



*Conservative = Roberts, Kennedy, Scalia/Gorsuch, Thomas, Alito;
Liberal = Kennedy, Ginsburg, Breyer, Sotomayor, Kagan

5-4 Cases



*The conservative line includes the combination of Roberts, Kennedy, Scalia/Gorsuch, Thomas and Alito; the liberal line counts the combination of Kennedy, Stevens/Kagan, Souter/Sotomayor, Ginsburg and Breyer. All other alignments of five-justice majorities are grouped into the "other" category.

Majority Opinion Distribution by Senior Justices

For each case decided with a merits opinion, the author of the majority opinion is selected by the most senior justice who votes with the majority. For example, in *Sessions v. Dimaya*, a 5-4 decision in which Justices Ginsburg, Breyer, Sotomayor, Kagan, and Gorsuch voted in the majority, Justice Ginsburg (the most senior justice in the majority) assigned authorship duties to Justice Kagan (the author of the majority opinion). The tables below demonstrate how the five most senior justices on the court assigned majority opinions during OT17 when they had the chance. For unanimous cases we have showed only statistics for Chief Justice Roberts because he is always the most senior justice in the majority for unanimous opinions.

Unanimous Cases

	Roberts	Kennedy	Thomas	Ginsburg	Breyer	Alito	Sotomayor	Kagan	Gorsuch
Roberts (20)	3	1	1	4	2	2	4	2	1

5-4 Cases

	Roberts	Kennedy	Thomas	Ginsburg	Breyer	Alito	Sotomayor	Kagan	Gorsuch
Roberts (17)	2	1	3	1	1	4	0	0	5
Kennedy (1)		1	0	0	0	0	0	0	0
Thomas (0)			0	0	0	0	0	0	0
Ginsburg (1)				0	0	0	0	1	0
Breyer (0)					0	0	0	0	0

Justice Agreement - All Cases

	Kennedy		Thomas		Ginsburg		Breyer		Alito		Sotomayor		Kagan		Gorsuch		Total
Roberts	59	83%	38	54%	43	61%	43	61%	49	69%	39	55%	46	68%	45	65%	71
	64	90%	54	76%	47	66%	49	69%	54	76%	46	65%	49	72%	56	81%	
	64	90%	56	79%	48	68%	50	70%	55	77%	47	66%	49	72%	57	83%	
	7	10%	15	21%	23	32%	21	30%	16	23%	24	34%	19	28%	12	17%	
Kennedy	37	52%	39	55%	37	52%	48	68%	35	49%	42	62%	44	64%	71		
	57	80%	46	65%	46	65%	57	80%	45	63%	48	71%	57	83%			
	59	83%	47	66%	47	66%	58	82%	46	65%	48	71%	59	86%			
	12	17%	24	34%	24	34%	13	18%	25	35%	20	29%	10	14%			
Thomas	26	37%	26	37%	50	70%	23	32%	30	44%	45	65%	71				
	36	51%	36	51%	65	92%	33	46%	38	56%	55	80%					
	39	55%	39	55%	66	93%	36	51%	40	59%	56	81%					
	32	45%	32	45%	5	7%	35	49%	28	41%	13	19%					
Ginsburg	57	80%	29	41%	61	86%	54	79%	30	43%	71						
	61	86%	35	49%	65	92%	58	85%	38	55%							
	63	89%	38	54%	68	96%	61	90%	40	58%							
	8	11%	33	46%	3	4%	7	10%	29	42%							
Breyer	29	41%	55	77%	57	84%	32	46%	71								
	36	51%	62	87%	62	91%	40	58%									
	38	54%	64	90%	63	93%	42	61%									
	33	46%	7	10%	5	7%	27	39%									
Alito	24	34%	33	49%	47	68%	71										
	32	45%	37	54%	56	81%											
	35	49%	39	57%	57	83%											
	36	51%	29	43%	12	17%											
Sotomayor	50	74%	28	41%	71												
	58	85%	36	52%													
	62	91%	38	55%													
	6	9%	31	45%													
Kagan	34	52%	68														
	41	62%															
	42	64%															
	24	36%															
Gorsuch																69	

Key

Fully Agree
Agree in Full or Part
Agree in Full, Part or Judgment Only
Disagree in Judgment

Justice Agreement - Non-Unanimous Cases

	Kennedy		Thomas		Ginsburg		Breyer		Alito		Sotomayor		Kagan		Gorsuch		Total
Roberts	32	74%	15	35%	19	44%	18	42%	24	56%	18	42%	21	50%	23	55%	43
	36	84%	27	63%	20	47%	21	49%	27	63%	20	47%	23	55%	30	71%	
	36	84%	28	65%	20	47%	22	51%	27	63%	19	44%	23	55%	30	71%	
	7	16%	15	35%	23	53%	21	49%	16	37%	24	56%	19	45%	12	29%	
Kennedy	14	33%	16	37%	13	30%	25	58%	14	33%	18	43%	22	52%	22	52%	43
	30	70%	19	44%	18	42%	30	70%	19	44%	22	52%	31	74%	31	74%	
	31	72%	19	44%	19	44%	30	70%	18	42%	22	52%	32	76%	32	76%	
	12	28%	24	56%	24	56%	13	30%	25	58%	20	48%	10	24%	10	24%	
Thomas	6	14%	4	9%	25	58%	4	9%	9	21%	18	43%	18	43%	18	43%	43
	10	23%	9	21%	37	86%	8	19%	13	31%	28	67%	28	67%	28	67%	
	11	26%	11	26%	38	88%	8	19%	14	33%	29	69%	29	69%	29	69%	
	32	74%	32	74%	5	12%	35	81%	28	67%	13	31%	13	31%	13	31%	
Ginsburg	33	77%	8	19%	37	86%	31	74%	11	26%	11	26%	11	26%	11	26%	43
	35	81%	9	21%	40	93%	33	79%	13	31%	13	31%	13	31%	13	31%	
	35	81%	10	23%	40	93%	35	83%	13	31%	13	31%	13	31%	13	31%	
	8	19%	33	77%	3	7%	7	17%	29	69%	29	69%	29	69%	29	69%	
Breyer	6	14%	32	74%	33	79%	11	26%	11	26%	11	26%	11	26%	11	26%	43
	9	21%	36	84%	36	86%	14	33%	14	33%	14	33%	14	33%	14	33%	
	10	23%	36	84%	37	88%	15	36%	15	36%	15	36%	15	36%	15	36%	
	33	77%	7	16%	5	12%	27	64%	27	64%	27	64%	27	64%	27	64%	
Alito	5	12%	11	26%	22	52%	22	52%	22	52%	22	52%	22	52%	22	52%	43
	7	16%	12	29%	29	69%	29	69%	29	69%	29	69%	29	69%	29	69%	
	7	16%	13	31%	30	71%	30	71%	30	71%	30	71%	30	71%	30	71%	
	36	84%	29	69%	12	29%	12	29%	12	29%	12	29%	12	29%	12	29%	
Sotomayor	30	71%	9	21%	9	21%	9	21%	9	21%	9	21%	9	21%	9	21%	43
	34	81%	12	29%	12	29%	12	29%	12	29%	12	29%	12	29%	12	29%	
	36	86%	11	26%	11	26%	11	26%	11	26%	11	26%	11	26%	11	26%	
	6	14%	31	74%	31	74%	31	74%	31	74%	31	74%	31	74%	31	74%	
Kagan	14	34%	14	34%	14	34%	14	34%	14	34%	14	34%	14	34%	14	34%	42
	17	41%	17	41%	17	41%	17	41%	17	41%	17	41%	17	41%	17	41%	
	17	41%	17	41%	17	41%	17	41%	17	41%	17	41%	17	41%	17	41%	
	24	59%	24	59%	24	59%	24	59%	24	59%	24	59%	24	59%	24	59%	
Gorsuch																	42

Key
Fully Agree
Agree in Full or Part
Agree in Full, Part or Judgment Only
Disagree in Judgment

Justice Agreement - 5-4 Cases

	Kennedy		Thomas		Ginsburg		Breyer		Alito		Sotomayor		Kagan		Gorsuch		Total
Roberts	13	68%	7	37%	3	16%	4	21%	13	68%	4	21%	3	17%	10	53%	19
	16	84%	15	79%	3	16%	4	21%	15	79%	5	26%	3	17%	14	74%	
	16	84%	15	79%	3	16%	4	21%	15	79%	4	21%	3	17%	14	74%	
	3	16%	4	21%	16	84%	15	79%	4	21%	15	79%	15	83%	5	26%	
Kennedy	7	37%	2	11%	1	5%	14	74%	1	5%	0	0%	10	53%	19		
	18	95%	2	11%	1	5%	18	95%	2	11%	0	0%	16	84%			
	18	95%	2	11%	1	5%	18	95%	1	5%	0	0%	17	89%			
	1	5%	17	89%	18	95%	1	5%	18	95%	18	100%	2	11%			
Thomas	0	0%	0	0%	9	47%	0	0%	1	6%	10	53%	19				
	1	5%	0	0%	19	100%	1	5%	1	6%	17	89%					
	1	5%	0	0%	19	100%	0	0%	1	6%	18	95%					
	18	95%	19	100%	0	0%	19	100%	17	94%	1	5%					
Ginsburg	17	89%	1	5%	17	89%	14	78%	0	0%	19						
	17	89%	1	5%	18	95%	15	83%	2	11%							
	18	95%	1	5%	18	95%	16	89%	2	11%							
	1	5%	18	95%	1	5%	2	11%	17	89%							
Breyer	0	0%	17	89%	16	89%	0	0%	19								
	0	0%	18	95%	17	94%	1	5%									
	0	0%	19	100%	17	94%	1	5%									
	19	100%	0	0%	1	6%	18	95%									
Alito	0	0%	1	6%	12	63%	19										
	1	5%	1	6%	17	89%											
	0	0%	1	6%	18	95%											
	19	100%	17	94%	1	5%											
Sotomayor	14	78%	0	0%	19												
	16	89%	2	11%													
	17	94%	1	5%													
	1	6%	18	95%													
Kagan	1	6%	18														
	2	11%															
	2	11%															
	16	89%															
Gorsuch		19															

Key

Fully Agree
Agree in Full or Part
Agree in Full, Part or Judgment Only
Disagree in Judgment

Justice Agreement - Highs and Lows

The following tables list the justice pairs with the highest and lowest agreement rates based on both metrics for justice agreement—i.e., all cases and non-unanimous cases only—when justices agree in full, part or judgment only. Non-unanimous cases are those in which at least one justice dissented; cases that produced only a majority opinion and one or more concurring opinions are not included in that measure.

	Highest Agreement			Lowest Agreement		
All Cases	1	Ginsburg - Sotomayor	95.8%	1	Alito - Sotomayor	49.3%
	2	Thomas - Alito	93.0%	2	Thomas - Sotomayor	50.7%
	3	Breyer - Kagan	92.6%	3	Ginsburg - Alito	53.5%
	4	Sotomayor - Kagan	91.2%	4	Breyer - Alito	53.5%
	5	Roberts - Kennedy	90.1%	5	Thomas - Ginsburg	54.9%
	6	Breyer - Sotomayor	90.1%	6	Thomas - Breyer	54.9%
	7	Ginsburg - Kagan	89.7%	7	Sotomayor - Gorsuch	55.1%
	8	Ginsburg - Breyer	88.7%	8	Alito - Kagan	57.4%
	9	Kennedy - Gorsuch	85.5%	9	Ginsburg - Gorsuch	58.0%
	10	Kennedy - Thomas	83.1%	10	Thomas - Kagan	58.8%

Divided Cases	1	Ginsburg - Sotomayor	93.0%	1	Alito - Sotomayor	16.3%
	2	Thomas - Alito	88.4%	2	Thomas - Sotomayor	18.6%
	3	Breyer - Kagan	88.1%	3	Ginsburg - Alito	23.3%
	4	Sotomayor - Kagan	85.7%	4	Breyer - Alito	23.3%
	5	Roberts - Kennedy	83.7%	5	Thomas - Ginsburg	25.6%
	6	Breyer - Sotomayor	83.7%	6	Thomas - Breyer	25.6%
	7	Ginsburg - Kagan	83.3%	7	Sotomayor - Gorsuch	26.2%
	8	Ginsburg - Breyer	81.4%	8	Ginsburg - Gorsuch	31.0%
	9	Kennedy - Gorsuch	76.2%	9	Alito - Kagan	31.0%
	10	Kennedy - Thomas	72.1%	10	Thomas - Kagan	33.3%

5-4 Cases	1	Thomas - Alito	100.0%	1	Kennedy - Kagan	0.0%
	2	Breyer - Sotomayor	100.0%	2	Thomas - Breyer	0.0%
	3	Kennedy - Thomas	94.7%	3	Thomas - Sotomayor	0.0%
	4	Kennedy - Alito	94.7%	4	Breyer - Alito	0.0%
	5	Thomas - Gorsuch	94.7%	5	Alito - Sotomayor	0.0%
	6	Ginsburg - Breyer	94.7%	6	Kennedy - Breyer	5.3%
	7	Ginsburg - Sotomayor	94.7%	7	Kennedy - Sotomayor	5.3%
	8	Alito - Gorsuch	94.7%	8	Thomas - Ginsburg	5.3%
	9	Breyer - Kagan	94.4%	9	Ginsburg - Alito	5.3%
	10	Sotomayor - Kagan	94.4%	10	Breyer - Gorsuch	5.3%

Time Between Oral Argument and Opinion

The following charts address the time it takes for the court to release opinions following oral argument. The court released 60 merits opinions after argument during OT17.

Argued	Avg.	Total	Remain
October	157d	9	-
November	124d	6	-
December	130d	10	-
January	118d	9	-
February	111d	9	-
March	74d	8	-
April	58d	12	-
Overall	109d	63	0

Average	109d
Median	106d

Shortest	<i>Hamer</i>	29d
Longest	<i>Gill</i>	258d

Averages

OT05	79d
OT06	96d
OT07	94d
OT08	94d
OT09	109d
OT10	106d
OT11	97d
OT12	95d
OT13	94d
OT14	95d
OT15	95d
OT16	92d

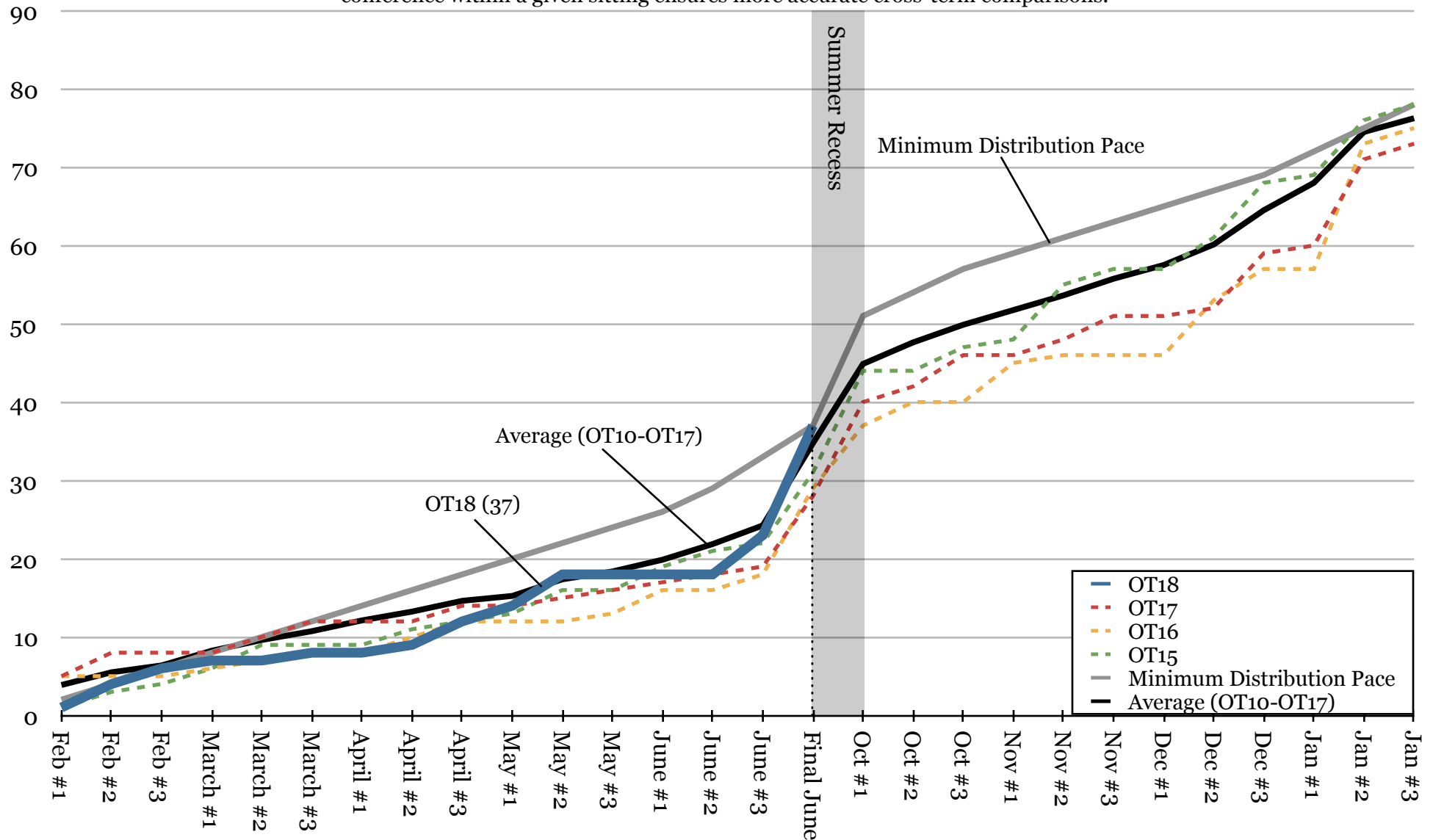
	Rank			Author	Vote	Argued	Decided
Shortest	1	<i>Hamer v. Neighborhood Housing</i>	29d	Ginsburg	9-0	Oct 10, 2017	Nov 8, 2017
	2	<i>Lagos v. U.S.</i>	41d	Breyer	9-0	Apr 18, 2018	May 29, 2018
	3	<i>Lamar v. Appling</i>	48d	Sotomayor	9-0	Apr 17, 2018	Jun 4, 2018
	4	<i>U.S. v. Sanchez-Gomez</i>	49d	Roberts	9-0	Mar 26, 2018	May 14, 2018
	5	<i>Animal Sci. Prods v. Hebei</i>	51d	Ginsburg	9-0	Apr 24, 2018	Jun 14, 2018
	6	<i>Texas v. New Mexico</i>	56d	Gorsuch	9-0	Jan 8, 2018	Mar 5, 2018
	6	<i>Chavez-Meza v. U.S.</i>	56d	Breyer	5-3	Apr 23, 2018	Jun 18, 2018
	8	<i>Pereira v. Sessions</i>	59d	Sotomayor	8-1	Apr 23, 2018	Jun 21, 2018
	8	<i>Lucia v. S.E.C.</i>	59d	Kagan	7-2	Apr 23, 2018	Jun 21, 2018
	10	<i>Upper Skagit v. Lundgren</i>	61d	Gorsuch	7-2	Mar 21, 2018	May 21, 2018

	Rank			Author	Vote	Argued	Decided
Longest	1	<i>Gill v. Whitford</i>	258d	Roberts	9-0	Oct 3, 2017	Jun 18, 2018
	2	<i>Epic v. Lewis</i>	231d	Gorsuch	5-4	Oct 2, 2017	May 21, 2018
	3	<i>Carpenter v. U.S.</i>	205d	Roberts	5-4	Nov 29, 2017	Jun 22, 2018
	4	<i>Sessions v. Dimaya</i>	196d	Kagan	5-4	Oct 3, 2017	Apr 17, 2018
	5	<i>Jesner v. Arab Bank</i>	195d	Kennedy	5-4	Oct 11, 2017	Apr 24, 2018
	6	<i>Masterpiece v. Co. Comm'n</i>	181d	Kennedy	7-2	Dec 5, 2017	Jun 4, 2018
	7	<i>Florida v. Georgia</i>	170d	Breyer	5-4	Jan 8, 2018	Jun 27, 2018
	8	<i>Wilson v. Sellers</i>	169d	Breyer	6-3	Oct 30, 2017	Apr 17, 2018
	9	<i>Murphy v. NCAA</i>	161d	Alito	7-2	Dec 4, 2017	May 14, 2018
	10	<i>Ortiz v. U.S.</i>	157d	Kagan	7-2	Jan 16, 2018	Jun 22, 2018

	Less than 30 days	30-59	60-89	90-119	120-149	150-179	180-209	210-239	More than 240
OT14	0	11	21	21	8	2	2	1	0
OT15	1	17	16	19	5	3	6	0	0
OT16	0	16	21	11	6	5	2	1	0
OT17	1	8	18	12	10	5	4	1	1

Pace of Grants

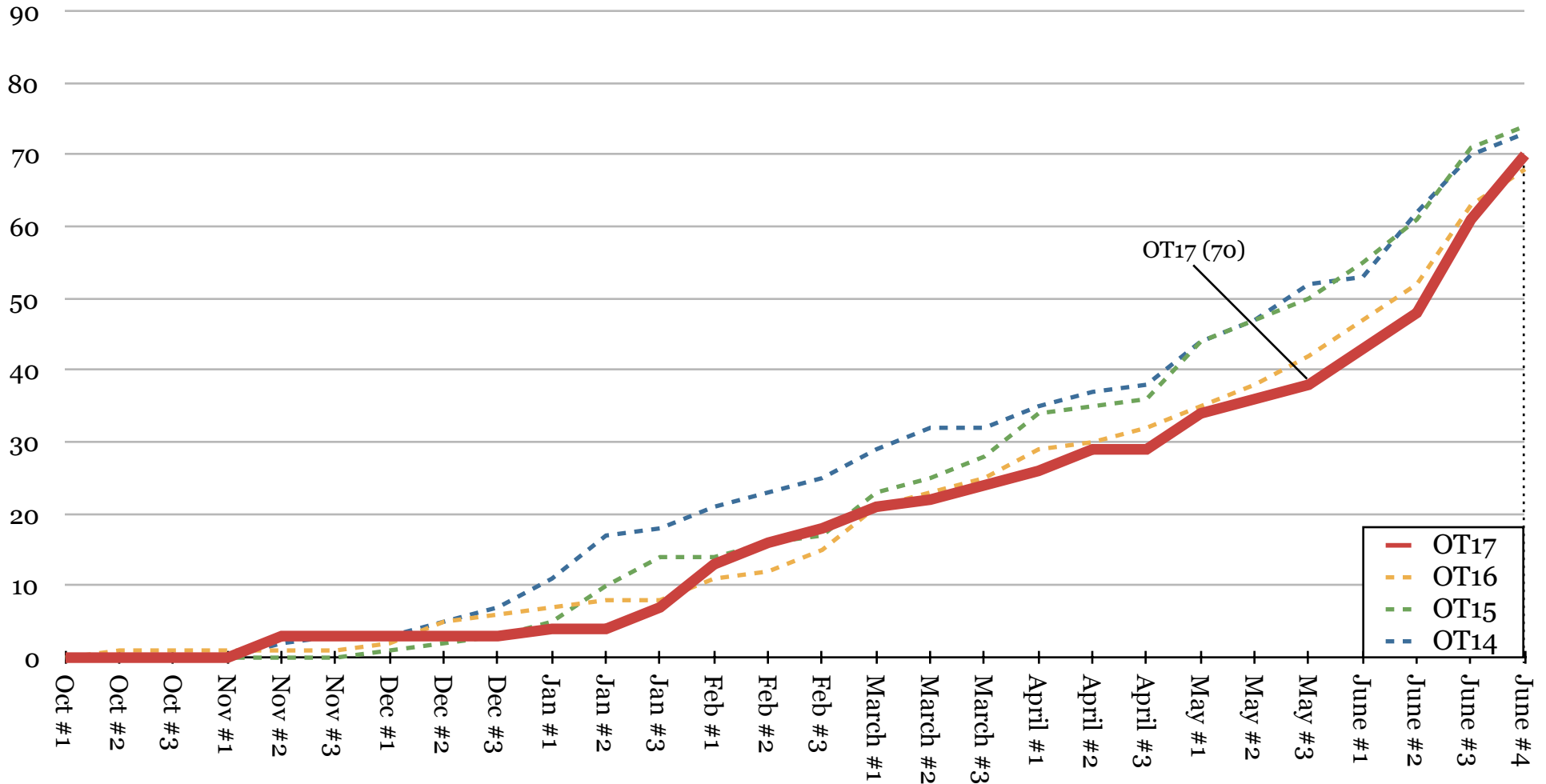
The following chart plots the pace at which the court fills its merits docket for a given term. Each date marker represents the conference within a given sitting. For instance, Feb #3 is the third February conference, which, during OT17, took place on March 2, 2018. Categorizing grants by their conference within a given sitting ensures more accurate cross-term comparisons.



* The Minimum Distribution Pace presented in this chart reflects the number of petitions that must be granted to fill the court's docket for oral argument while giving the litigants in each case a complete or near-complete briefing schedule. The pace also reflects the number of petitions raised at each conference and other factors affecting the certiorari process.

Pace of Opinions

The following chart plots the pace at which the court releases merits opinions throughout the term, beginning in October and ending in June. This chart includes both opinions released after full briefing and summary reversals. Here, as in the Pace of Grants chart, cases are categorized by their release within a given sitting, rather than by calendar month. For example, the opinions for Feb #3 of OT17 were actually released on March 5, 2018.



Grants Per Conference

	October Term												Average (OT06-OT16)	Range (OT06-OT16)	Calendar Weeks Covered	Grants Per Weeks Covered (OT06-OT16)	
	'06	'07	'08	'09	'10	'11	'12	'13	'14	'15	'16	'17					
Feb #1	4	2	8	9	3	7	6	4	0	1	5	1	4.5	7.1	0 - 9	4	1.1
Feb #2	0	3	3	1	1	0	0	2	5	2	3	3	1.8		0 - 5	1	1.8
Feb #3	1	0	0	1	3	1	0	1	1	1	0	2	0.8		0 - 3	1	0.8
March #1	0	0	8	0	4	2	2	3	1	2	0	1	2.0	4.5	0 - 8	2	1.0
March #2	1	2	2	1	0	1	1	2	1	3	2	0	1.5		0 - 3	1	1.5
March #3	1	0	2	1	0	2	2	1	1	0	2	1	1.1		0 - 2	1	1.1
April #1	3	0	2	3	4	1	1	2	3	0	0	0	1.7	4.3	0 - 4	2	0.9
April #2	0	1	2	3	2	0	0	1	2	2	0	1	1.2		0 - 3	1	1.2
April #3	1	1	0	4	0	2	1	1	2	1	2	3	1.4		0 - 4	1	1.4
May #1	4	0	1	4	1	1	0	1	1	1	0	2	1.3	4.4	0 - 4	2	0.6
May #2	0	3	0	1	5	1	1	5	1	3	1	4	1.9		0 - 5	1	1.9
May #3	1	4	0	1	1	1	1	2	1	0	1	0	1.2		0 - 4	1	1.2
June #1	4	1	0	2	0	2	1	2	0	3	1	0	1.5	15.3	0 - 4	1	1.5
June #2	1	3	3	4	4	4	2	1	2	2	1	0	2.5		1 - 4	1	2.5
June #3	2	1	3	3	3	4	1	4	3	1	1	5	2.4		1 - 4	1	2.4
June #4	5	5	9	7	7	13	10	12	13	9	9	14	9.0		5 - 13	1	9.0
Oct #1	9	17	10	11	13	7	9	8	12	14	12		11.1	15.8	7 - 17	13	0.9
Oct #2	2	0	1	5	7	2	7	2	0	0	2		2.5		0 - 7	2	1.3
Oct #3	1	2	1	2	1	4	1	2	3	3	4		2.2		1 - 4	1	2.2
Nov #1	4	2	2	3	5	1	4	1	0	1	0		2.1	6.5	0 - 5	2	1.0
Nov #2	2	1	1	0	0	5	1	0	4	8	2		2.2		0 - 8	1	2.2
Nov #3	0	1	5	1	2	3	4	2	2	2	3		2.3		0 - 5	1	2.3
Dec #1	0	3	2	3	3	4	3	4	2	0	0		2.2	8.8	0 - 4	1	2.2
Dec #2	3	3	2	2	2	1	2	1	3	4	1		2.2		1 - 4	2	1.1
Dec #3	5	6	2	3	3	5	5	2	3	8	7		4.5		2 - 8	1	4.5
Jan #1	7	6	4	1	5	1	3	8	0	1	1		3.4	9.5	0 - 8	4	0.8
Jan #2	4	4	6	5	0	0	6	3	6	7	11		4.7		0 - 11	1	4.7
Jan #3	7	2	0	0	0	1	2	0	1	2	1		1.5		0 - 7	1	1.5
Total	72	73	79	81	79	76	76	77	73	81	72	37	76.3	76.3	72 - 81	52	1.5

Opinions Per Week

	October Term												Average		Range
	'06	'07	'08	'09	'10	'11	'12	'13	'14	'15	'16	'17	(OT06-OT16)	(OT06-OT16)	
Oct #1	0	0	0	0	0	0	0	0	0	0	0	0	0.0	0.4	0 - 0
Oct #2	0	0	1	0	0	0	0	0	0	0	1	0	0.2		0 - 1
Oct #3	1	0	0	1	0	0	0	0	0	0	0	0	0.2		0 - 1
Nov #1	0	0	0	0	0	1	0	2	0	0	0	0	0.3	1.6	0 - 2
Nov #2	0	1	1	1	1	3	1	0	2	0	0	3	0.9		0 - 3
Nov #3	1	0	0	1	1	0	1	0	1	0	0	0	0.5		0 - 1
Dec #1	0	0	1	1	1	0	1	3	0	1	1	0	0.8	3.7	0 - 3
Dec #2	1	2	0	5	0	0	1	2	2	1	3	0	1.5		0 - 5
Dec #3	2	3	1	0	1	2	1	1	2	1	1	0	1.4		0 - 3
Jan #1	4	3	4	4	2	7	4	3	4	2	1	1	3.5	9.2	1 - 7
Jan #2	1	3	5	5	3	4	1	1	6	5	1	0	3.2		1 - 6
Jan #3	3	1	6	1	4	4	1	3	1	4	0	3	2.5		0 - 6
Feb #1	5	5	5	5	4	7	9	6	3	0	3	6	4.7	9.4	0 - 9
Feb #2	1	2	3	3	6	1	4	5	2	2	1	3	2.7		1 - 6
Feb #3	2	1	4	2	3	1	1	1	2	1	3	2	1.9		1 - 4
March #1	1	2	2	1	3	7	4	3	4	6	6	3	3.5	7.9	1 - 7
March #2	2	2	5	5	2	5	3	2	3	2	2	1	3.0		2 - 5
March #3	2	1	2	0	2	2	1	0	0	3	2	2	1.4		0 - 3
April #1	5	5	4	4	2	4	4	4	3	6	4	2	4.1	8.2	2 - 6
April #2	3	1	4	3	2	2	1	3	2	1	1	3	2.1		1 - 4
April #3	5	1	4	2	2	0	1	3	1	1	2	0	2.0		0 - 5
May #1	1	1	2	3	3	1	3	1	6	8	3	5	2.9	10.1	1 - 8
May #2	5	4	3	6	6	5	4	5	3	3	3	2	4.3		3 - 6
May #3	1	3	2	5	2	2	2	3	5	3	4	2	2.9		1 - 5
June #1	4	3	5	4	8	2	3	5	1	5	5	5	4.1	25.0	1 - 8
June #2	8	9	6	9	9	2	7	6	9	6	5	5	6.9		2 - 9
June #3	6	7	7	10	10	8	8	8	8	10	11	13	8.5		6 - 11
June #4	8	10	2	5	5	5	12	3	3	3	5	9	5.5		2 - 12
Total	72	70	79	86	82	75	78	73	73	74	68	70	75.5	75.5	68 - 86

Oral Argument - Justices

For our purposes, the number of “questions” per argument is simply the number of times a given justice’s name appears in the argument transcript in capital letters. To account for the chief justice’s administrative comments—such as his call for an advocate to begin—his tally for each case has been uniformly reduced by three “questions.”

Average Number of Questions Per Argument

	Average
Sotomayor	24.3
Breyer	21.2
Roberts	16.0
Gorsuch	15.4
Kagan	14.7
Alito	12.7
Ginsburg	10.2
Kennedy	9.0
Thomas	0.0

Frequency as the Top Questioner or as a Top 3 Questioner

	Freq. Top 1	Freq. Top 3
Sotomayor	37%	81%
Breyer	27%	65%
Gorsuch	18%	37%
Kagan	6%	34%
Roberts	5%	43%
Alito	5%	32%
Ginsburg	3%	14%
Kennedy	2%	15%
Thomas	0%	0%

Most Active Arguments

	Argument	Number of Questions (% of all Questions)
Roberts	Masterpiece v. Co. Comm'n	44 (15%)
Kennedy	Masterpiece v. Co. Comm'n	32 (11%)
Thomas	n/a	n/a
Ginsburg	Hall v. Hall	37 (28%)
Breyer	Cyan v. Beaver	80 (36%)
Alito	MN Voter’s Alliance v. Mansky	40 (28%)
Sotomayor	Cyan v. Beaver	56 (25%)
Kagan	Masterpiece v. Co. Comm'n	48 (17%)
Gorsuch	SAS Inst. v. Iancu	48 (31%)

Frequency as the First Questioner

	Frequency	
Ginsburg	34 /63	54%
Sotomayor	11 /63	17%
Kennedy	8 /62	13%
Roberts	6 /63	10%
Kagan	2 /62	3%
Gorsuch	1 /60	2%
Alito	1 /63	2%
Thomas	0 /63	0%
Breyer	0 /63	0%

Oral Argument - Advocates

Overview

	OT11	OT12	OT13	OT14	OT15	OT16	OT17
Number of different advocates	118	120	121	112	117	100	113
Number of total appearances	182	193	185	178	186	158	163

Appearances by Advocates Who...	OT11	OT12	OT13	OT14	OT15	OT16	OT17
...Are from the Office of the Solicitor General	58 (32%)	64 (33%)	61 (33%)	56 (31%)	59 (32%)	48 (30%)	48 (29%)
...Have experience in the Office of the Solicitor General	<i>Not Available</i>	<i>Not Available</i>	85 (47%)	78 (46%)	84 (71%)	73 (48%)	71 (65%)
...Have argued at least twice during the Term	98 (54%)	104 (54%)	96 (52%)	104 (58%)	109 (59%)	94 (59%)	77 (47%)
...Are “expert” Supreme Court litigators*	<i>Not Available</i>	137 (71%)	131 (71%)	116 (66%)	136 (74%)	115 (74%)	89 (56%)
...Are based in Washington, D.C.**	122 (67%)	125 (65%)	119 (64%)	101 (57%)	122 (66%)	97 (61%)	97 (60%)
...Are female	27 (15%)	33 (17%)	28 (15%)	34 (19%)	32 (18%)	33 (21%)	19 (12%)
...Are female and not from the Office of the Solicitor General***	14 (11%)	17 (13%)	11 (9%)	17 (14%)	13 (10%)	15 (14%)	10 (9%)

Most Popular Advocate Origins

State	Total
Washington, D.C.	97
California	11
Texas	10
New York	7
Virginia	7

Most Popular Supreme Court Clerkships

Clerkship	Appearances	Advocates
Antonin Scalia	23	9
Ruth Bader Ginsburg	9	5
Clarence Thomas	8	4
Stephen Breyer	7	3
Elena Kagan	6	4

Most Popular Law Schools

Law School	Appearances	Advocates
Harvard	35	23
Yale	29	19
Chicago	22	12
Stanford	10	6
Virginia	8	6

* We adopt Richard Lazarus’s definition of an “expert” Supreme Court litigator: one who has argued five or more times before the Supreme Court or works in an office where lawyers have collectively argued more than 10 times. See Richard J. Lazarus, *Advocacy Matters Before and Within the Supreme Court: Transforming the Court by Transforming the Bar*, 97 GEO. L.J. 1487, 1490 n.17 (2008).

** An advocate’s “origin” is simply the state of origin listed for that lawyer on the court’s monthly hearing lists. If attorneys from the Office of the Solicitor General are omitted, lawyers based in Washington, D.C., appeared 49 times during OT17.

*** The percentage figures for this category omit all advocates from the Office of the Solicitor General. As such, they demonstrate the percentage of female advocates from positions other than those within the Office of the Solicitor General as a percentage of all men or women arguing from positions other than those within the Office of the Solicitor General.

















































































Oral Argument - Advocates

Advocates Who Appeared Two or More Times During OT17


















































































Name*	Appearances		Position	Law School	Supreme Court Clerkship	U.S. Solicitor General Experience
	OT17	All-Time				
Paul D. Clement	6	92	Kirkland & Ellis LLP	Harvard	Antonin Scalia	Yes
Jeffrey B. Wall	5	16	Principal Deputy Solicitor General	Chicago	Clarence Thomas	Yes
Malcolm L. Stewart	4	79	Deputy Solicitor General	Yale	Harry Blackmun	Yes
Noel J. Francisco	4	7	Solicitor General	Chicago	Antonin Scalia	Yes
Edwin S. Kneedler	3	138	Deputy Solicitor General	Virginia	None	Yes
Neal K. Katyal	3	37	Hogan Lovells LLP	Yale	Stephen Breyer	Yes
Jeffrey L. Fisher	3	35	Stanford Supreme Court Clinic	Michigan	John Paul Stevens	No
Kannon K. Shanmugam	3	23	Williams & Connolly LLP	Harvard	Antonin Scalia	Yes
Ann O'Connell	3	19	Assistant to the Solicitor General	George Washington	William Rehnquist	Yes
Eric J. Feigin	3	18	Assistant to the Solicitor General	Stanford	Stephen Breyer	Yes
Brian H. Fletcher	3	11	Assistant to the Solicitor General	Harvard	Ruth Bader Ginsburg	Yes
Scott A. Keller	3	11	Solicitor General of Texas	Texas	Anthony Kennedy	No
Rachel P. Kovner	3	11	Assistant to the Solicitor General	Stanford	Antonin Scalia	Yes
Allon Kedem	3	8	Assistant to the Solicitor General	Yale	Elena Kagan	Yes
Zachary D. Tripp	3	8	Assistant to the Solicitor General	Columbia	Ruth Bader Ginsburg	Yes
Eric E. Murphy	3	5	Solicitor General of Ohio	Chicago	Anthony Kennedy	No
Daniel L. Geysler	3	4	Stris & Maher LLP	Harvard	None	No
Michael R. Dreeben	2	105	Deputy Solicitor General	Duke	None	Yes
David C. Frederick	2	50	Kellogg, Hansen, Todd, Figel & Frederick PLLC	Texas	Byron White	Yes
Gregory G. Garre	2	44	Latham & Watkins LLP	George Washington	William Rehnquist	Yes
Paul M. Smith	2	21	Campaign Law Center	Yale	Lewis Powell	No
E. Joshua Rosenkranz	2	17	Orrick, Herrington & Sutcliffe LLP	Georgetown	William Brennan	No
Shay Dvoretzky	2	7	Jones Day LLP	Yale	Antonin Scalia	No
Adam G. Unikowsky	2	6	Jenner & Block LLP	Harvard	Antonin Scalia	No
Frederick R. Yarger	2	4	Colorado Solicitor General	Chicago	None	No
Robert A. Parker	2	3	Assistant to the Solicitor General	Yale	None	Yes
Total: 26						

Voting Alignment - All Cases


















































































Cases are sorted by date of decision. Dissenting justices are shaded in gray and the author of the majority opinion is highlighted in red.

Case Name	Decided	Vote	Author	Sotomayor	Ginsburg	Kagan	Breyer	Kennedy	Roberts	Gorsuch	Alito	Thomas
<i>Dunn v. Madison</i>	November 6, 2017	9-0	Per Curiam									
<i>Hamer v. Neighborhood Housing</i>	November 8, 2017	9-0	Ginsburg									
<i>In re United States</i>	December 20, 2017	9-0	Per Curiam									
<i>Tharpe v. Sellers</i>	January 8, 2018	6-3	Per Curiam									
<i>District of Columbia v. Wesby</i>	January 22, 2018	9-0	Thomas									
<i>Artis v. District of Columbia</i>	January 22, 2018	5-4	Ginsburg									
<i>National Association of Manufacturers v. Department of Defense</i>	January 22, 2018	9-0	Sotomayor									
<i>CNH Industrial N.V. v. Reese</i>	February 20, 2018	9-0	Per Curiam									
<i>Montana v. Wyoming</i>	February 20, 2018	8-0	Per Curiam									


















































































Voting Alignment - All Cases (continued)

Case Name	Decided	Vote	Author	Sotomayor	Ginsburg	Kagan	Breyer	Kennedy	Roberts	Gorsuch	Alito	Thomas
<i>Digital Realty Trust v. Somers</i>	February 21, 2018	9-0	Ginsburg									
<i>Class v. United States</i>	February 21, 2018	6-3	Breyer									
<i>Rubin v. Islamic Republic of Iran</i>	February 21, 2018	8-0	Sotomayor									
<i>Murphy v. Smith</i>	February 21, 2018	5-4	Gorsuch									
<i>Patchak v. Zinke</i>	February 27, 2018	6-3	Thomas									
<i>Jennings v. Rodriguez</i>	February 27, 2018	5-3	Alito									
<i>Merit Management Group v. FTI Consulting</i>	February 27, 2018	9-0	Sotomayor									
<i>U.S. Bank N.A. v. Village at Lakeridge</i>	March 5, 2018	9-0	Kagan									
<i>Texas v. New Mexico</i>	March 5, 2018	9-0	Gorsuch									


















































































Voting Alignment - All Cases (continued)

Case Name	Decided	Vote	Author	Sotomayor	Ginsburg	Kagan	Breyer	Kennedy	Roberts	Gorsuch	Alito	Thomas
<i>Cyan v. Beaver County Employees</i>	March 20, 2018	9-0	Kagan									
<i>Marinello v. United States</i>	March 21, 2018	7-2	Breyer									
<i>Ayestas v. Davis</i>	March 21, 2018	9-0	Alito									
<i>Hall v. Hall</i>	March 27, 2018	9-0	Roberts									
<i>Encino Motorcars v. Navarro</i>	April 2, 2018	5-4	Thomas									
<i>Kisela v. Hughes</i>	April 2, 2018	7-2	Per Curiam									
<i>Wilson v. Sellers</i>	April 17, 2018	6-3	Breyer									
<i>Sessions v. Dimaya</i>	April 17, 2018	5-4	Kagan									
<i>Jesner v. Arab Bank</i>	April 24, 2018	5-4	Kennedy									


















































































Voting Alignment - All Cases (continued)

Case Name	Decided	Vote	Author	Sotomayor	Ginsburg	Kagan	Breyer	Kennedy	Roberts	Gorsuch	Alito	Thomas
<i>Oil States Energy Services v. Greene's Energy Group</i>	April 24, 2018	7-2	Thomas									
<i>SAS Institute v. Iancu</i>	April 24, 2018	5-4	Gorsuch									
<i>United States v. Sanchez-Gomez</i>	May 14, 2018	9-0	Roberts									
<i>Byrd v. United States</i>	May 14, 2018	9-0	Kennedy									
<i>McCoy v. Louisiana</i>	May 14, 2018	6-3	Ginsburg									
<i>Dahda v. United States</i>	May 14, 2018	8-0	Breyer									
<i>Murphy v. National Collegiate Athletic Association</i>	May 14, 2018	7-2	Alito									
<i>Epic Systems Corp. v. Lewis</i>	May 21, 2018	5-4	Gorsuch									
<i>Upper Skagit Indian Tribe v. Lundgren</i>	May 21, 2018	7-2	Gorsuch									


















































































Voting Alignment - All Cases (continued)

Case Name	Decided	Vote	Author	Sotomayor	Ginsburg	Kagan	Breyer	Kennedy	Roberts	Gorsuch	Alito	Thomas
<i>Lagos v. United States</i>	May 29, 2018	9-0	Breyer									
<i>Collins v. Virginia</i>	May 29, 2018	8-1	Sotomayor									
<i>Masterpiece Cakeshop v. Colorado Civil Rights Commission</i>	June 4, 2018	7-2	Kennedy									
<i>Hughes v. United States</i>	June 4, 2018	6-3	Kennedy									
<i>Koons v. United States</i>	June 4, 2018	9-0	Alito									
<i>Lamar, Archer & Cofrin, LLP v. Appling</i>	June 4, 2018	9-0	Sotomayor									
<i>Azar v. Garza</i>	June 4, 2018	9-0	Per Curiam									
<i>China Agritech, Inc. v. Resh</i>	June 11, 2018	9-0	Ginsburg									
<i>Husted v. Randolph Institute</i>	June 11, 2018	5-4	Alito									
































































Voting Alignment - All Cases (continued)

Case Name	Decided	Vote	Author	Sotomayor	Ginsburg	Kagan	Breyer	Kennedy	Roberts	Gorsuch	Alito	Thomas
<i>Sveen v. Melin</i>	June 11, 2018	8-1	Kagan									
<i>Minnesota Voters Alliance v. Mansky</i>	June 14, 2018	7-2	Roberts									
<i>Animal Science Products v. Hebei Welcome</i>	June 14, 2018	9-0	Ginsburg									
<i>Gill v. Whitford</i>	June 18, 2018	9-0	Roberts									
<i>Lozman v. Riviera Beach</i>	June 18, 2018	8-1	Kennedy									
<i>Chavez-Meza v. United States</i>	June 18, 2018	5-3	Breyer									
<i>Rosales-Mireles v. United States</i>	June 18, 2018	7-2	Sotomayor									
<i>Benisek v. Lamone</i>	June 18, 2018	9-0	Per Curiam									
<i>South Dakota v. Wayfair</i>	June 21, 2018	5-4	Kennedy									

Voting Alignment - All Cases (continued)

Case Name	Decided	Vote	Author	Sotomayor	Ginsburg	Kagan	Breyer	Kennedy	Roberts	Gorsuch	Alito	Thomas
<i>Pereira v. Sessions</i>	June 21, 2018	8-1	Sotomayor									
<i>Lucia v. Securities and Exchange Commission</i>	June 21, 2018	7-2	Kagan									
<i>Wisconsin Central v. United States</i>	June 21, 2018	5-4	Gorsuch									
<i>Carpenter v. United States</i>	June 22, 2018	5-4	Roberts									
<i>WesternGeco LLC v. ION Geophysical Corp.</i>	June 22, 2018	7-2	Thomas									
<i>Ortiz v. United States</i>	June 22, 2018	7-2	Kagan									
<i>Currier v. Virginia</i>	June 22, 2018	5-4	Gorsuch									
<i>Ohio v. American Express</i>	June 25, 2018	5-4	Thomas									
<i>Abbott v. Perez</i>	June 25, 2018	5-4	Alito									

Voting Alignment - All Cases (continued)

Case Name	Decided	Vote	Author	Sotomayor	Ginsburg	Kagan	Breyer	Kennedy	Roberts	Gorsuch	Alito	Thomas
<i>Trump v. Hawaii</i>	June 26, 2018	5-4	Roberts									
<i>National Institute of Family and Life Advocates v. Becerra</i>	June 26, 2018	5-4	Thomas									
<i>Florida v. Georgia</i>	June 27, 2018	5-4	Breyer									
<i>Janus v. American Federation of State, County, and Municipal Employees, Council 31</i>	June 27, 2018	5-4	Alito									
<i>Sause v. Bauer</i>	June 28, 2018	9-0	Per Curiam									
<i>Sexton v. Beaudreaux</i>	June 28, 2018	8-1	Per Curiam									
<i>North Carolina v. Covington</i>	June 28, 2018	8-1	Per Curiam									

Voting Alignment - 5-4 Cases

Cases are sorted by date of decision. Dissenting justices are shaded in gray and the author of the majority opinion is highlighted in red.

Case Name	Decided	Vote	Author	Sotomayor	Ginsburg	Kagan	Breyer	Kennedy	Roberts	Gorsuch	Alito	Thomas
<i>Artis v. District of Columbia</i>	January 22, 2018	5-4	Ginsburg									
<i>Murphy v. Smith</i>	February 21, 2018	5-4	Gorsuch									
<i>Jennings v. Rodriguez</i>	February 27, 2018	5-3	Alito									
<i>Encino Motorcars v. Navarro</i>	April 2, 2018	5-4	Thomas									
<i>Sessions v. Dimaya</i>	April 17, 2018	5-4	Kagan									
<i>Jesner v. Arab Bank</i>	April 24, 2018	5-4	Kennedy									
<i>SAS Institute v. Iancu</i>	April 24, 2018	5-4	Gorsuch									
<i>Epic Systems Corp. v. Lewis</i>	May 21, 2018	5-4	Gorsuch									
<i>Husted v. Randolph Institute</i>	June 11, 2018	5-4	Alito									

Voting Alignment - 5-4 Cases (continued)

Case Name	Decided	Vote	Author	Sotomayor	Ginsburg	Kagan	Breyer	Kennedy	Roberts	Gorsuch	Alito	Thomas
<i>South Dakota v. Wayfair</i>	June 21, 2018	5-4	Kennedy									
<i>Wisconsin Central v. United States</i>	June 21, 2018	5-4	Gorsuch									
<i>Carpenter v. United States</i>	June 22, 2018	5-4	Roberts									
<i>Currier v. Virginia</i>	June 22, 2018	5-4	Gorsuch									
<i>Ohio v. American Express</i>	June 25, 2018	5-4	Thomas									
<i>Abbott v. Perez</i>	June 25, 2018	5-4	Alito									
<i>Trump v. Hawaii</i>	June 26, 2018	5-4	Roberts									
<i>National Institute of Family and Life Advocates v. Becerra</i>	June 26, 2018	5-4	Thomas									
<i>Florida v. Georgia</i>	June 27, 2018	5-4	Breyer									

Voting Alignment - 5-4 Cases

(continued)

Case Name	Decided	Vote	Author	Sotomayor	Ginsburg	Kagan	Breyer	Kennedy	Roberts	Gorsuch	Alito	Thomas
<i>Janus v. American Federation of State, County, and Municipal Employees, Council 31</i>	June 27, 2018	5-4	Alito									