

Interim Stat Pack for October Term 2017

Index

Opinions by Sitting	2
Circuit Scorecards	3-4
Merits Cases by Vote Split	5
Make-Up of the Merits Docket	6
Total Opinion Authorship	7
Total Opinions Over Time	8
Opinions Authored by Each Justice	9
Workload	10-11
Summary Reversals	12
Majority Opinion Authorship	13
Strength of the Majority	14
Unanimity	15-16
Frequency in the Majority	17
5-4 Cases	18-21
Majority Opinion Distribution by Senior Justices	22
Justice Agreement - Tables	23-25
Justice Agreement - Highs and Lows	26
Time Between Oral Argument and Opinion	27
Pace of Grants	28
Pace of Opinions	29
Grants Per Conference	30
Opinions Per Week	31
Oral Argument - Advocates	32
Voting Alignment - All Cases	33-40
Voting Alignment - 5-4 Cases	41-42

Summary of the Term

Total Merits Opinions Released		65
+ Signed merits opinions after oral argument		55
+ Per Curiam merits opinions after oral argument		1
+ Summary reversals		8
+ Affirmed 4-4		1
 Total Merits Opinions Expected		 69
+ Petitions granted and set for argument		67
+ Summary reversals		8
- Cases dismissed before oral argument		-4
- Cases dismissed after oral argument		-2
 Cases Set for Argument During OT18		 30

* You can find past Stat Packs here: <http://www.scotusblog.com/reference/stat-pack/>. A few matters regarding our methodology are worth mentioning at the outset. First, SCOTUSblog treats consolidated cases as a single case, as determined by the case with the lowest docket number (prior to the release of an opinion) or the case that is captioned with an opinion. To the extent that two cases are argued separately but later decided with only one opinion, we will remove one of the cases from this Stat Pack, except to include it in the Pace of Grants chart to maintain cross-conference comparisons. The most unusual way we manage these later-consolidated cases is to merge the oral-argument data for the two cases. We combine the questions asked by each justice in the separate oral argument proceedings into one “consolidated” session. Second, this Stat Pack frequently uses the term “merits opinions,” “merits docket,” or “merits cases.” Those three terms are used interchangeably, and signify the set of cases decided “on the merits.” Those cases include signed opinions after oral argument (the bulk of all merits cases), most per curiam opinions released after oral arguments, summary reversals (cases decided with per curiam opinions on the merits or oral argument, often to reverse a lower court), and cases decided by an equally divided (4-4) court. Cases that are dismissed as improvidently granted are not included in our tally of merits cases.

Opinions by Sitting

Roberts	1	-	1	1	1	1	-	JGR	5				
Kennedy	1	-	1	1	1	1	1	AMK	6				
Thomas	1	1	1	1	1	-	1	CT	6				
Ginsburg	1	1	1	1	-	1	1	RBG	6				
Breyer	1	1	1	-	1	-	2	SGB	6				
Alito	1	1	1	1	-	1	1	SAA	6				
Sotomayor	1	1	1	1	1	-	2	SMS	7				
Kagan	1	1	1	1	-	1	1	EK	6				
Gorsuch	1	-	2	1	1	1	1	NMG	7				
	October	November	December	January	February	March	April	Decided	59				
	Decided: 9 Remain: 0	Decided: 6 Remain: 0	Decided: 10 Remain: 0	Decided: 8 Remain: 1	Decided: 8 Remain: 1	Decided: 7 Remain: 1	Decided: 11 Remain: 1	Argued	63				
<i>Epic</i>	<i>NMG</i>	<i>Wilson</i>	<i>SGB</i>	<i>SAS Institute</i>	<i>NMG</i>	<i>Texas</i>	<i>NMG</i>	<i>Hays</i>		<i>Sveen</i>	<i>EK</i>	<i>WesternGeco</i>	<i>CT</i>
<i>Gill</i>	<i>JGR</i>	<i>Ayestas</i>	<i>SAA</i>	<i>Oil States</i>	<i>CT</i>	<i>Florida</i>		<i>Currier</i>	<i>NMG</i>	<i>NIFLA</i>		<i>Wisconsin Cent.</i>	<i>NMG</i>
<i>Jennings</i>	<i>SAA</i>	<i>U.S. Bank</i>	<i>EK</i>	<i>Digital Realty</i>	<i>RBG</i>	<i>Collins</i>	<i>SMS</i>	<i>Rosales-Mireles</i>	<i>SMS</i>	<i>Upper Skagit</i>	<i>NMG</i>	<i>Lamar</i>	<i>SMS</i>
<i>Dimaya</i>	<i>EK</i>	<i>Artis</i>	<i>RBG</i>	<i>Cyan</i>	<i>EK</i>	<i>Byrd</i>	<i>AMK</i>	<i>Dahda</i>	<i>SGB</i>	<i>Sanchez-Gomez</i>	<i>JGR</i>	<i>Wayfair</i>	<i>AMK</i>
<i>Wesby</i>	<i>CT</i>	<i>Merit</i>	<i>SMS</i>	<i>Carpenter</i>	<i>JGR</i>	<i>Husted</i>	<i>SAA</i>	<i>Janus</i>		<i>China Agritech</i>	<i>RBG</i>	<i>Lagos</i>	<i>SGB</i>
<i>Class</i>	<i>SGB</i>	<i>Patchak</i>	<i>CT</i>	<i>NCAA</i>	<i>SAA</i>	<i>Ortiz</i>	<i>EK</i>	<i>AmEx</i>	<i>CT</i>	<i>Hughes</i>	<i>AMK</i>	<i>Washington</i>	
<i>Hamer</i>	<i>RBG</i>			<i>Rubin</i>	<i>SMS</i>	<i>Hall</i>	<i>JGR</i>	<i>Microsoft</i>		<i>Koons</i>	<i>SAA</i>	<i>Lucia</i>	<i>EK</i>
<i>NAM</i>	<i>SMS</i>			<i>Masterpiece</i>	<i>AMK</i>	<i>Encino Motorcars</i>	<i>CT</i>	<i>Lozman</i>	<i>AMK</i>	<i>Benisek</i>	<i>PC</i>	<i>Pereira</i>	<i>SMS</i>
<i>Jesner</i>	<i>AMK</i>			<i>Marinello</i>	<i>SGB</i>	<i>McCoy</i>	<i>RBG</i>	<i>MN Voter's</i>	<i>JGR</i>			<i>Chavez-Meza</i>	<i>SGB</i>
				<i>Smith</i>	<i>NMG</i>							<i>Perez</i>	<i>SAA</i>
												<i>Animal Sci.</i>	<i>RBG</i>
												<i>Hawaii</i>	

Circuit Scorecard

October Term 2017

	Number	Percent	Decided	Aff'd	Rev'd	Aff'd %	Rev'd %
CA1	1	1%	1	0	1	0%	100%
CA2	4	6%	4	2	2	50%	50%
CA3	3	4%	3	0	3	0%	100%
CA4	-	-	-	-	-	-	-
CA5	4	6%	4	1	3	25%	75%
CA6	4	6%	4	0	4	0%	100%
CA7	7	10%	6	3	3	50%	50%
CA8	3	4%	3	1	2	33%	67%
CA9	15	21%	13	2	9	18%	82%
CA10	2	3%	2	2	0	100%	0%
CA11	6	8%	6	1	5	17%	83%
CA DC	5	7%	5	1	4	20%	80%
CA Fed	3	4%	3	1	2	33%	67%
CA AF	1	1%	1	1	0	100%	0%
State	8	11%	8	2	6	25%	75%
Dist. Court	3	4%	3	1	2	33%	67%
Original	3	4%	2	N/A	N/A	N/A	N/A
	72	100%	68	18	46	28%	72%

October Term 2018

	Number	Percent
CA1	1	3%
CA2	2	6%
CA3	2	6%
CA4	1	3%
CA5	2	6%
CA6	2	6%
CA7	-	-
CA8	3	10%
CA9	7	23%
CA10	1	3%
CA11	2	6%
CA DC	2	6%
CA Fed	1	3%
CA AF	-	-
State	5	16%
Dist. Court	-	-
Original	-	-
	31	100%

* For the circuit scorecards only, we treat certain consolidated cases as separate decisions rather than as one. For consolidated cases that stemmed from different lower court decisions, such as the cases consolidated as *Epic Systems Corp. v. Lewis*, we counted the cases separately on this table to most accurately reflect the Supreme Court's treatment of the precedents below. For cases that were consolidated in the court below, such as the three petitions from the U.S. Court of Appeals for the 2nd Circuit in *Ziglar v. Abbasi*, *Ashcroft v. Abbasi*, and *Hasty v. Abbasi* (OT16), we counted the Supreme Court's decision only once. Throughout the rest of the Stat Pack consolidated cases are uniformly treated as a single case.

** *Washington v. United States*, in which the court split 4-4, is listed as a case granted from the U.S. Court of Appeals for the 9th Circuit and subsequently "decided." However, we did not include that case in number of 9th Circuit cases affirmed, 2.

Circuit Scorecard

This chart features affirmance and reversal rates for each circuit and each justice. The first number is the number of times a particular justice voted to affirm a decision of the court below and the second number is the number of times that justice voted to vacate or reverse the decision below.

	Roberts	Kennedy	Thomas	Ginsburg	Breyer	Alito	Sotomayor	Kagan	Gorsuch	Total Votes	Overall Decisions
CA1	0 - 1	0 - 1	0 - 1	0 - 1	0 - 1	1 - 0	0 - 1	0 - 1	0 - 1	1 - 8	1 - 7
CA2	2 - 2	2 - 2	3 - 1	0 - 4	0 - 4	3 - 1	0 - 4	0 - 4	2 - 2	12 - 24	12 - 22
CA3	0 - 3	0 - 3	0 - 3	1 - 2	0 - 3	0 - 3	1 - 2	0 - 3	0 - 3	2 - 25	2 - 22
CA4	0 - 0	0 - 0	0 - 0	0 - 0	0 - 0	0 - 0	0 - 0	0 - 0	0 - 0	0 - 0	0 - 0
CA5	1 - 3	1 - 3	2 - 2	0 - 4	0 - 4	2 - 2	0 - 4	0 - 4	1 - 3	7 - 29	7 - 26
CA6	0 - 4	1 - 3	1 - 3	1 - 3	1 - 3	1 - 3	1 - 3	1 - 3	1 - 3	8 - 28	8 - 25
CA7	3 - 3	3 - 3	3 - 3	4 - 2	4 - 2	3 - 3	4 - 2	3 - 2	3 - 3	30 - 23	30 - 20
CA8	1 - 2	1 - 2	1 - 2	1 - 2	2 - 1	1 - 2	2 - 1	1 - 2	2 - 1	12 - 15	12 - 13
CA9	1 - 10	1 - 10	1 - 10	6 - 5	5 - 6	1 - 10	6 - 5	4 - 6	2 - 9	31 - 75	27 - 63
CA10	2 - 0	1 - 1	2 - 0	2 - 0	2 - 0	2 - 0	1 - 1	1 - 1	0 - 0	13 - 3	13 - 2
CA11	2 - 4	1 - 5	5 - 1	1 - 5	1 - 5	4 - 2	1 - 5	1 - 5	3 - 3	19 - 35	19 - 30
CA DC	0 - 5	1 - 4	2 - 3	2 - 3	1 - 4	2 - 3	2 - 3	1 - 4	0 - 5	11 - 34	11 - 30
CA Fed.	0 - 3	1 - 2	1 - 2	2 - 1	3 - 0	1 - 2	2 - 1	2 - 1	1 - 2	13 - 14	13 - 12
CA AF	1 - 0	1 - 0	1 - 0	1 - 0	1 - 0	0 - 1	1 - 0	1 - 0	0 - 1	7 - 2	7 - 2
State Ct.	3 - 5	3 - 5	5 - 3	2 - 6	2 - 6	6 - 2	3 - 5	2 - 6	4 - 4	30 - 42	30 - 37
Dist. Court	1 - 2	1 - 2	1 - 2	2 - 1	2 - 1	1 - 2	2 - 1	2 - 1	1 - 2	13 - 14	13 - 12
Original	1 - 1	1 - 1	1 - 1	1 - 1	1 - 1	1 - 1	1 - 1	0 - 1	1 - 1	8 - 9	8 - 8
	18 - 48	19 - 47	29 - 37	26 - 40	25 - 41	29 - 37	27 - 39	19 - 44	21 - 43	217 - 380	20 - 47

Merits Cases by Vote Split

9-0 27 (42%)	8-1 4 (6%)	7-2 11 (17%)	6-3 7 (11%)	5-4 15 (23%)
Kernan v. Cuero (PC)	Collins v. Virginia	Marinello v. U.S.	Tharpe v. Sellers (PC)	Artis v. D.C.
Dunn v. Madison (PC)	Sveen v. Melin	Kisela v. Hughes (PC)	Class v. U.S.	Murphy v. Smith
Hamer v. Neighborhood Housing	Lozman v. Riviera Beach	Oil States v. Greene's	Patchak v. Zinke	Jennings v. Rodriguez (5-3)
In re United States (PC)	Pereira v. Sessions	Murphy v. NCAA	Wilson v. Sellers	Encino Motorcars v. Navarro
D.C. v. Wesby		Upper Skagit v. Lundgren	McCoy v. Louisiana	Sessions v. Dimaya
NAM v. DOD		Masterpiece v. Co. Comm'n	Hughes v. U.S.	Jesner v. Arab Bank
CNH v. Reese (PC)		MN Voter's Alliance v. Mansky	Chavez-Meza v. U.S. (5-3)	SAS Inst. v. Iancu
Montana v. Wyoming (PC) (8-0)		Rosales-Mireles v. U.S.		Epic v. Lewis
Digital Realty v. Somers		Lucia v. S.E.C.		Husted v. Randolph Inst.
Rubin v. Iran (8-0)		WesternGeco v. ION		South Dakota v. Wayfair
Merit v. FTI		Ortiz v. U.S.		Wisconsin Central v. U.S.
U.S. Bank v. Lakeridge				Carpenter v. U.S.
Texas v. New Mexico				Currier v. Virginia
Cyan v. Beaver				Ohio v. AmEx
Ayestas v. Davis				Abbott v. Perez
Hall v. Hall				
U.S. v. Sanchez-Gomez				
Byrd v. U.S.				
Dahda v. U.S. (8-0)				
Lagos v. U.S.				
Koons v. U.S.				
Lamar v. Appling				
Azar v. Garza (PC)				
China Agritech v. Resh				
Animal Sci. Prods v. Hebei				
Gill v. Whitford				
Benisek v. Lamone (PC)				

Past Terms					
	9-0	8-1	7-2	6-3	5-4
OT10	46%	12%	15%	5%	20%
OT11	45%	11%	8%	17%	20%
OT12	49%	5%	9%	8%	29%
OT13	66%	3%	10%	8%	14%
OT14	41%	7%	12%	15%	26%
OT15	48%	11%	20%	11%	5%
OT16	59%	9%	17%	4%	10%
Avg.	50%	8%	13%	10%	18%

* We treat cases with eight or fewer votes as if they were decided by the full court. For 8-0, 7-1, and 6-2 decisions, we simply assume that the recused justice would have joined the majority. In cases that are decided 5-3, we look at each case individually to decide whether it was more likely that the recused justice would join the majority or the dissent. Our assumption that nine justices voted in each case applies only to figures that treat each case as a whole, like the chart above, and not to figures that focus on the behavior of individual justices, like our Justice Agreement charts.

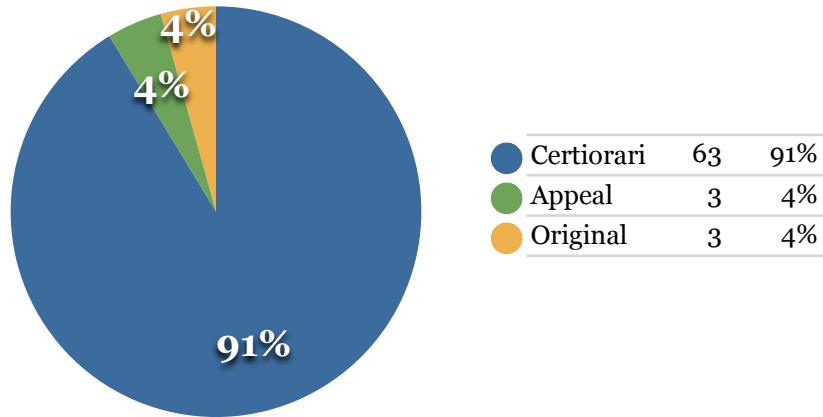
** For cases that are decided by a 5-4 vote, we provide information about whether the majority was made up of the most common conservative bloc (Roberts, Kennedy, Thomas, Alito and Gorsuch), the most common liberal bloc (Kennedy, Ginsburg, Breyer, Sotomayor and Kagan), or a more uncommon alignment. A conservative line-up is marked with a red square, a liberal line-up is marked with a blue square, and all others are marked with a yellow square.

***For per curium opinions, we assume that all justices who do not publicly dissent voted with the majority.

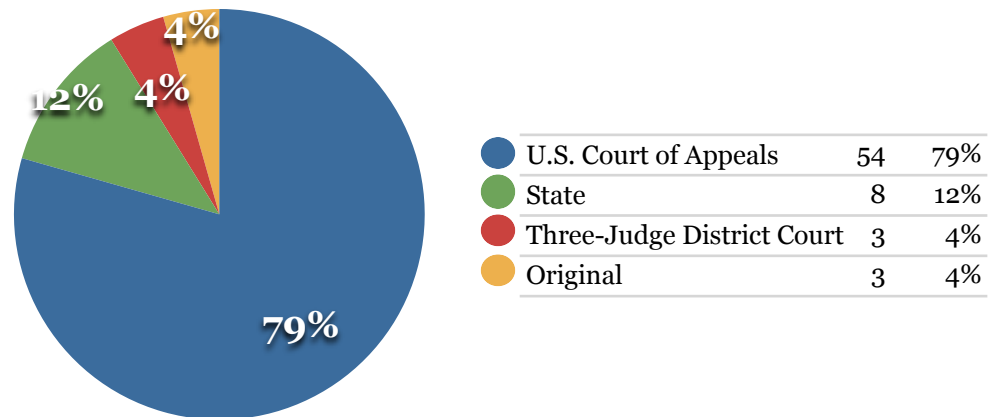
Make-Up of the Merits Docket

The following charts depict different characteristics of the cases that were released with merits opinions. These charts include information about cases disposed of with signed opinions, summary reversals, or affirmances by an equally divided court.

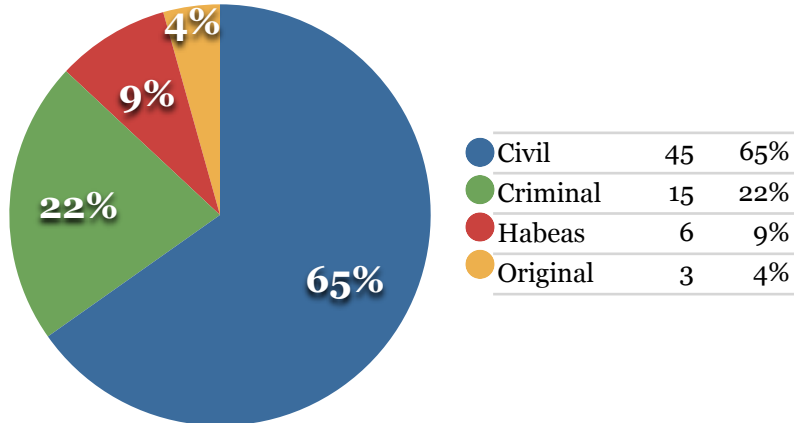
Source of Jurisdiction



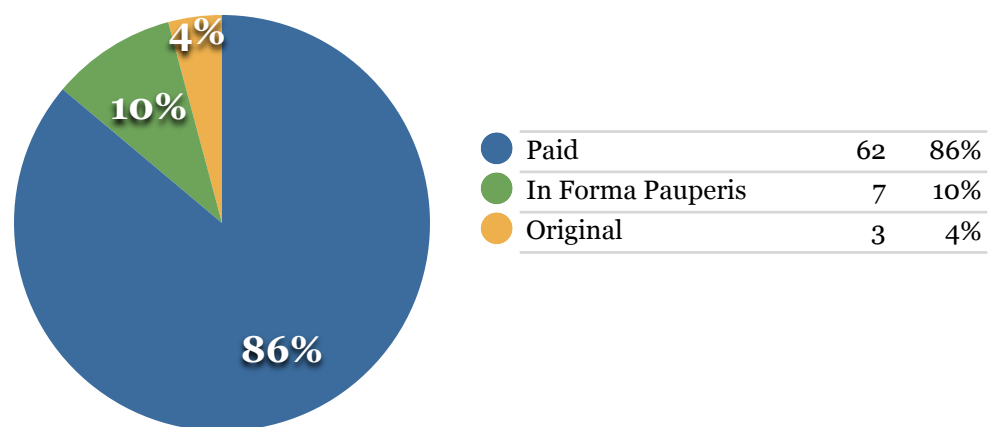
Court Below



Nature



Docket*

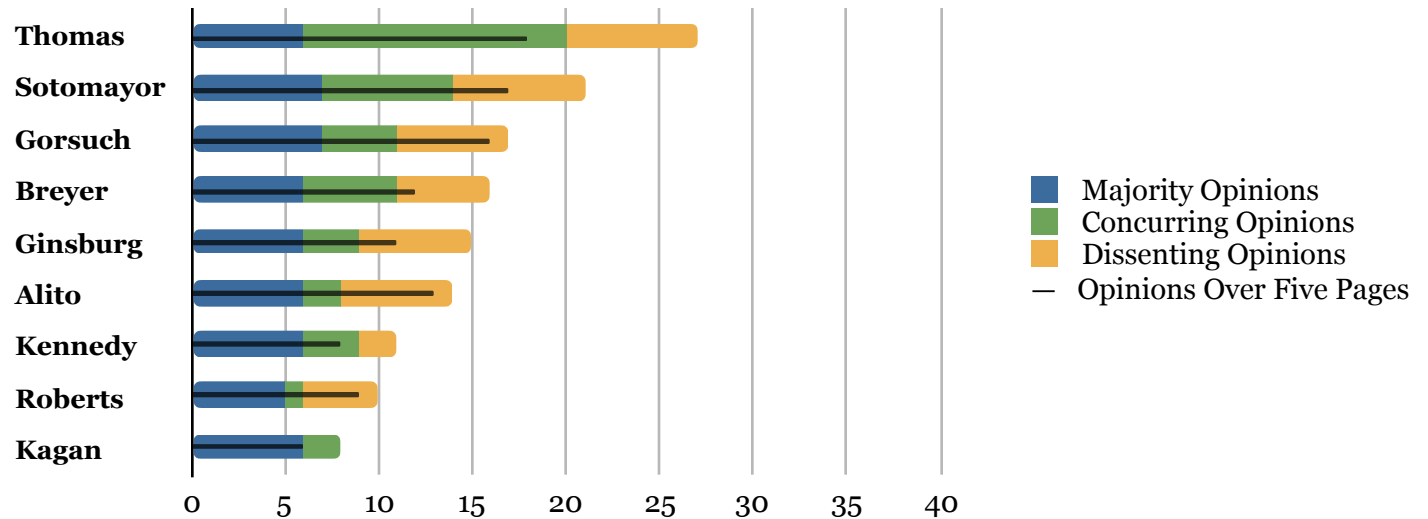


* Technically, all paid and in forma pauperis cases have been on the same docket since 1971, with paid cases beginning each year with case number 1, and IFP cases beginning at number 5001. Accordingly, the first paid case of this term was numbered 15-1 and the first IFP case was numbered 15-5001. Original cases remain on a separate docket and follow a separate numbering convention. For more information on the dockets, see EUGENE GRESSMAN ET AL., SUPREME COURT PRACTICE 55-56 (9th ed. 2007).

Total Opinion Authorship

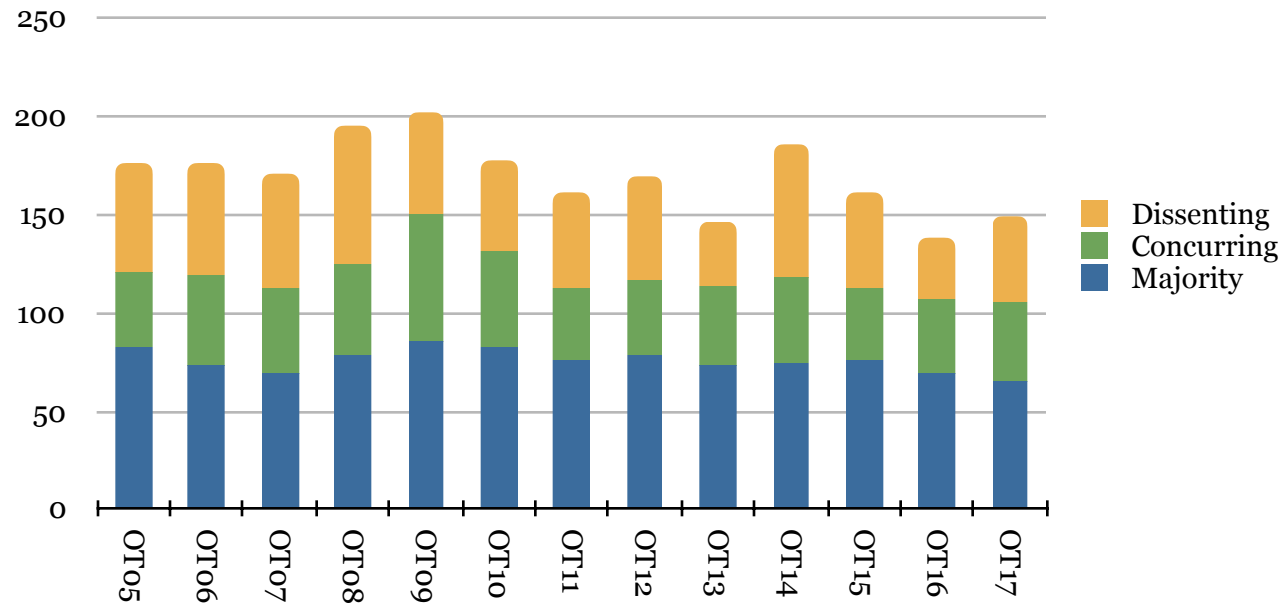
The number of opinions five pages or longer is included in parentheses and represented by a black line in the chart below.

	Total Opinions	Majority Opinions	Concurring Opinions	Dissenting Opinions
Roberts	10 (9)	5 (5)	1 (0)	4 (4)
Kennedy	11 (8)	6 (6)	3 (0)	2 (2)
Thomas	27 (18)	6 (6)	14 (5)	7 (7)
Ginsburg	15 (11)	6 (6)	3 (0)	6 (5)
Breyer	16 (12)	6 (6)	5 (1)	5 (5)
Alito	14 (13)	6 (6)	2 (1)	6 (6)
Sotomayor	21 (17)	7 (7)	7 (3)	7 (7)
Kagan	8 (6)	6 (5)	2 (1)	- (-)
Gorsuch	17 (16)	7 (7)	4 (3)	6 (6)
Per Curiam	10 (6)	10 (6)	- (-)	- (-)
	149 (116)	65 (60)	41 (14)	43 (42)



Total Opinions Over Time

Term	Majority Opinions	Concurring Opinions	Dissenting Opinions	Total Opinions
OT05	82	39	56	177
OT06	73	46	57	176
OT07	69	43	59	171
OT08	79	46	71	196
OT09	86	65	51	202
OT10	82	49	47	178
OT11	76	37	48	161
OT12	78	39	52	169
OT13	73	41	32	146
OT14	74	44	68	186
OT15	76	36	50	162
OT16	69	38	32	139
OT17	65	41	43	149
Average	76	43	51	170



Opinions Authored by Each Justice

		Roberts	Kennedy	Thomas	Ginsburg	Breyer	Alito	Sotomayor	Kagan	Gorsuch	PC	
Majority Opinions	1	Hall	Jesner	Wesby	Hamer	Class	Jennings	NAM	U.S. Bank	Smith	Kernan	65
	2	Sanchez-Gomez	Byrd	Patchak	Artis	Marinello	Ayestas	Rubin	Cyan	Texas	Dunn	
	3	MN Voter's	Masterpiece	Encino Motorcars	Digital Realty	Wilson	NCAA	Merit	Dimaya	SAS Institute	In re U.S.	
	4	Gill	Hughes	Oil States	McCoy	Dahda	Koons	Collins	Sveen	Epic	Tharpe	
	5	Carpenter	Lozman	WesternGeco	China Agritech	Lagos	Husted	Lamar	Lucia	Upper Skagit	CNH	
	6		Wayfair	AmEx	Animal Sci.	Chavez-Meza	Perez	Rosales-Mireles	Ortiz	Wisconsin Cent.	Montana	
	7							Pereira		Currier	Kisela	
	8										Microsoft	
	9										Azar	
	10										Benisek	
	11											
	12											
	13											
	14											
	15											
Concurring Opinions	1	Upper Skagit	U.S. Bank	Digital Realty	Dunn	Dunn	Jesner	Wesby	Masterpiece	Dimaya	41	
	2		Pereira	Jennings	Wesby	Patchak	Byrd	Digital Realty	Gill	Jesner		
	3		Currier	Jesner	Patchak	Oil States		Patchak		Masterpiece		
	4			Byrd		NCAA		U.S. Bank		Wayfair		
	5			NCAA		Lucia		Ayestas				
	6			Epic				Hughes				
	7			Collins				China Agritech				
	8			Masterpiece								
	9			Husted								
	10			Gill								
	11			Wayfair								
	12			Lucia								
	13			Ortiz								
	14			Perez								
	15											
Dissenting Opinions	1	Patchak	Chavez-Meza	Tharpe	Encino Motorcars	Jennings	Class	Smith		Artis	43	
	2	Dimaya	Carpenter	Marinello	SAS Institute	SAS Institute	McCoy	Kisela		Wilson		
	3	Hughes		Dimaya	NCAA	Husted	Collins	Jesner		Oil States		
	4	Wayfair		Upper Skagit	Epic	Wisconsin Cent.	Pereira	Husted		Sveen		
	5			Lozman	Masterpiece	AmEx	Carpenter	MN Voter's		Carpenter		
	6			Rosales-Mireles	Currier		Ortiz	Lucia		WesternGeco		
	7			Carpenter				Perez				
	8											
	9											
	10											
	11											
	12											
	13											
	14											
	15											
Total		10	11	27	15	16	14	21	8	17	10	149

* Plurality opinions, like the one by Justice Thomas in *Patchak v. Zinke*, are treated as majority opinions throughout the Stat Pack.

Workload - Opinions Released Each Week

The chart below demonstrates how many opinions were released by each justice during each opinion week.

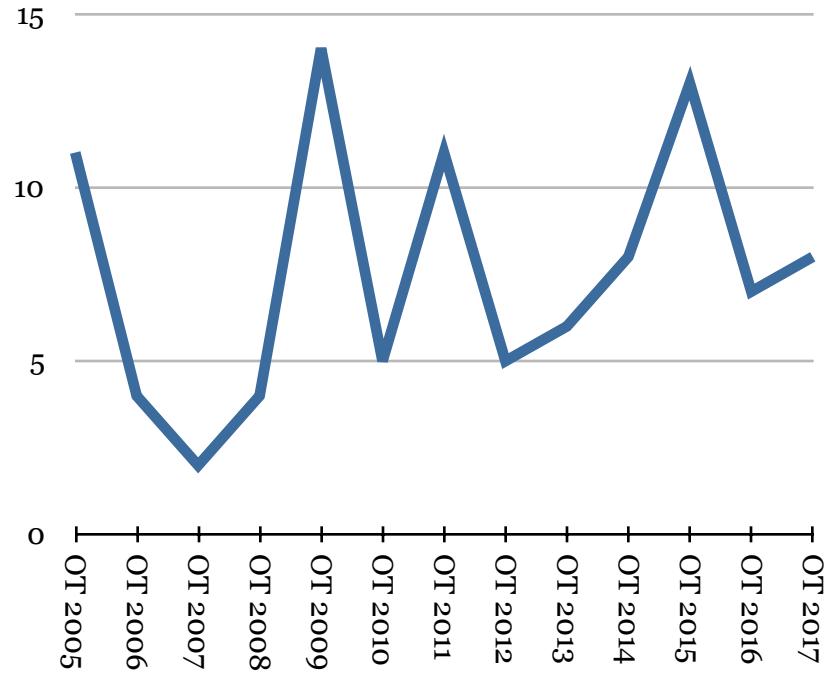
		October			November			December			January			February			March			April			May			June				Total
		#1	#2	#3	#1	#2	#3	#1	#2	#3	#1	#2	#3	#1	#2	#3	#1	#2	#3	#1	#2	#3	#1	#2	#3	#1	#2	#3	#4	
JGR	Majority														1						1									5
	Concurring																													1
	Dissenting													1						1									1	4
	Total													1			1		1			1			1	1		1	1	3
AMK	Majority																				1									6
	Concurring														1															3
	Dissenting																												2	2
	Total														1					1		1				2		6		11
CT	Majority																													6
	Concurring													1		1				1										14
	Dissenting																													7
	Total													1		1				1		1				2	2	1		27
RBG	Majority																													6
	Concurring																													3
	Dissenting																													6
	Total																													15
SGB	Majority																													6
	Concurring																													5
	Dissenting																													5
	Total																													16
SAA	Majority																													6
	Concurring																													2
	Dissenting																													6
	Total																													14
SMS	Majority																													7
	Concurring																													7
	Dissenting																													7
	Total																													21
EK	Majority																													6
	Concurring																													2
	Dissenting																													0
	Total																													8
NMG	Majority																													7
	Concurring																													4
	Dissenting																													6
	Total																													17

Workload - Slip Pages Released Each Week

		October			November			December			January			February			March			April			May			June				Total
		#1	#2	#3	#1	#2	#3	#1	#2	#3	#1	#2	#3	#1	#2	#3	#1	#2	#3	#1	#2	#3	#1	#2	#3	#1	#2	#3	#4	
JGR	Majority																18				12				19	45		94		
	Concurring																						3					3		
	Dissenting												16									15			6		8	45		
	Total											16				18			15		12	3		6	19	53	142			
AMK	Majority																		29			15			32		37	113		
	Concurring													2												5		7		
	Dissenting																									30		30		
	Total												2					29		15			32		72		150			
CT	Majority										19		16			11			17						10	20		93		
	Concurring											3	13					1		8	2	9		14	3	16	1	70		
	Dissenting									13					12			32			14				38			109		
	Total								13	19	3	29		12		11	32	18		8	16	9	14	3	64	21	272			
RBG	Majority					10					20	19									13				27			89		
	Concurring					1					2		3															6		
	Dissenting														10		1			5	30		8		15			69		
	Total					11				22	19	3		10		1			18	30		8	27	15			164			
SGB	Majority											11			11			11		12		8			10			63		
	Concurring					3							2					1		3					14			23		
	Dissenting												33					10						19	11	28		101		
	Total					3						11	35		11		11	11		15		8		19	35	28	187			
SAA	Majority												31		19					31			7	21		41		150		
	Concurring																		7		1							8		
	Dissenting											18								12		6			74			110		
	Total										18	31		19			7		44	6		6	7	21	74	41	268			
SMS	Majority									20	16	19									14			15		35		119		
	Concurring									1	3	2	7		11								4	7				35		
	Dissenting										15					15		34						13	5	46		128		
	Total								21	34	21	7	11		15		34				14		19	20	40	46	282			
EK	Majority												11	24					25					14	13			87		
	Concurring																							4		14		18		
	Dissenting																											-		
	Total												11	24				25					4	14	27		105			
NMG	Majority											9	7								32				26			88		
	Concurring																							12		2		47		
	Dissenting										18								19	14					11	30		85		
	Total								18	9		7						33	40		32		12	11	58		220			

Summary Reversals

Term	Summary Reversals
OT05	11
OT06	4
OT07	2
OT08	4
OT09	14
OT10	5
OT11	11
OT12	5
OT13	6
OT14	8
OT15	13
OT16	7
OT17	8
Average	8

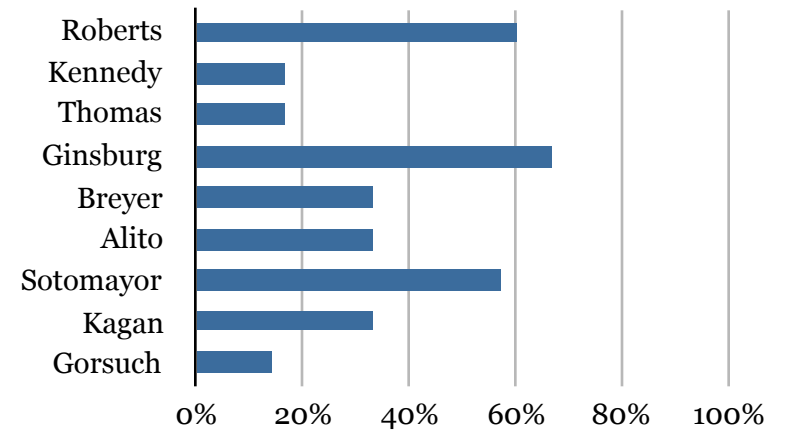


Majority Opinion Authorship

Majority Opinions Authored

	Total	9-0	8-1	7-2	6-3	5-4	Average Strength of the Majority
Roberts	5	3	-	1	-	1	7.8
Kennedy	6	1	1	1	1	2	6.7
Thomas	6	1	-	2	1	2	6.5
Ginsburg	6	4	-	-	1	1	7.8
Breyer	6	2	-	1	3	-	7.2
Alito	6	2	-	1	-	3	6.7
Sotomayor	7	4	2	1	-	-	8.4
Kagan	6	2	1	2	-	1	7.5
Gorsuch	7	1	-	1	-	5	5.3
	55	20	4	10	6	15	7.3

Percentage of Majority Opinions Decided with Unanimous Judgment



Authorship as a Percentage of Similar Opinions

	9-0	8-1	7-2	6-3	5-4
Roberts	15%	-	10%	-	7%
Kennedy	5%	25%	10%	17%	13%
Thomas	5%	-	20%	17%	13%
Ginsburg	20%	-	-	17%	7%
Breyer	10%	-	10%	50%	-
Alito	10%	-	10%	-	20%
Sotomayor	20%	50%	10%	-	-
Kagan	10%	25%	20%	-	7%
Gorsuch	5%	-	10%	-	33%
	100% (20)	100% (4)	100% (10)	100% (6)	100% (15)

Days Between Argument and Opinion

Majority Opinion Author	Days
Ginsburg	74d
Sotomayor	94d
Breyer	99d
Thomas	105d
Gorsuch	109d
Alito	122d
Kagan	122d
Kennedy	124d
Roberts	138d
	108d

Strength of the Majority

Argument Sitting	Decided	9-0	8-1	7-2	6-3	5-4	Average Strength of the Majority	Number of Opinions Per Case
October	9	4	-	-	1	4	6.9	2.8
November	6	3	-	-	2	1	7.3	2.5
December	10	3	-	4	-	3	7.0	2.9
January	8	3	1	1	1	2	7.0	2.6
February	6	1	1	2	-	2	6.8	1.9
March	7	4	1	1	1	-	8.1	1.9
April	10	3	1	2	1	3	7.0	2.3
Summary Reversal	8	6	-	1	1	-	8.5	1.5
	64	27	4	11	7	15	7.3	2.3

Cases Affirmed by an Equally Divided Court

Term	Total
OT05	0
OT06	0
OT07	2
OT08	0
OT09	0
OT10	2
OT11	0
OT12	0
OT13	0
OT14	0
OT15	4
OT16	0
OT17	1
Average	0.7

Recusals

Justice	Total
Kagan	3
Gorsuch	3
Kennedy	1
Roberts	-
Thomas	-
Ginsburg	-
Breyer	-
Alito	-
Sotomayor	-
	7

Solo Dissents

Justice	Total (OT17)	Average* (OT05-OT16)
Alito	2	0.5
Thomas	1	2.2
Gorsuch	1	0.0
Roberts	-	0.0
Kennedy	-	0.1
Ginsburg	-	1.0
Breyer	-	0.3
Sotomayor	-	1.0
Kagan	-	N/A
	4	6.3

*Averages consider only the terms during which a justice served on the court.

Unanimity

To take a closer look at unanimity at the court, we created three distinct measures of unanimity. The measures of unanimity are defined as follows:

Measure #1: When all justices simply voted for the same judgment – i.e., whether to affirm or reverse the judgment below. This is the broadest measure of unanimity because it allows for justices to write separate opinions – and sometimes even conflicting ones – as long as each justice voted to affirm or reverse the decision below.

Measure #2: When all justices joined some part of the same majority opinion, but one or more justices (1) wrote separately to state an individual position or (2) did not join the majority opinion in full.

Measure #3: When all justices joined a single majority opinion in full, and without any justices writing separate concurring opinions. This is the narrowest measure of unanimity because it requires that the justices agree in full and without any written reservations or additions.

	Measure #3	<i>All Justices In Total Agreement</i>	18	28%
	Measure #2	<i>All Justices Join The Majority Opinion</i>	24	37%
	Measure #1	<i>All Justices Vote For The Same Judgment</i>	27	42%
	Divided	<i>Justices Disagree On Whether To Affirm, Reverse, Or Vacate The Decision Below</i>	38	58%

* Note that Measure #2 incorporates the cases captured in Measure #1, just as Measure #3 captures those cases included in Measures #1 and #2. For more information on our measures of unanimity, see Kedar S. Bhatia, *A Few Notes On Unanimity*, SCOTUSBLOG (July 10, 2014 10:40 AM), <http://www.scotusblog.com/2014/07/a-few-notes-on-unanimity/>.

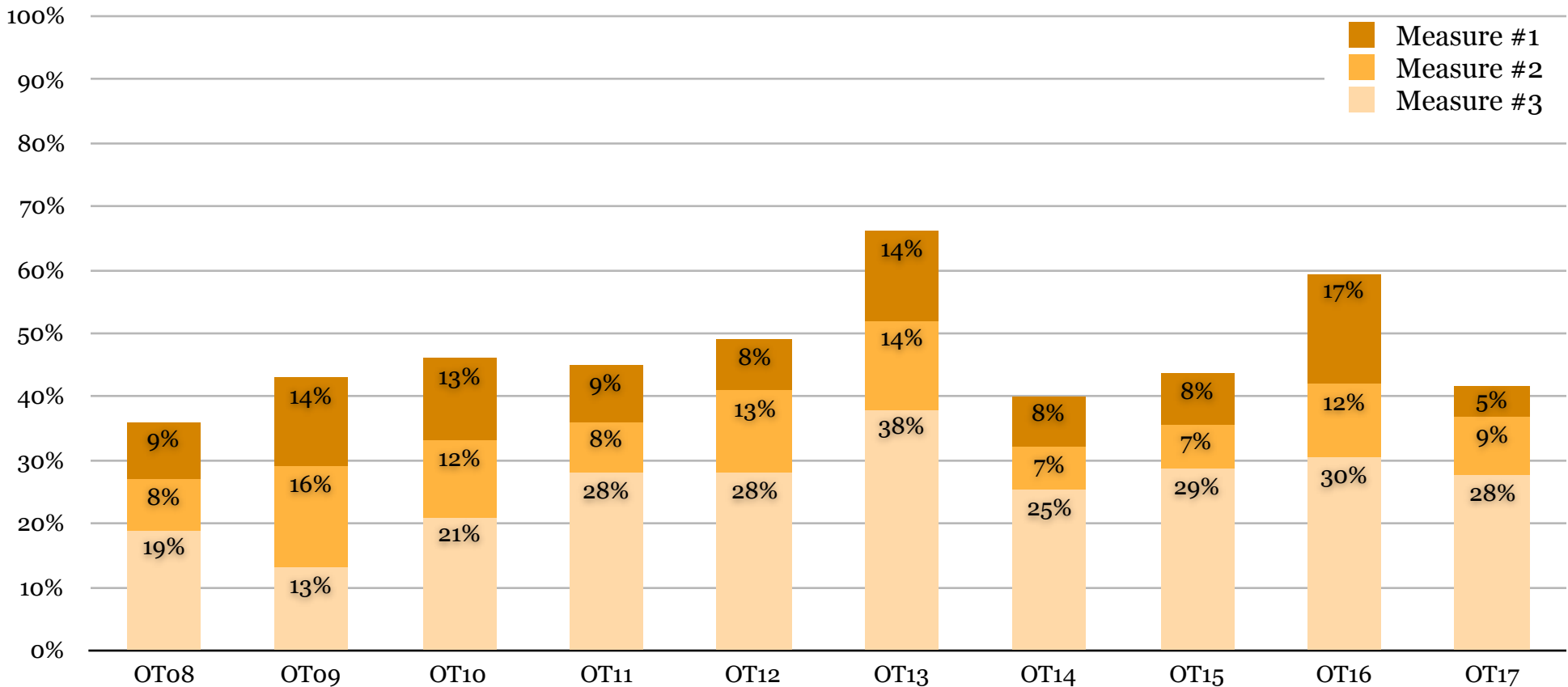
Unanimity

To take a closer look at unanimity at the court, we created three distinct measures of unanimity. The measures of unanimity are defined as follows:

Measure #1: When all justices simply voted for the same judgment – i.e., whether to affirm or reverse the judgment below. This is the broadest measure of unanimity because it allows for justices to write separate opinions – and sometimes even conflicting ones – as long as each justice voted to affirm or reverse the decision below.

Measure #2: When all justices joined some part of the same majority opinion, but one or more justices (1) wrote separately to state an individual position or (2) did not join the majority opinion in full.

Measure #3: When all justices joined a single majority opinion in full, and without any justices writing separate concurring opinions. This is the narrowest measure of unanimity because it requires that the justices agree in full and without any written reservations or additions.



Frequency in the Majority

The following charts measure how frequently each justice has voted with the majority during October Term 2017. The charts include summary reversals but do not include cases that were dismissed.

All Cases

Justice	Votes	Frequency in Majority	OT16	OT15	OT14	OT13	OT12	OT11	OT10
Roberts	66	61 92%	93%	92%	80%	92%	86%	92%	91%
Kennedy	66	60 91%	97%	98%	88%	92%	91%	93%	94%
Gorsuch	64	54 84%	82%	-	-	-	-	-	-
Thomas	66	54 82%	82%	72%	61%	88%	79%	86%	88%
Alito	66	52 79%	86%	84%	72%	88%	79%	83%	86%
Kagan	63	49 78%	93%	95%	85%	92%	81%	82%	81%
Breyer	66	50 76%	90%	94%	92%	88%	83%	76%	79%
Ginsburg	66	49 74%	85%	88%	86%	85%	79%	70%	74%
Sotomayor	66	46 70%	90%	83%	89%	82%	79%	80%	81%

Divided Cases

Justice	Votes	Frequency in Majority	OT16	OT15	OT14	OT13	OT12	OT11	OT10
Roberts	39	34 87%	83%	84%	66%	76%	73%	86%	83%
Kennedy	39	33 85%	93%	96%	80%	84%	83%	88%	88%
Gorsuch	38	28 74%	63%	-	-	-	-	-	-
Thomas	39	27 69%	57%	49%	34%	64%	60%	74%	76%
Alito	39	25 64%	67%	70%	52%	63%	59%	69%	74%
Kagan	38	24 63%	83%	91%	75%	75%	63%	67%	67%
Breyer	39	23 59%	77%	89%	86%	64%	67%	57%	60%
Ginsburg	39	22 56%	63%	78%	77%	56%	60%	45%	50%
Sotomayor	39	19 49%	76%	68%	82%	46%	59%	64%	64%

5-4 Cases

Alignment of the Majority

Majority	15	Cases
Roberts, Kennedy, Thomas, Alito, Gorsuch	11	<i>Epic, Jesner, SAS Institute, Husted, Jennings, Smith, Encino Motorcars, Currier, AmEx, Perez, Wisconsin Cent.</i>
Roberts, Ginsburg, Breyer, Sotomayor, Kagan	2	<i>Artis, Carpenter</i>
Kennedy, Thomas, Ginsburg, Alito, Gorsuch	1	<i>Wayfair</i>
Ginsburg, Breyer, Sotomayor, Kagan, Gorsuch	1	<i>Dimaya</i>

Term	Number of 5-4 Opinions	Percentage of Total Opinions	Percentage of 5-4 Split Ideological	Conservative Victory* (Percentage of Ideological)	Conservative Victory (Percentage of All 5-4)	Number of Different Alignments
OT05	11	12%	73%	63%	45%	7
OT06	24	33%	79%	68%	54%	6
OT07	12	17%	67%	50%	33%	6
OT08	23	29%	70%	69%	48%	7
OT09	16	19%	69%	73%	50%	7
OT10	16	20%	88%	71%	63%	4
OT11	15	20%	67%	50%	33%	7
OT12	23	29%	70%	63%	43%	7
OT13	10	14%	60%	67%	40%	7
OT14	19	26%	68%	38%	26%	7
OT15	4	5%	100%	25%	25%	2
OT16	7	10%	86%	33%	29%	3
OT17	15	23%	73%	100%	73%	4
Average	15	0	1	1	0	6

* For the purposes of this chart, a “Conservative Victory” occurs whenever the majority consists of Chief Justice Roberts and Justices Kennedy, Thomas, Alito and Gorsuch.

5-4 Cases

Membership in a 5-4 Majority

Justice	Cases Decided	Frequency in Majority		OT16	OT15	OT14	OT13	OT12	OT11	OT10
Roberts	15	13	87%	29%	25%	53%	70%	61%	67%	63%
Gorsuch	15	13	87%	67%	-	-	-	-	-	-
Kennedy	15	12	80%	86%	100%	74%	100%	87%	80%	88%
Thomas	15	12	80%	43%	25%	37%	50%	65%	67%	75%
Alito	15	12	80%	29%	25%	47%	60%	57%	60%	63%
Ginsburg	15	4	27%	71%	75%	63%	40%	43%	33%	38%
Kagan	14	3	21%	71%	50%	53%	50%	43%	40%	38%
Breyer	15	3	20%	71%	75%	74%	50%	48%	47%	31%
Sotomayor	15	3	20%	71%	75%	68%	30%	39%	47%	38%

5-4 Majority Opinion Authorship

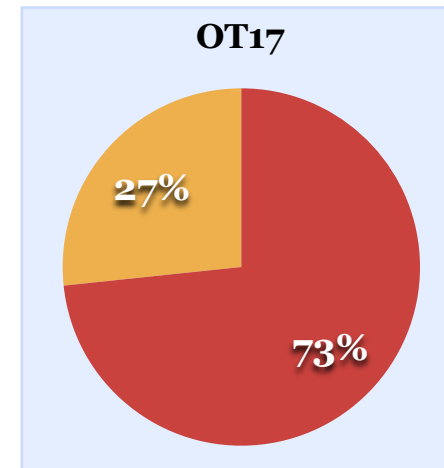
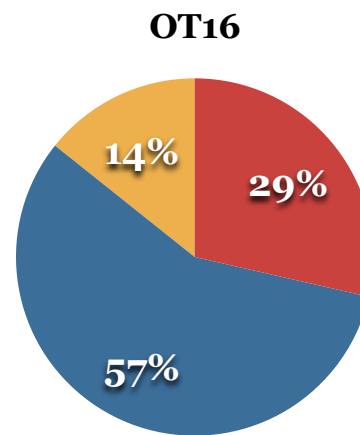
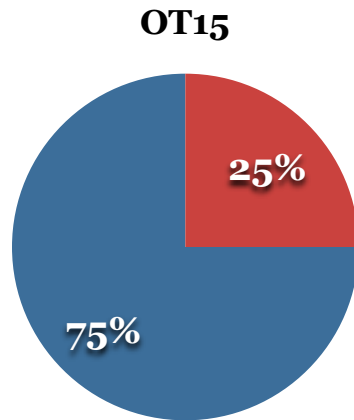
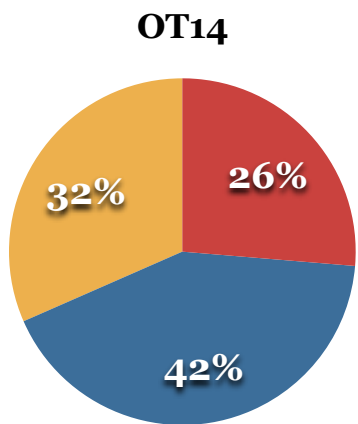
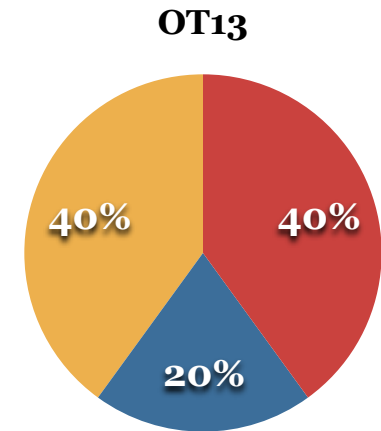
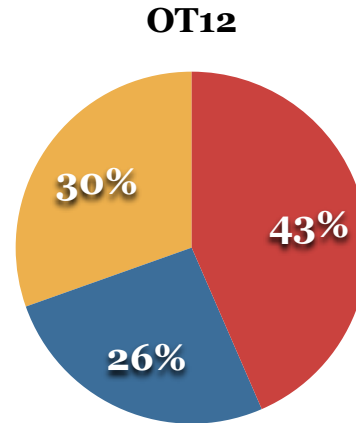
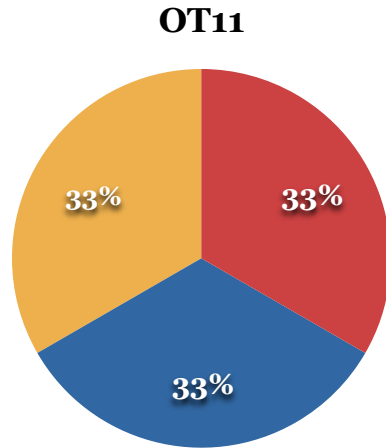
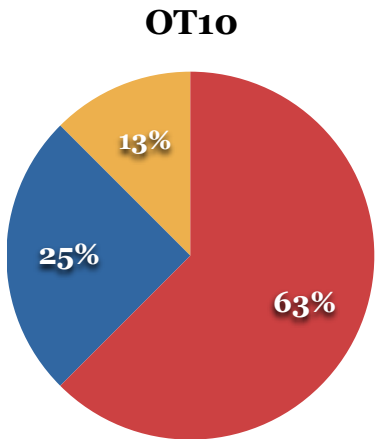
These percentages consider how often a justice authors the majority opinion when that justice is in the majority.*

Justice	Cases Decided	Frequency in the Majority	Opinions Authored	Frequency as Author	OT16	OT15	OT14	OT13	OT12	OT11	OT10
Gorsuch	15	13	5	38%	0%	-	-	-	-	-	-
Kagan	14	3	1	33%	20%	0%	10%	60%	10%	17%	0%
Ginsburg	15	4	1	25%	20%	0%	25%	0%	10%	0%	33%
Alito	15	12	3	25%	0%	100%	33%	33%	46%	33%	0%
Kennedy	15	12	2	17%	50%	50%	14%	30%	20%	33%	21%
Thomas	15	12	2	17%	33%	0%	0%	20%	13%	0%	33%
Roberts	15	13	1	8%	0%	0%	20%	14%	14%	10%	30%
Breyer	15	3	0	0%	20%	33%	21%	0%	18%	43%	20%
Sotomayor	15	3	0	0%	0%	0%	15%	0%	22%	29%	17%

* Percentages represent the number of majority opinions authored divided by the number of times a justice was in the majority for a signed opinion.

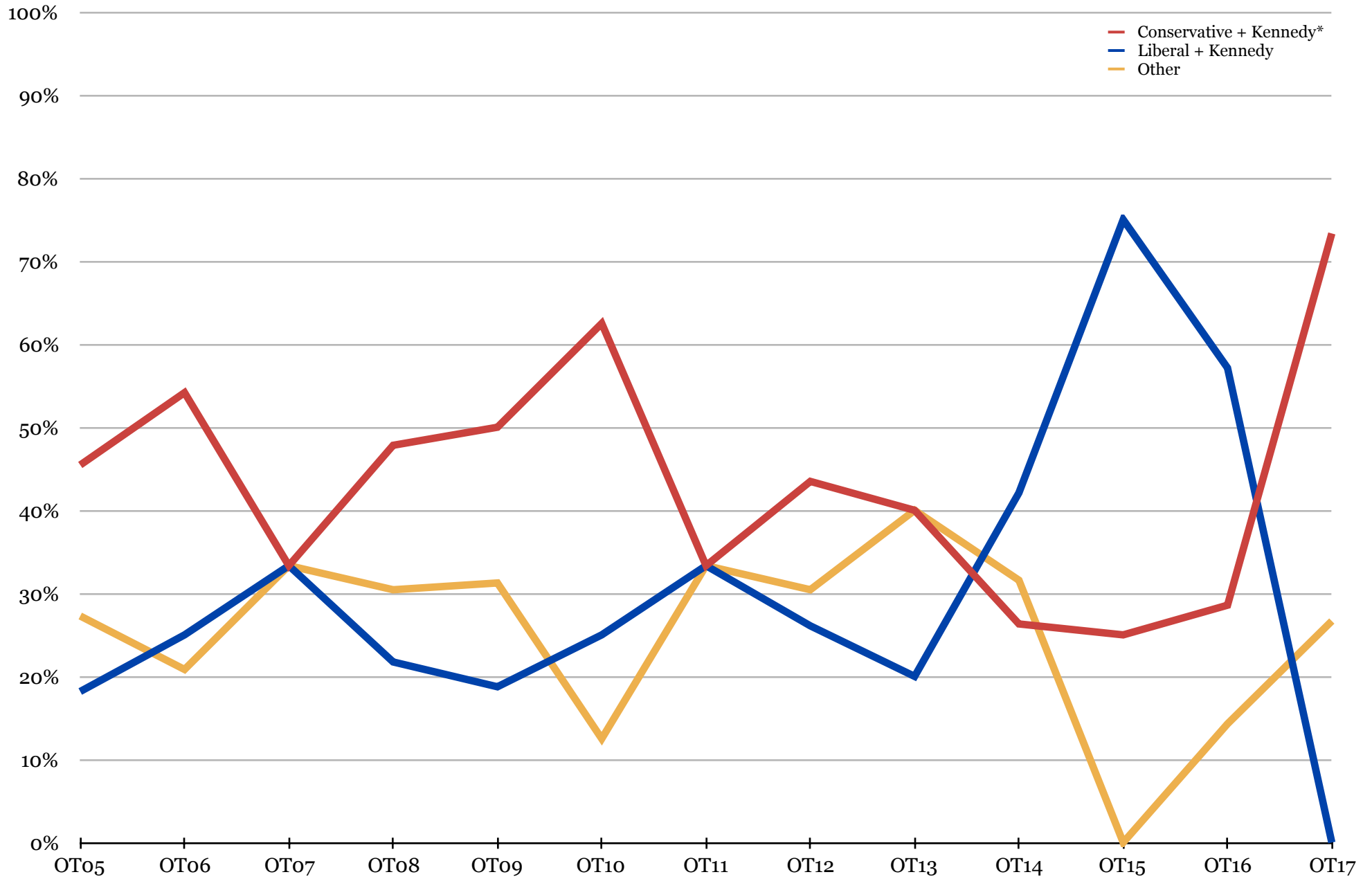
5-4 Cases

- Conservative + Kennedy
- Liberal + Kennedy
- Other



*Conservative = Roberts, Kennedy, Scalia/Gorsuch, Thomas, Alito;
 Liberal = Kennedy, Ginsburg, Breyer, Sotomayor, Kagan

5-4 Cases



*The conservative line includes the combination of Roberts, Kennedy, Scalia/Gorsuch, Thomas and Alito; the liberal line counts the combination of Kennedy, Stevens/Kagan, Souter/Sotomayor, Ginsburg and Breyer. All other alignments of five-justice majorities are grouped into the “other” category.

Majority Opinion Distribution by Senior Justices

For each case decided with a merits opinion, the author of the majority opinion is selected by the most senior justice who votes with the majority. For example, in *Sessions v. Dimaya*, a 5-4 decision in which Justices Ginsburg, Breyer, Sotomayor, Kagan, and Gorsuch voted in the majority, Justice Ginsburg (the most senior justice in the majority) assigned authorship duties to Justice Kagan (the author of the majority opinion). The tables below demonstrate how the five most senior justices on the court assigned majority opinions during OT17 when they had the chance. For unanimous cases we have showed only statistics for Chief Justice Roberts because he is always the most senior justice in the majority for unanimous opinions.

Unanimous Cases

	Roberts	Kennedy	Thomas	Ginsburg	Breyer	Alito	Sotomayor	Kagan	Gorsuch
Roberts (20)	3 15%	1 5%	1 5%	4 20%	2 10%	2 10%	4 20%	2 10%	1 5%

Divided Cases

	Roberts	Kennedy	Thomas	Ginsburg	Breyer	Alito	Sotomayor	Kagan	Gorsuch
Roberts (30)	2 7%	3 10%	3 10%	2 7%	4 13%	4 13%	3 10%	3 10%	6 20%
Kennedy (3)		2 67%	1 33%	0 0%	0 0%	0 0%	0 0%	0 0%	0 0%
Thomas (1)			1 100%	0 0%	0 0%	0 0%	0 0%	0 0%	0 0%
Ginsburg (1)				0 0%	0 0%	0 0%	0 0%	1 100%	0 0%
Breyer (0)					0 0%	0 0%	0 0%	0 0%	0 0%

Justice Agreement - All Cases

	Kennedy		Thomas		Ginsburg		Breyer		Alito		Sotomayor		Kagan		Gorsuch		Total
Roberts	53	83%	35	55%	39	61%	40	63%	43	67%	35	55%	43	70%	39	63%	64
	57	89%	49	77%	43	67%	46	72%	48	75%	42	66%	46	75%	50	81%	
	57	89%	51	80%	44	69%	47	73%	49	77%	43	67%	46	75%	51	82%	
	7	11%	13	20%	20	31%	17	27%	15	23%	21	33%	15	25%	11	18%	
Kennedy	34	53%	35	55%	34	53%	43	67%	31	48%	39	64%	39	63%	64		
	52	81%	42	66%	43	67%	51	80%	41	64%	45	74%	51	82%			
	54	84%	43	67%	44	69%	52	81%	42	66%	45	74%	53	85%			
	10	16%	21	33%	20	31%	12	19%	22	34%	16	26%	9	15%			
Thomas	24	38%	25	39%	46	72%	21	33%	27	44%	41	66%	64				
	34	53%	35	55%	59	92%	31	48%	35	57%	49	79%					
	37	58%	38	59%	60	94%	34	53%	37	61%	50	81%					
	27	42%	26	41%	4	6%	30	47%	24	39%	12	19%					
Ginsburg	52	81%	26	41%	54	84%	49	80%	27	44%	64						
	56	88%	32	50%	58	91%	53	87%	35	56%							
	57	89%	35	55%	61	95%	55	90%	37	60%							
	7	11%	29	45%	3	5%	6	10%	25	40%							
Breyer	27	42%	50	78%	52	85%	30	48%	64								
	34	53%	57	89%	57	93%	38	61%									
	36	56%	58	91%	58	95%	40	65%									
	28	44%	6	9%	3	5%	22	35%									
Alito	21	33%	29	48%	40	65%	64										
	29	45%	33	54%	49	79%											
	32	50%	35	57%	50	81%											
	32	50%	26	43%	12	19%											
Sotomayor	45	74%	25	40%	64												
	53	87%	33	53%													
	56	92%	35	56%													
	5	8%	27	44%													
Kagan	30	51%	61														
	37	63%															
	38	64%															
	21	36%															
		Gorsuch	62														

Key	
Fully Agree	Light Blue
Agree in Full or Part	Medium Blue
Agree in Full, Part or Judgment Only	Dark Blue
Disagree in Judgment	Yellow

Justice Agreement - Non-Unanimous Cases

	Kennedy		Thomas		Ginsburg		Breyer		Alito		Sotomayor		Kagan		Gorsuch		Total
Roberts	27	73%	13	35%	16	43%	16	43%	19	51%	15	41%	19	53%	18	50%	37
	30	81%	23	62%	17	46%	19	51%	22	59%	17	46%	21	58%	25	69%	
	30	81%	24	65%	17	46%	20	54%	22	59%	16	43%	21	58%	25	69%	
	7	19%	13	35%	20	54%	17	46%	15	41%	21	57%	15	42%	11	31%	
Kennedy	12	32%	13	35%	11	30%	21	57%	11	30%	16	44%	18	50%	37		
	26	70%	16	43%	16	43%	25	68%	16	43%	20	56%	26	72%			
	27	73%	16	43%	17	46%	25	68%	15	41%	20	56%	27	75%			
	10	27%	21	57%	20	54%	12	32%	22	59%	16	44%	9	25%			
Thomas	5	14%	4	11%	22	59%	3	8%	7	19%	15	42%	37				
	9	24%	9	24%	32	86%	7	19%	11	31%	23	64%					
	10	27%	11	30%	33	89%	7	19%	12	33%	24	67%					
	27	73%	26	70%	4	11%	30	81%	24	67%	12	33%					
Ginsburg	29	78%	6	16%	31	84%	27	75%	9	25%	37						
	31	84%	7	19%	34	92%	29	81%	11	31%							
	30	81%	8	22%	34	92%	30	83%	11	31%							
	7	19%	29	78%	3	8%	6	17%	25	69%							
Breyer	5	14%	28	76%	29	81%	10	28%	37								
	8	22%	32	86%	32	89%	13	36%									
	9	24%	31	84%	33	92%	14	39%									
	28	76%	6	16%	3	8%	22	61%									
Alito	3	8%	8	22%	16	44%	37										
	5	14%	9	25%	23	64%											
	5	14%	10	28%	24	67%											
	32	86%	26	72%	12	33%											
Sotomayor	26	72%	7	19%	37												
	30	83%	10	28%													
	31	86%	9	25%													
	5	14%	27	75%													
Kagan	11	31%	36														
	14	40%															
	14	40%															
	21	60%															
Gorsuch													36				

Key

Fully Agree
Agree in Full or Part
Agree in Full, Part or Judgment Only
Disagree in Judgment

Justice Agreement - 5-4 Cases

	Kennedy	Thomas	Ginsburg	Breyer	Alito	Sotomayor	Kagan	Gorsuch	Total
Roberts	10 67%	6 40%	2 13%	3 20%	10 67%	3 20%	3 21%	7 47%	15
	12 80%	12 80%	2 13%	3 20%	12 80%	4 27%	3 21%	11 73%	
	12 80%	12 80%	2 13%	3 20%	12 80%	3 20%	3 21%	11 73%	
	3 20%	3 20%	13 87%	12 80%	3 20%	12 80%	11 79%	4 27%	
Kennedy	6 40%	1 7%	0 0%	0 0%	12 80%	0 0%	0 0%	8 53%	15
	15 100%	1 7%	0 0%	0 0%	15 100%	1 7%	0 0%	13 87%	
	15 100%	1 7%	0 0%	0 0%	15 100%	0 0%	0 0%	14 93%	
	0 0%	14 93%	15 100%	15 100%	0 0%	15 100%	14 100%	1 7%	
Thomas	0 0%	0 0%	7 47%	0 0%	7 47%	0 0%	0 0%	8 53%	15
	1 7%	0 0%	15 100%	1 7%	15 100%	1 7%	0 0%	13 87%	
	1 7%	0 0%	15 100%	0 0%	15 100%	0 0%	0 0%	14 93%	
	14 93%	15 100%	0 0%	15 100%	15 100%	14 100%	1 7%	1 7%	
Ginsburg	14 93%	1 7%	13 87%	12 86%	12 86%	0 0%	0 0%	0 0%	15
	14 93%	1 7%	14 93%	13 93%	13 93%	2 13%	2 13%	2 13%	
	14 93%	1 7%	14 93%	13 93%	13 93%	2 13%	2 13%	2 13%	
	1 7%	14 93%	1 7%	1 7%	1 7%	13 87%	13 87%	13 87%	
Breyer	0 0%	14 93%	13 93%	0 0%	14 93%	13 93%	0 0%	0 0%	15
	0 0%	15 100%	14 100%	1 7%	15 100%	14 100%	1 7%	1 7%	
	0 0%	15 100%	14 100%	1 7%	15 100%	14 100%	1 7%	1 7%	
	15 100%	0 0%	0 0%	14 93%	0 0%	14 93%	14 93%	14 93%	
Alito	0 0%	0 0%	8 53%	0 0%	0 0%	0 0%	8 53%	8 53%	15
	1 7%	0 0%	13 87%	1 7%	0 0%	0 0%	13 87%	13 87%	
	0 0%	0 0%	14 93%	0 0%	0 0%	0 0%	14 93%	14 93%	
	15 100%	14 100%	1 7%	15 100%	14 100%	1 7%	1 7%	1 7%	
Sotomayor	12 86%	0 0%	0 0%	0 0%	12 86%	0 0%	0 0%	0 0%	15
	14 100%	2 13%	14 100%	2 13%	14 100%	2 13%	2 13%	2 13%	
	14 100%	1 7%	14 100%	1 7%	14 100%	1 7%	1 7%	1 7%	
	0 0%	14 93%	0 0%	14 93%	0 0%	14 93%	14 93%	14 93%	
Kagan	0 0%	0 0%	0 0%	0 0%	0 0%	0 0%	0 0%	0 0%	14
	1 7%	1 7%	1 7%	1 7%	1 7%	1 7%	1 7%	1 7%	
	1 7%	1 7%	1 7%	1 7%	1 7%	1 7%	1 7%	1 7%	
	13 93%	13 93%	13 93%	13 93%	13 93%	13 93%	13 93%	13 93%	
Gorsuch								15	

Key
Fully Agree
Agree in Full or Part
Agree in Full, Part or Judgment Only
Disagree in Judgment

Justice Agreement - Highs and Lows

The following tables list the justice pairs with the highest and lowest agreement rates based on both metrics for justice agreement—i.e., all cases and non-unanimous cases only—when justices agree in full, part or judgment only. Non-unanimous cases are those in which at least one justice dissented; cases that produced only a majority opinion and one or more concurring opinions are not included in that measure.

	Highest Agreement			Lowest Agreement		
All Cases	1	Ginsburg - Sotomayor	95.3%	1	Alito - Sotomayor	50.0%
	2	Breyer - Kagan	95.1%	2	Thomas - Sotomayor	53.1%
	3	Thomas - Alito	93.8%	3	Ginsburg - Alito	54.7%
	4	Sotomayor - Kagan	91.8%	4	Breyer - Alito	56.3%
	5	Breyer - Sotomayor	90.6%	5	Sotomayor - Gorsuch	56.5%
	6	Ginsburg - Kagan	90.2%	6	Alito - Kagan	57.4%
	7	Roberts - Kennedy	89.1%	7	Thomas - Ginsburg	57.8%
	8	Ginsburg - Breyer	89.1%	8	Thomas - Breyer	59.4%
	9	Kennedy - Gorsuch	85.5%	9	Ginsburg - Gorsuch	59.7%
	10	Kennedy - Thomas	84.4%	10	Thomas - Kagan	60.7%
Divided Cases	1	Ginsburg - Sotomayor	91.9%	1	Alito - Sotomayor	13.5%
	2	Breyer - Kagan	91.7%	2	Thomas - Sotomayor	18.9%
	3	Thomas - Alito	89.2%	3	Ginsburg - Alito	21.6%
	4	Sotomayor - Kagan	86.1%	4	Breyer - Alito	24.3%
	5	Breyer - Sotomayor	83.8%	5	Sotomayor - Gorsuch	25.0%
	6	Ginsburg - Kagan	83.3%	6	Thomas - Ginsburg	27.0%
	7	Roberts - Kennedy	81.1%	7	Alito - Kagan	27.8%
	8	Ginsburg - Breyer	81.1%	8	Thomas - Breyer	29.7%
	9	Kennedy - Gorsuch	75.0%	9	Ginsburg - Gorsuch	30.6%
	10	Kennedy - Thomas	73.0%	10	Thomas - Kagan	33.3%
5-4 Cases	1	Kennedy - Thomas	100.0%	1	Kennedy - Breyer	0.0%
	2	Kennedy - Alito	100.0%	2	Kennedy - Sotomayor	0.0%
	3	Thomas - Alito	100.0%	3	Kennedy - Kagan	0.0%
	4	Breyer - Sotomayor	100.0%	4	Thomas - Breyer	0.0%
	5	Breyer - Kagan	100.0%	5	Thomas - Sotomayor	0.0%
	6	Sotomayor - Kagan	100.0%	6	Thomas - Kagan	0.0%
	7	Kennedy - Gorsuch	93.3%	7	Breyer - Alito	0.0%
	8	Thomas - Gorsuch	93.3%	8	Alito - Sotomayor	0.0%
	9	Ginsburg - Breyer	93.3%	9	Alito - Kagan	0.0%
	10	Ginsburg - Sotomayor	93.3%	10	Kennedy - Ginsburg	6.7%

Time Between Oral Argument and Opinion

The following charts address the time it takes for the court to release opinions following oral argument. The court released 55 merits opinions after argument during OT17.

Argued	Avg.	Total	Remain
October	157d	9	-
November	124d	6	-
December	130d	10	-
January	112d	9	1
February	110d	9	1
March	70d	8	1
April	57d	12	1
Overall	108d	63	4

Average	108d
Median	106d

Shortest	<i>Hamer</i>	29d
Longest	<i>Gill</i>	258d

Averages

OT05	79d
OT06	96d
OT07	94d
OT08	94d
OT09	109d
OT10	106d
OT11	97d
OT12	95d
OT13	94d
OT14	95d
OT15	95d
OT16	92d

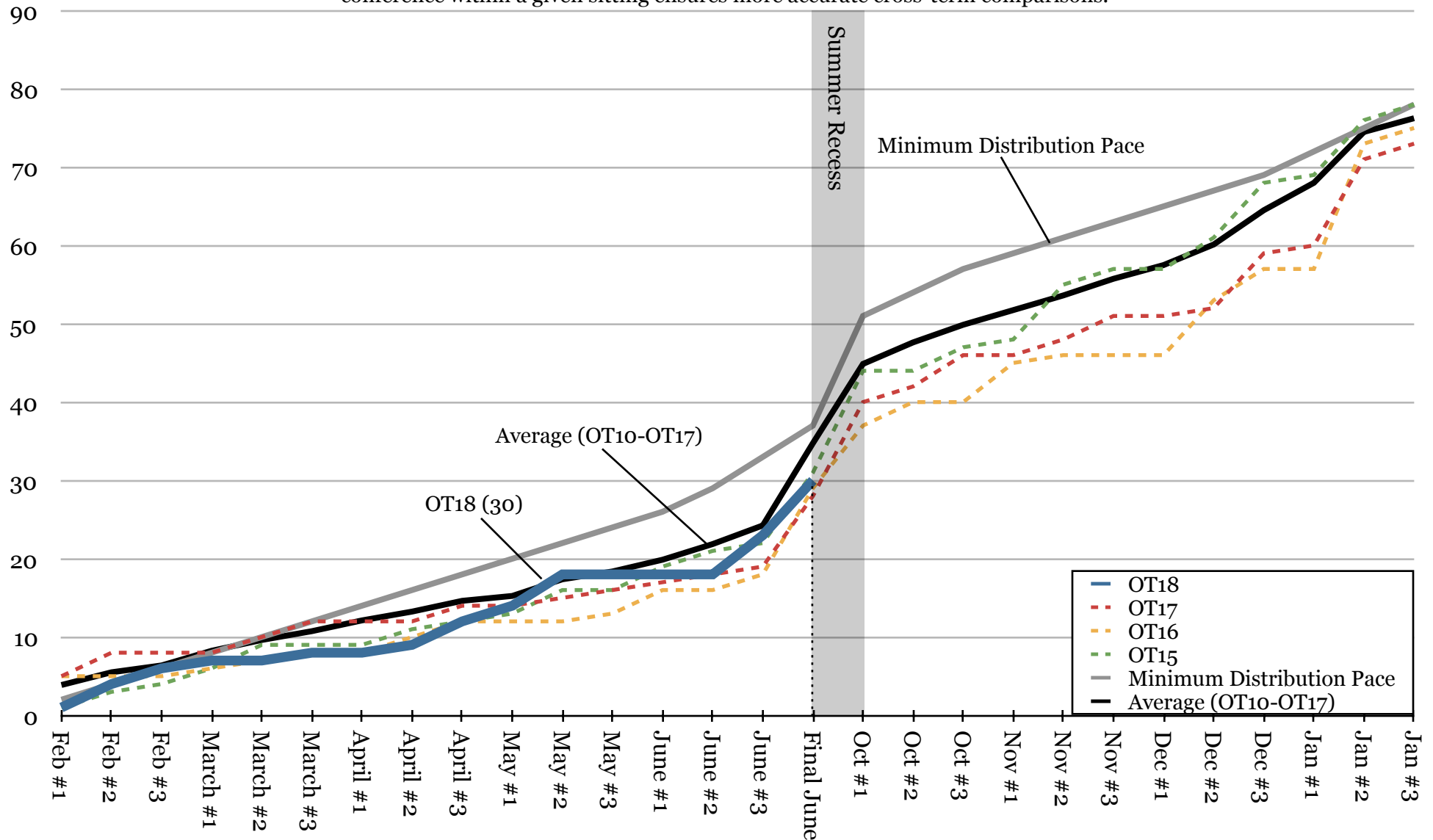
	Rank			Author	Vote	Argued	Decided
Shortest	1	<i>Hamer v. Neighborhood Housing</i>	29d	Ginsburg	9-0	Oct 10, 2017	Nov 8, 2017
	2	<i>Lagos v. U.S.</i>	41d	Breyer	9-0	Apr 18, 2018	May 29, 2018
	3	<i>Lamar v. Appling</i>	48d	Sotomayor	9-0	Apr 17, 2018	Jun 4, 2018
	4	<i>U.S. v. Sanchez-Gomez</i>	49d	Roberts	9-0	Mar 26, 2018	May 14, 2018
	5	<i>Animal Sci. Prods v. Hebei</i>	51d	Ginsburg	9-0	Apr 24, 2018	Jun 14, 2018
	6	<i>Texas v. New Mexico</i>	56d	Gorsuch	9-0	Jan 8, 2018	Mar 5, 2018
	6	<i>Chavez-Meza v. U.S.</i>	56d	Breyer	5-3	Apr 23, 2018	Jun 18, 2018
	8	<i>Pereira v. Sessions</i>	59d	Sotomayor	8-1	Apr 23, 2018	Jun 21, 2018
	8	<i>Lucia v. S.E.C.</i>	59d	Kagan	7-2	Apr 23, 2018	Jun 21, 2018
	10	<i>Upper Skagit v. Lundgren</i>	61d	Gorsuch	7-2	Mar 21, 2018	May 21, 2018

	Rank			Author	Vote	Argued	Decided
Longest	1	<i>Gill v. Whitford</i>	258d	Roberts	9-0	Oct 3, 2017	Jun 18, 2018
	2	<i>Epic v. Lewis</i>	231d	Gorsuch	5-4	Oct 2, 2017	May 21, 2018
	3	<i>Carpenter v. U.S.</i>	205d	Roberts	5-4	Nov 29, 2017	Jun 22, 2018
	4	<i>Sessions v. Dimaya</i>	196d	Kagan	5-4	Oct 3, 2017	Apr 17, 2018
	5	<i>Jesner v. Arab Bank</i>	195d	Kennedy	5-4	Oct 11, 2017	Apr 24, 2018
	6	<i>Masterpiece v. Co. Comm'n</i>	181d	Kennedy	7-2	Dec 5, 2017	Jun 4, 2018
	7	<i>Wilson v. Sellers</i>	169d	Breyer	6-3	Oct 30, 2017	Apr 17, 2018
	8	<i>Murphy v. NCAA</i>	161d	Alito	7-2	Dec 4, 2017	May 14, 2018
	9	<i>Ortiz v. U.S.</i>	157d	Kagan	7-2	Jan 16, 2018	Jun 22, 2018
	10	<i>Husted v. Randolph Inst.</i>	152d	Alito	5-4	Jan 10, 2018	Jun 11, 2018

	Less than 30 days	30-59	60-89	90-119	120-149	150-179	180-209	210-239	More than 240
OT14	0	11	21	21	8	2	2	1	0
OT15	1	17	16	19	5	3	6	0	0
OT16	0	16	21	11	6	5	2	1	0
OT17	1	8	17	11	9	4	4	1	1

Pace of Grants

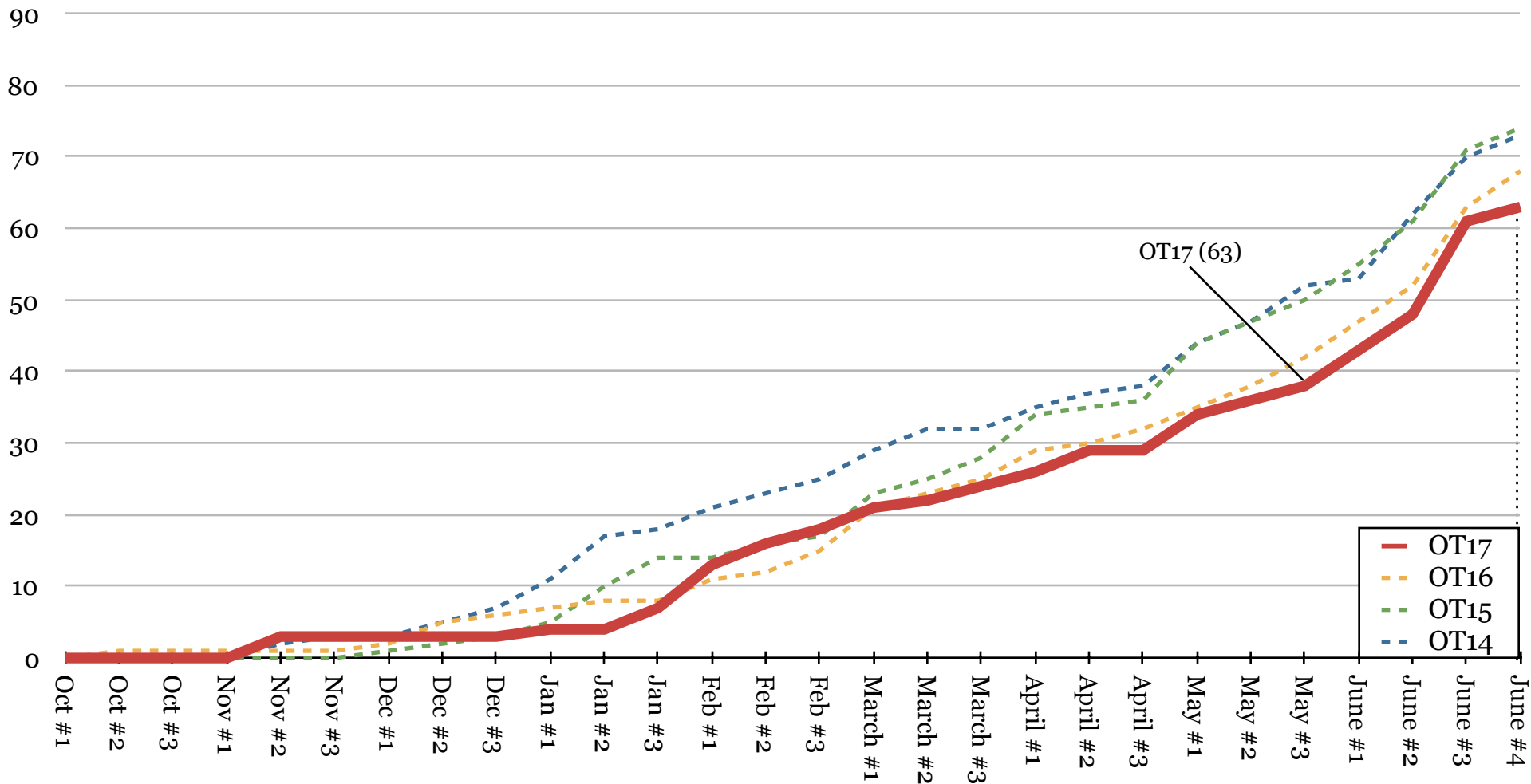
The following chart plots the pace at which the court fills its merits docket for a given term. Each date marker represents the conference within a given sitting. For instance, Feb #3 is the third February conference, which, during OT17, took place on March 2, 2018. Categorizing grants by their conference within a given sitting ensures more accurate cross-term comparisons.



* The Minimum Distribution Pace presented in this chart reflects the number of petitions that must be granted to fill the court's docket for oral argument while giving the litigants in each case a complete or near-complete briefing schedule. The pace also reflects the number of petitions raised at each conference and other factors affecting the certiorari process.

Pace of Opinions

The following chart plots the pace at which the court releases merits opinions throughout the term, beginning in October and ending in June. This chart includes both opinions released after full briefing and summary reversals. Here, as in the Pace of Grants chart, cases are categorized by their release within a given sitting, rather than by calendar month. For example, the opinions for Feb #3 of OT17 were actually released on March 5, 2018.



Grants Per Conference

	October Term												Average (OT06-OT16)	Range (OT06-OT16)	Calendar Weeks Covered	Grants Per Weeks Covered (OT06-OT16)	
	'06	'07	'08	'09	'10	'11	'12	'13	'14	'15	'16	'17					
Feb #1	4	2	8	9	3	7	6	4	0	1	5	1	4.5	7.1	0 - 9	4	1.1
Feb #2	0	3	3	1	1	0	0	2	5	2	3	3	1.8		0 - 5	1	1.8
Feb #3	1	0	0	1	3	1	0	1	1	1	0	2	0.8		0 - 3	1	0.8
March #1	0	0	8	0	4	2	2	3	1	2	0	1	2.0	4.5	0 - 8	2	1.0
March #2	1	2	2	1	0	1	1	2	1	3	2	0	1.5		0 - 3	1	1.5
March #3	1	0	2	1	0	2	2	1	1	0	2	1	1.1		0 - 2	1	1.1
April #1	3	0	2	3	4	1	1	2	3	0	0	0	1.7	4.3	0 - 4	2	0.9
April #2	0	1	2	3	2	0	0	1	2	2	0	1	1.2		0 - 3	1	1.2
April #3	1	1	0	4	0	2	1	1	2	1	2	3	1.4		0 - 4	1	1.4
May #1	4	0	1	4	1	1	0	1	1	1	0	2	1.3	4.4	0 - 4	2	0.6
May #2	0	3	0	1	5	1	1	5	1	3	1	4	1.9		0 - 5	1	1.9
May #3	1	4	0	1	1	1	1	2	1	0	1	0	1.2		0 - 4	1	1.2
June #1	4	1	0	2	0	2	1	2	0	3	1	0	1.5	15.3	0 - 4	1	1.5
June #2	1	3	3	4	4	4	2	1	2	2	1	0	2.5		1 - 4	1	2.5
June #3	2	1	3	3	3	4	1	4	3	1	1	5	2.4		1 - 4	1	2.4
June #4	5	5	9	7	7	13	10	12	13	9	9	7	9.0		5 - 13	1	9.0
Oct #1	9	17	10	11	13	7	9	8	12	14	12		11.1	15.8	7 - 17	13	0.9
Oct #2	2	0	1	5	7	2	7	2	0	0	2		2.5		0 - 7	2	1.3
Oct #3	1	2	1	2	1	4	1	2	3	3	4		2.2		1 - 4	1	2.2
Nov #1	4	2	2	3	5	1	4	1	0	1	0		2.1	6.5	0 - 5	2	1.0
Nov #2	2	1	1	0	0	5	1	0	4	8	2		2.2		0 - 8	1	2.2
Nov #3	0	1	5	1	2	3	4	2	2	2	3		2.3		0 - 5	1	2.3
Dec #1	0	3	2	3	3	4	3	4	2	0	0		2.2	8.8	0 - 4	1	2.2
Dec #2	3	3	2	2	2	1	2	1	3	4	1		2.2		1 - 4	2	1.1
Dec #3	5	6	2	3	3	5	5	2	3	8	7		4.5		2 - 8	1	4.5
Jan #1	7	6	4	1	5	1	3	8	0	1	1		3.4	9.5	0 - 8	4	0.8
Jan #2	4	4	6	5	0	0	6	3	6	7	11		4.7		0 - 11	1	4.7
Jan #3	7	2	0	0	0	1	2	0	1	2	1		1.5		0 - 7	1	1.5
Total	72	73	79	81	79	76	76	77	73	81	72	30	76.3	76.3	72 - 81	52	1.5

Opinions Per Week

	October Term												Average		Range
	'06	'07	'08	'09	'10	'11	'12	'13	'14	'15	'16	'17	(OT06-OT16)	(OT06-OT16)	(OT06-OT16)
Oct #1	0	0	0	0	0	0	0	0	0	0	0	0	0.0	0.4	0 - 0
Oct #2	0	0	1	0	0	0	0	0	0	0	1	0	0.2		0 - 1
Oct #3	1	0	0	1	0	0	0	0	0	0	0	0	0.2		0 - 1
Nov #1	0	0	0	0	0	1	0	2	0	0	0	0	0.3	1.6	0 - 2
Nov #2	0	1	1	1	1	3	1	0	2	0	0	3	0.9		0 - 3
Nov #3	1	0	0	1	1	0	1	0	1	0	0	0	0.5		0 - 1
Dec #1	0	0	1	1	1	0	1	3	0	1	1	0	0.8	3.7	0 - 3
Dec #2	1	2	0	5	0	0	1	2	2	1	3	0	1.5		0 - 5
Dec #3	2	3	1	0	1	2	1	1	2	1	1	0	1.4		0 - 3
Jan #1	4	3	4	4	2	7	4	3	4	2	1	1	3.5	9.2	1 - 7
Jan #2	1	3	5	5	3	4	1	1	6	5	1	0	3.2		1 - 6
Jan #3	3	1	6	1	4	4	1	3	1	4	0	3	2.5		0 - 6
Feb #1	5	5	5	5	4	7	9	6	3	0	3	6	4.7	9.4	0 - 9
Feb #2	1	2	3	3	6	1	4	5	2	2	1	3	2.7		1 - 6
Feb #3	2	1	4	2	3	1	1	1	2	1	3	2	1.9		1 - 4
March #1	1	2	2	1	3	7	4	3	4	6	6	3	3.5	7.9	1 - 7
March #2	2	2	5	5	2	5	3	2	3	2	2	1	3.0		2 - 5
March #3	2	1	2	0	2	2	1	0	0	3	2	2	1.4		0 - 3
April #1	5	5	4	4	2	4	4	4	3	6	4	2	4.1	8.2	2 - 6
April #2	3	1	4	3	2	2	1	3	2	1	1	3	2.1		1 - 4
April #3	5	1	4	2	2	0	1	3	1	1	2	0	2.0		0 - 5
May #1	1	1	2	3	3	1	3	1	6	8	3	5	2.9	10.1	1 - 8
May #2	5	4	3	6	6	5	4	5	3	3	3	2	4.3		3 - 6
May #3	1	3	2	5	2	2	2	3	5	3	4	2	2.9		1 - 5
June #1	4	3	5	4	8	2	3	5	1	5	5	5	4.1	25.0	1 - 8
June #2	8	9	6	9	9	2	7	6	9	6	5	5	6.9		2 - 9
June #3	6	7	7	10	10	8	8	8	8	10	11	13	8.5		6 - 11
June #4	8	10	2	5	5	5	12	3	3	3	5	2	5.5		2 - 12
Total	72	70	79	86	82	75	78	73	73	74	68	63	75.5	75.5	68 - 86


















































































Oral Argument - Advocates

Advocates Who Appeared Two or More Times During OT17

Name*	Appearances		Position	Law School	Supreme Court Clerkship	U.S. Solicitor General Experience
	OT16	All-Time				
Paul D. Clement	6	92	Kirkland & Ellis LLP	Harvard	Antonin Scalia	Yes
Jeffrey B. Wall	5	16	Principal Deputy Solicitor General	Chicago	Clarence Thomas	Yes
Malcolm L. Stewart	4	79	Deputy Solicitor General	Yale	Harry Blackmun	Yes
Noel J. Francisco	4	7	Solicitor General	Chicago	Antonin Scalia	Yes
Edwin S. Kneedler	3	138	Deputy Solicitor General	Virginia	None	Yes
Neal K. Katyal	3	37	Hogan Lovells LLP	Yale	Stephen Breyer	Yes
Jeffrey L. Fisher	3	35	Stanford Supreme Court Clinic	Michigan	John Paul Stevens	No
Kannon K. Shanmugam	3	23	Williams & Connolly LLP	Harvard	Antonin Scalia	Yes
Ann O'Connell	3	19	Assistant to the Solicitor General	George Washington	William Rehnquist	Yes
Eric J. Feigin	3	18	Assistant to the Solicitor General	Stanford	Stephen Breyer	Yes
Brian H. Fletcher	3	11	Assistant to the Solicitor General	Harvard	Ruth Bader Ginsburg	Yes
Scott A. Keller	3	11	Solicitor General of Texas	Texas	Anthony Kennedy	No
Rachel P. Kovner	3	11	Assistant to the Solicitor General	Stanford	Antonin Scalia	Yes
Allon Kedem	3	8	Assistant to the Solicitor General	Yale	Elena Kagan	Yes
Zachary D. Tripp	3	8	Assistant to the Solicitor General	Columbia	Ruth Bader Ginsburg	Yes
Eric E. Murphy	3	5	Ohio State Solicitor	Chicago	Anthony Kennedy	No
Daniel L. Geyser	3	4	Stris & Maher LLP	Harvard	None	No
Michael R. Dreeben	2	105	Deputy Solicitor General	Duke	None	Yes
David C. Frederick	2	50	Kellogg Huber PLLC	Texas	Byron White	Yes
Gregory G. Garre	2	44	Latham & Watkins LLP	George Washington	William Rehnquist	Yes
Paul M. Smith	2	21	Jenner & Block LLP	Yale	Lewis Powell	No
E. Joshua Rosenkranz	2	17	Orrick, Herrington & Sutcliffe LLP	Georgetown	William Brennan	No
Shay Dvoretzky	2	7	Jones Day LLP	Yale	Antonin Scalia	No
Adam G. Unikowsky	2	6	Jenner & Block LLP	Harvard	Antonin Scalia	No
Frederick R. Yarger	2	4	Colorado Solicitor General	Chicago	None	No
Robert A. Parker	2	3	Assistant to the Solicitor General	Yale	None	Yes
Total: 26						


















































































Voting Alignment - All Cases

Cases are sorted by date of decision. Dissenting justices are shaded in gray and the author of the majority opinion is highlighted in red.

Case Name	Decided	Vote	Author	Sotomayor	Ginsburg	Kagan	Breyer	Kennedy	Roberts	Gorsuch	Alito	Thomas
<i>Kernan v. Cuero</i>	November 6, 2017	9-0	Per Curiam									
<i>Dunn v. Madison</i>	November 6, 2017	9-0	Per Curiam									
<i>Hamer v. Neighborhood Housing</i>	November 8, 2017	9-0	Ginsburg									
<i>In re United States</i>	December 20, 2017	9-0	Per Curiam									
<i>Tharpe v. Sellers</i>	January 8, 2018	6-3	Per Curiam									
<i>District of Columbia v. Wesby</i>	January 22, 2018	9-0	Thomas									
<i>Artis v. District of Columbia</i>	January 22, 2018	5-4	Ginsburg									
<i>National Association of Manufacturers v. Department of Defense</i>	January 22, 2018	9-0	Sotomayor									
<i>CNH Industrial N.V. v. Reese</i>	February 20, 2018	9-0	Per Curiam									

Voting Alignment - All Cases


















































































(continued)

Case Name	Decided	Vote	Author	Sotomayor	Ginsburg	Kagan	Breyer	Kennedy	Roberts	Gorsuch	Alito	Thomas
<i>Montana v. Wyoming</i>	February 20, 2018	8-0	Per Curiam									
<i>Digital Realty Trust v. Somers</i>	February 21, 2018	9-0	Ginsburg									
<i>Class v. United States</i>	February 21, 2018	6-3	Breyer									
<i>Rubin v. Islamic Republic of Iran</i>	February 21, 2018	8-0	Sotomayor									
<i>Murphy v. Smith</i>	February 21, 2018	5-4	Gorsuch									
<i>Patchak v. Zinke</i>	February 27, 2018	6-3	Thomas									
<i>Jennings v. Rodriguez</i>	February 27, 2018	5-3	Alito									
<i>Merit Management Group v. FTI Consulting</i>	February 27, 2018	9-0	Sotomayor									
<i>U.S. Bank N.A. v. Village at Lakeridge</i>	March 5, 2018	9-0	Kagan									


















































































Voting Alignment - All Cases (continued)

Case Name	Decided	Vote	Author	Sotomayor	Ginsburg	Kagan	Breyer	Kennedy	Roberts	Gorsuch	Alito	Thomas
<i>Texas v. New Mexico</i>	March 5, 2018	9-0	Gorsuch									
<i>Cyan v. Beaver County Employees</i>	March 20, 2018	9-0	Kagan									
<i>Marinello v. United States</i>	March 21, 2018	7-2	Breyer									
<i>Ayestas v. Davis</i>	March 21, 2018	9-0	Alito									
<i>Hall v. Hall</i>	March 27, 2018	9-0	Roberts									
<i>Encino Motorcars v. Navarro</i>	April 2, 2018	5-4	Thomas									
<i>Kisela v. Hughes</i>	April 2, 2018	7-2	Per Curiam									
<i>Wilson v. Sellers</i>	April 17, 2018	6-3	Breyer									
<i>Sessions v. Dimaya</i>	April 17, 2018	5-4	Kagan									


















































































Voting Alignment - All Cases (continued)

Case Name	Decided	Vote	Author	Sotomayor	Ginsburg	Kagan	Breyer	Kennedy	Roberts	Gorsuch	Alito	Thomas
<i>Jesner v. Arab Bank</i>	April 24, 2018	5-4	Kennedy									
<i>Oil States Energy Services v. Greene's Energy Group</i>	April 24, 2018	7-2	Thomas									
<i>SAS Institute v. Iancu</i>	April 24, 2018	5-4	Gorsuch									
<i>United States v. Sanchez-Gomez</i>	May 14, 2018	9-0	Roberts									
<i>Byrd v. United States</i>	May 14, 2018	9-0	Kennedy									
<i>McCoy v. Louisiana</i>	May 14, 2018	6-3	Ginsburg									
<i>Dahda v. United States</i>	May 14, 2018	8-0	Breyer									
<i>Murphy v. National Collegiate Athletic Association</i>	May 14, 2018	7-2	Alito									
<i>Epic Systems Corp. v. Lewis</i>	May 21, 2018	5-4	Gorsuch									


















































































Voting Alignment - All Cases (continued)

Case Name	Decided	Vote	Author	Sotomayor	Ginsburg	Kagan	Breyer	Kennedy	Roberts	Gorsuch	Alito	Thomas
<i>Upper Skagit Indian Tribe v. Lundgren</i>	May 21, 2018	7-2	Gorsuch									
<i>Lagos v. United States</i>	May 29, 2018	9-0	Breyer									
<i>Collins v. Virginia</i>	May 29, 2018	8-1	Sotomayor									
<i>Masterpiece Cakeshop v. Colorado Civil Rights Commission</i>	June 4, 2018	7-2	Kennedy									
<i>Hughes v. United States</i>	June 4, 2018	6-3	Kennedy									
<i>Koons v. United States</i>	June 4, 2018	9-0	Alito									
<i>Lamar, Archer & Cofrin, LLP v. Appling</i>	June 4, 2018	9-0	Sotomayor									
<i>Azar v. Garza</i>	June 4, 2018	9-0	Per Curiam									
<i>China Agritech, Inc. v. Resh</i>	June 11, 2018	9-0	Ginsburg									

Voting Alignment - All Cases (continued)

Case Name	Decided	Vote	Author	Sotomayor	Ginsburg	Kagan	Breyer	Kennedy	Roberts	Gorsuch	Alito	Thomas
<i>Husted v. Randolph Institute</i>	June 11, 2018	5-4	Alito									
<i>Sveen v. Melin</i>	June 11, 2018	8-1	Kagan									
<i>Minnesota Voters Alliance v. Mansky</i>	June 14, 2018	7-2	Roberts									
<i>Animal Science Products v. Hebei Welcome</i>	June 14, 2018	9-0	Ginsburg									
<i>Gill v. Whitford</i>	June 18, 2018	9-0	Roberts									
<i>Lozman v. Riviera Beach</i>	June 18, 2018	8-1	Kennedy									
<i>Chavez-Meza v. United States</i>	June 18, 2018	5-3	Breyer									
<i>Rosales-Mireles v. United States</i>	June 18, 2018	7-2	Sotomayor									
<i>Benisek v. Lamone</i>	June 18, 2018	9-0	Per Curiam									

Voting Alignment - All Cases (continued)

Case Name	Decided	Vote	Author	Sotomayor	Ginsburg	Kagan	Breyer	Kennedy	Roberts	Gorsuch	Alito	Thomas
<i>South Dakota v. Wayfair</i>	June 21, 2018	5-4	Kennedy									
<i>Pereira v. Sessions</i>	June 21, 2018	8-1	Sotomayor									
<i>Lucia v. Securities and Exchange Commission</i>	June 21, 2018	7-2	Kagan									
<i>Wisconsin Central v. United States</i>	June 21, 2018	5-4	Gorsuch									
<i>Carpenter v. United States</i>	June 22, 2018	5-4	Roberts									
<i>WesternGeco LLC v. ION Geophysical Corp.</i>	June 22, 2018	7-2	Thomas									
<i>Ortiz v. United States</i>	June 22, 2018	7-2	Kagan									
<i>Currier v. Virginia</i>	June 22, 2018	5-4	Gorsuch									
<i>Ohio v. American Express</i>	June 25, 2018	5-4	Thomas									

Voting Alignment - All Cases

(continued)














































Case Name	Decided	Vote	Author	Sotomayor	Ginsburg	Kagan	Breyer	Kennedy	Roberts	Gorsuch	Alito	Thomas
<i>Abbott v. Perez</i>	June 25, 2018	5-4	Alito									

Voting Alignment - 5-4 Cases

Cases are sorted by date of decision. Dissenting justices are shaded in gray and the author of the majority opinion is highlighted in red.

Case Name	Decided	Vote	Author	Sotomayor	Ginsburg	Kagan	Breyer	Kennedy	Roberts	Gorsuch	Alito	Thomas
<i>Artis v. District of Columbia</i>	January 22, 2018	5-4	Ginsburg									
<i>Murphy v. Smith</i>	February 21, 2018	5-4	Gorsuch									
<i>Jennings v. Rodriguez</i>	February 27, 2018	5-3	Alito									
<i>Encino Motorcars v. Navarro</i>	April 2, 2018	5-4	Thomas									
<i>Sessions v. Dimaya</i>	April 17, 2018	5-4	Kagan									
<i>Jesner v. Arab Bank</i>	April 24, 2018	5-4	Kennedy									
<i>SAS Institute v. Iancu</i>	April 24, 2018	5-4	Gorsuch									
<i>Epic Systems Corp. v. Lewis</i>	May 21, 2018	5-4	Gorsuch									
<i>Husted v. Randolph Institute</i>	June 11, 2018	5-4	Alito									

Voting Alignment - 5-4 Cases (continued)

Case Name	Decided	Vote	Author	Sotomayor	Ginsburg	Kagan	Breyer	Kennedy	Roberts	Gorsuch	Alito	Thomas
<i>South Dakota v. Wayfair</i>	June 21, 2018	5-4	Kennedy									
<i>Wisconsin Central v. United States</i>	June 21, 2018	5-4	Gorsuch									
<i>Carpenter v. United States</i>	June 22, 2018	5-4	Roberts									
<i>Currier v. Virginia</i>	June 22, 2018	5-4	Gorsuch									
<i>Ohio v. American Express</i>	June 25, 2018	5-4	Thomas									
<i>Abbott v. Perez</i>	June 25, 2018	5-4	Alito	