

Stat Pack for October Term 2016

Index

Opinions by Sitting	2
Circuit Scorecards	3-4
Merits Cases by Vote Split	5
Make-Up of the Merits Docket	6
Total Opinion Authorship	7
Total Opinions Over Time	8
Opinions Authored by Each Justice	9
Workload	10-11
Summary Reversals	12
Strength of the Majority	13
Unanimity	14-15
Frequency in the Majority	16
5-to-4 Cases	17-20
Majority Opinion Distribution by Senior Justices	21
Justice Agreement - Tables	22-24
Justice Agreement - Highs and Lows	25
Pace of Grants	26
Pace of Opinions	27
Grants Per Conference	28
Opinions Per Week	29
Voting Alignment	30-36

Summary of the Term

Total Merits Opinions Released	58
+ Signed opinions after oral argument	52
+ Summary reversals	6
<hr/>	
Total Merits Opinions Expected	70
+ Petitions granted and set for argument	67
+ Summary reversals	6
- Cases dismissed before oral argument	-3
<hr/>	
Cases Set for Argument During OT17	19

* You can find past Stat Packs here: <http://www.scotusblog.com/reference/stat-pack/>. A few matters regarding our methodology are worth mentioning at the outset. First, SCOTUSblog treats consolidated cases as a single case, as determined by the case with the lowest docket number (prior to the release of an opinion) or the case that is captioned with an opinion. To the extent that two cases are argued separately but later decided with only one opinion, we will remove one of the cases from this Stat Pack, except to include it in the Pace of Grants chart to maintain cross-conference comparisons. The most unusual way we manage these later-consolidated cases is to merge the oral-argument data for the two cases. We combine the questions asked by each justice in the separate oral argument proceedings into one “consolidated” session. Second, this Stat Pack frequently uses the term “merits opinions,” “merits docket,” or “merits cases.” Those three terms are used interchangeably, and signify the set of cases decided “on the merits.” Those cases include signed opinions after oral argument (the bulk of all merits cases), most per curiam opinions released after oral arguments, summary reversals (cases decided with per curiam opinions after the certiorari stage), and cases decided by an equally divided (4-4) court. Cases that are dismissed as improvidently granted are not included in our tally of merits cases.

Opinions by Sitting

	October	November	December	January	February	March	April	Decided	Argued
Roberts	1	1	-	2	1	1	-	JGR	6
Kennedy	1	1	1	1	1	-	-	AMK	5
Thomas	1	1	1	-	1	1	1	CT	6
Ginsburg	1	1	1	1	1	1	1	RBG	7
Breyer	1	2	1	1	-	1	1	SGB	7
Alito	1	1	-	1	-	2	2	SAA	7
Sotomayor	1	1	1	1	1	1	1	SMS	7
Kagan	1	1	1	1	1	1	-	EK	6
Gorsuch	-	-	-	-	-	-	1	NMG	1
	Decided: 8 Remain: 0	Decided: 9 Remain: 0	Decided: 6 Remain: 1	Decided: 8 Remain: 1	Decided: 6 Remain: 1	Decided: 8 Remain: 3	Decided: 7 Remain: 6		52
									64
	<i>Bravo-Fernandez</i> RBG	<i>Star Athletica</i> CT	<i>Beckles</i> CT	<i>Nelson</i> RBG	<i>McLane</i> SMS	<i>Murr</i>	<i>ANZ</i>		
	<i>Shaw</i> SGB	<i>Fry</i> EK	<i>Moore</i> RBG	<i>Lewis</i> SMS	<i>Hernandez</i>	<i>Howell</i> SGB	<i>Perry</i>		
	<i>Manuel</i> EK	<i>SCA Hygiene</i> SAA	<i>Jennings</i>	<i>Expressions</i> JGR	<i>Kindred</i> EK	<i>Microsoft</i> RBG	<i>Chester</i> SAA		
	<i>Salman</i> SAA	<i>State Farm</i> AMK	<i>Bethune-Hill</i> AMK	<i>Goodyear</i> EK	<i>Packingham</i> AMK	<i>Impression</i> JGR	<i>Henson</i> NMG		
	<i>Buck</i> JGR	<i>Helmerich</i> SGB	<i>Harris</i> EK	<i>Andrew F.</i> JGR	<i>Esquivel</i> CT	<i>Water Splash</i> SAA	<i>Kokesh</i> SMS		
	<i>Samsung</i> SMS	<i>NLRB</i> JGR	<i>Life Techs.</i> SMS	<i>Dimaya</i>	<i>Dean</i> JGR	<i>Mendez</i> SAA	<i>Trinity</i>		
	<i>Pena-Rodriguez</i> AMK	<i>Lightfoot</i> SMS	<i>Czyzewski</i> SGB	<i>Midland</i> SGB	<i>Coventry</i> RBG	<i>Advocate</i> EK	<i>Weaver</i>		
	<i>Manrique</i> CT	<i>BoA</i> SGB		<i>Tam</i> SAA		<i>TC Heartland</i> CT	<i>McWilliams</i> SGB		
		<i>Morales-Santana</i> RBG		<i>Ziglar</i> AMK		<i>Lee</i>	<i>Davila</i>		
						<i>Honeycutt</i> SMS	<i>BNSF</i> RBG		
						<i>Turner</i>	<i>Bristol-Myers</i> SAA		
							<i>Sandoz</i> CT		
							<i>Maslenjak</i>		

Circuit Scorecard

October Term 2016

	Number	Percent	Decided	Aff'd	Rev'd	Aff'd %	Rev'd %
CA1	1	1%	1	1	0	100%	0%
CA2	5	7%	4	0	4	0%	100%
CA3	2	3%	2	0	2	0%	100%
CA4	2	3%	2	1	1	50%	50%
CA5	4	6%	2	1	1	50%	50%
CA6	7	10%	5	1	4	20%	80%
CA7	2	3%	2	0	2	0%	100%
CA8	2	3%	1	0	1	0%	100%
CA9	10	14%	8	1	7	13%	88%
CA10	3	4%	3	0	3	0%	100%
CA11	5	7%	5	2	3	40%	60%
CA DC	3	4%	2	1	1	50%	50%
CA Fed	7	10%	7	1	6	14%	86%
State	16	22%	13	0	13	0%	100%
Dist. Court	3	4%	3	1	2	33%	67%
Original	-	-		N/A	N/A	N/A	N/A
	72	100%	60	10	50	17%	83%

October Term 2017

	Number	Percent
CA1	-	-
CA2	2	11%
CA3	-	-
CA4	-	-
CA5	2	11%
CA6	3	16%
CA7	3	16%
CA8	-	-
CA9	2	11%
CA10	-	-
CA11	1	5%
CA DC	2	11%
CA Fed	2	11%
State	1	5%
Dist. Court	1	5%
Original	-	-
	19	100%

* For the circuit scorecards only, we treated certain consolidated cases as separate decisions rather than as one. For consolidated cases that stemmed from different lower court decisions, such as the cases consolidated as *Advocate Health Care v. Stapleton*, we counted the cases separately on this table to most accurately reflect the Supreme Court's treatment of the precedents below. For cases that were consolidated in the court below, such as the pair of petitions from the U.S. Court of Appeals for the Eleventh Circuit in *Ziglar v. Abbasi*, we counted the Supreme Court's decision only once. Throughout the rest of the Stat Pack consolidated cases are uniformly treated as a single case.

Circuit Scorecard

This chart features affirmance and reversal rates for each circuit and each justice. The first number is the number of times a particular justice voted to affirm a decision of the court below and the second number is the number of times that justice voted to vacate or reverse the decision below.

	Roberts	Kennedy	Thomas	Ginsburg	Breyer	Alito	Sotomayor	Kagan	Gorsuch	Total Votes	Overall Decisions
CA1	1 - 0	1 - 0	1 - 0	1 - 0	1 - 0	1 - 0	1 - 0	1 - 0	0 - 0	8 - 0	1 - 0
CA2	0 - 4	0 - 4	0 - 4	1 - 3	1 - 3	0 - 4	0 - 3	0 - 3	0 - 1	2 - 29	0 - 4
CA3	0 - 2	0 - 2	1 - 1	0 - 2	0 - 2	1 - 1	0 - 2	0 - 2	0 - 0	2 - 14	0 - 2
CA4	1 - 1	1 - 1	1 - 1	1 - 1	1 - 1	1 - 1	1 - 1	1 - 1	1 - 1	9 - 9	1 - 1
CA5	1 - 1	1 - 1	2 - 0	1 - 1	1 - 1	2 - 0	1 - 1	1 - 1	0 - 0	10 - 6	1 - 1
CA6	1 - 4	0 - 5	1 - 4	1 - 4	0 - 5	1 - 4	1 - 4	1 - 4	0 - 1	6 - 35	1 - 4
CA7	0 - 2	0 - 2	1 - 1	0 - 2	0 - 2	1 - 1	0 - 2	0 - 2	0 - 0	2 - 14	0 - 2
CA8	0 - 1	0 - 1	0 - 1	0 - 1	0 - 1	0 - 1	0 - 1	0 - 1	0 - 0	0 - 8	0 - 1
CA9	1 - 7	1 - 7	1 - 7	2 - 6	1 - 7	1 - 7	1 - 7	1 - 7	0 - 0	9 - 55	1 - 7
CA10	0 - 3	0 - 3	0 - 3	0 - 3	0 - 3	0 - 3	0 - 3	0 - 3	0 - 1	0 - 25	0 - 3
CA11	3 - 2	2 - 3	3 - 2	2 - 3	2 - 3	3 - 2	2 - 3	2 - 2	1 - 0	20 - 21	2 - 3
CA DC	1 - 1	1 - 1	1 - 1	0 - 2	1 - 1	1 - 1	0 - 2	1 - 1	0 - 0	6 - 10	1 - 1
CA Fed.	1 - 5	1 - 6	1 - 6	2 - 5	2 - 5	1 - 6	1 - 6	1 - 6	0 - 1	10 - 46	1 - 6
State Ct.	2 - 11	0 - 13	4 - 9	0 - 13	0 - 13	2 - 11	1 - 12	0 - 13	0 - 2	9 - 96	0 - 13
Dist. Court	0 - 3	0 - 3	1 - 2	1 - 2	1 - 2	0 - 3	1 - 2	1 - 2	0 - 1	5 - 20	1 - 2
Original	0 - 0	0 - 0	0 - 0	0 - 0	0 - 0	0 - 0	0 - 0	0 - 0	0 - 0	0 - 0	0 - 0
	12 - 47	8 - 52	18 - 42	12 - 48	11 - 49	15 - 45	10 - 49	10 - 48	2 - 8	98 - 388	10 - 50

Merits Cases by Vote Split

9-0 47 (48%)	8-1 13 (11%)	7-2 14 (20%)	6-3 8 (11%)	5-4 11 (5%)
Bosse v. Oklahoma (PC) (8-0) Bravo-Fernandez v. U.S. (8-0) State Farm v. U.S. ex rel. Rigsby (8-0) Salman v. U.S. (8-0) Samsung v. Apple (8-0) Shaw v. U.S. (8-0) White v. Pauly (PC) (8-0) Lightfoot v. Cendant (8-0) Life Technologies v. Promega (7-0) Fry v. Napoleon Comm. Schs. (8-0) Bethune-Hill v. Bd. of Elections (8-0) Beckles v. U.S. (7-0) Rippo v. Baker (PC) (8-0) Andrew F. v. Douglas Cty. Sch. Dist. (8-0) Expressions v. Schneiderman (8-0) Dean v. U.S. (8-0) Coventry Health v. Nevils (8-0) Goodyear Tire v. Haeger (8-0) Lewis v. Clark (8-0) Venezuela v. Helmerich (8-0) BoA v. Miami Howell v. Howell (8-0) TC Heartland v. Kraft (8-0) Water Splash v. Menon (8-0) Esquivel-Quintana v. Sessions (8-0) BNSF Railway v. Tyrrell (8-0) LA Cty. v. Mendez (8-0) Chester v. Laroe Honeycutt v. U.S. (8-0) Kokesh v. SEC Advocate v. Stapleton (8-0) N.C. v. Covington (PC) Sandoz v. Amgen Microsoft v. Baker (8-0) Sessions v. Morales-Santana (8-0) Henson v. Santander Virginia v. LeBlanc (PC) Packingham v. N.C. (8-0) Matal v. Tam (8-0) Jenkins v. Hutton (PC)	SCA Hygiene v. First Quality (7-1) McLane v. EEOC (7-1) Nelson v. Colorado (7-1) Kindred v. Clark (7-1) Impression v. Lexmark (7-1) Bristol-Myers v. Superior Ct.	Buck v. Davis (6-2) NLRB v. SW General (6-2) Manuel v. Joliet (6-2) Star Athletica v. Varsity Brands (6-2) Czyzewski v. Jevic Holding (6-2) Manrique v. U.S. (6-2) Ziglar v. Abbasi (4-2)	Midland v. Johnson (5-3)	Pena-Rodriguez v. Colorado (5-3) Moore v. Texas (5-3) Cooper v. Harris (5-3) McWilliams v. Dunn

Past Terms					
	9-0	8-1	7-2	6-3	5-4
OT10	46%	12%	15%	5%	20%
OT11	45%	11%	8%	17%	20%
OT12	49%	5%	9%	8%	29%
OT13	66%	3%	10%	8%	14%
OT14	41%	7%	12%	15%	26%
OT15	48%	11%	20%	11%	5%
Avg.	49%	8%	12%	11%	19%

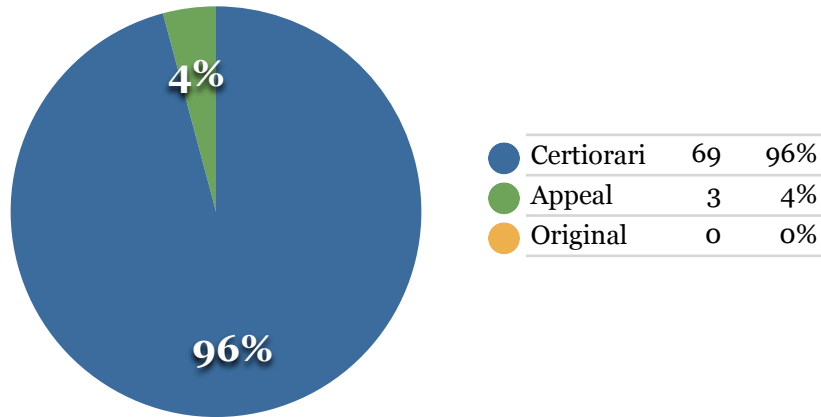
* We treat cases with eight or fewer votes as if they were decided by the full court. For example, we treat *Buck v. Davis*, which had only eight justices voting, as a 7-2 case throughout much of this Stat Pack. For 8-0, 7-1, and 6-2 decisions, we simply assume that the recused justice would have joined the majority. In cases that are decided 5-3, we would look at each case individually to decide whether it was more likely that the recused justice would join the majority or the dissent. Our assumption that nine justices voted in each case applies only to figures that treat each case as a whole, like the chart above, and not to figures that focus on the behavior of individual justices, like our Justice Agreement charts. We have done our best to note where we assume a full court and where we count only actual votes.

** For cases that are decided by a 5-4 vote, we provide information about whether the majority was made up of the most common conservative bloc (Roberts, Kennedy, Thomas, Alito and Gorsuch), the most common liberal bloc (Kennedy, Ginsburg, Breyer, Sotomayor and Kagan), or a more uncommon alignment. A conservative line-up is marked with a red square, a liberal line-up is marked with a blue square, and all others are marked with a yellow square.

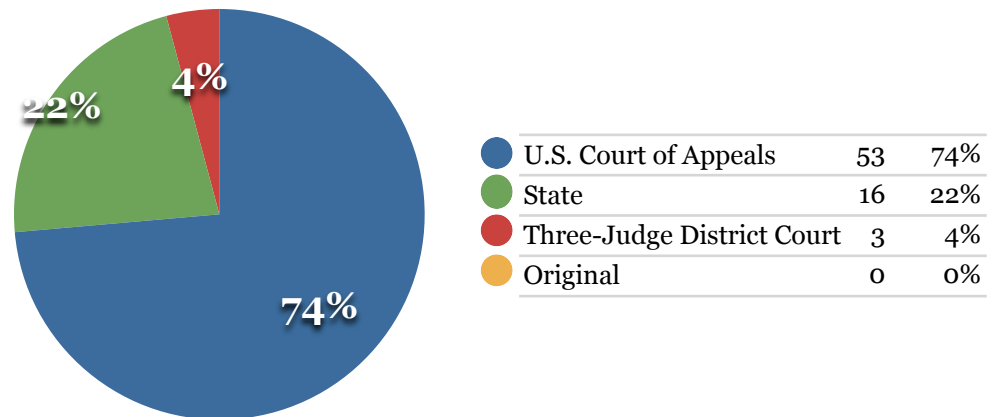
Make-Up of the Merits Docket

The following charts depict different characteristics of the cases that were released with merits opinions. These charts include information about cases disposed of with signed opinions, summary reversals, or those that were affirmed by an equally divided Court.

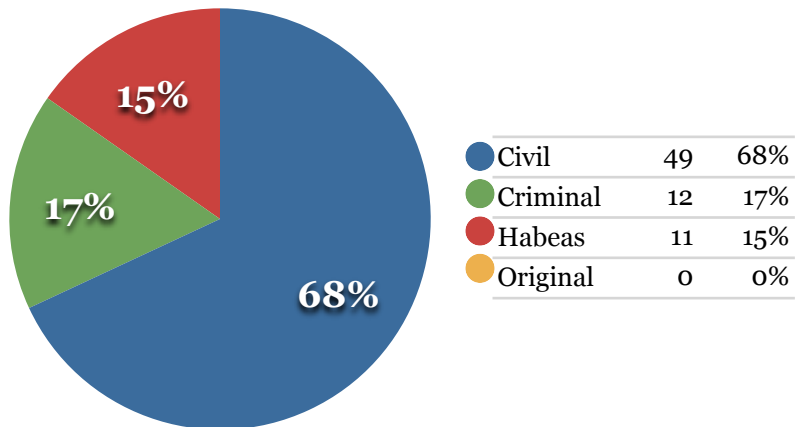
Source of Jurisdiction



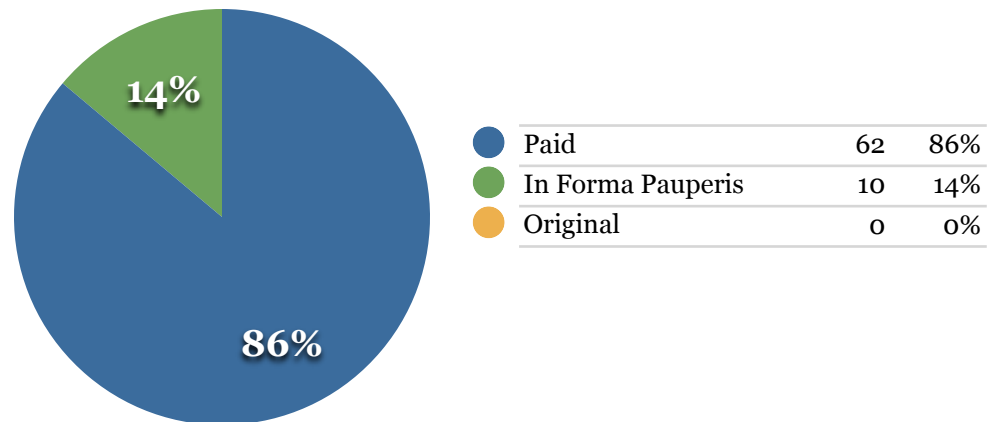
Court Below



Nature



Docket*

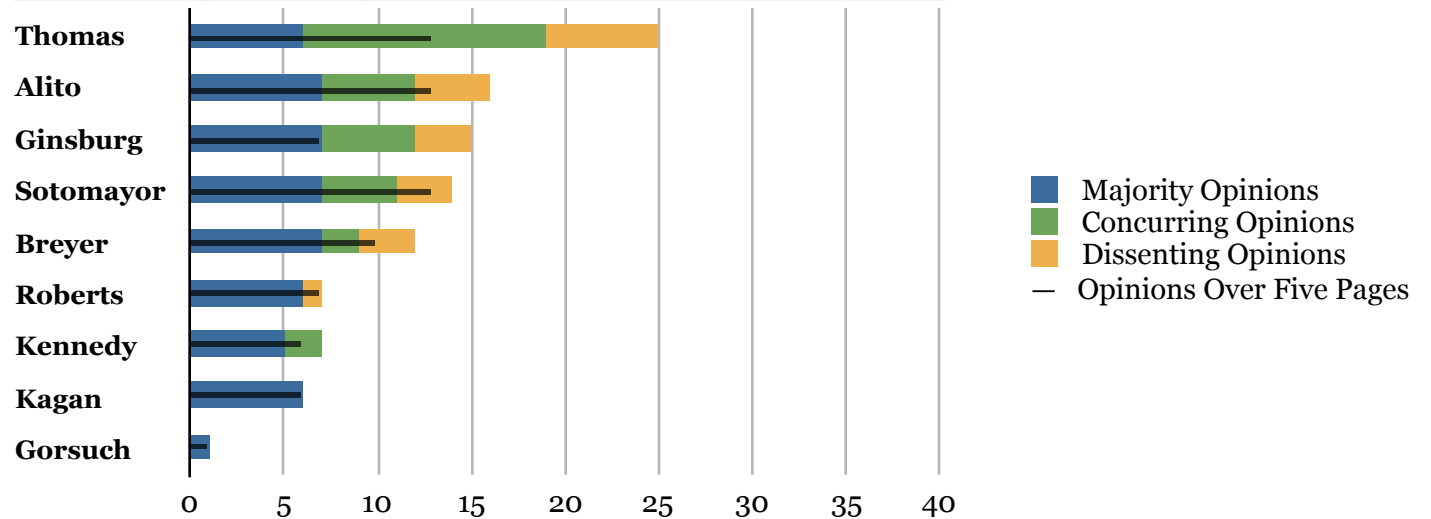


* Technically, all paid and *in forma pauperis* cases have been on the same docket since 1971, with paid cases beginning each year with case number 1, and IFP cases beginning at number 5001. Accordingly, the first paid case of this Term was numbered 15-1 and the first IFP case was numbered 15-5001. Original cases remain on a separate docket and follow a separate numbering convention. For more information on the dockets, see EUGENE GRESSMAN ET AL., SUPREME COURT PRACTICE 55–56 (9th ed. 2007).

Total Opinion Authorship

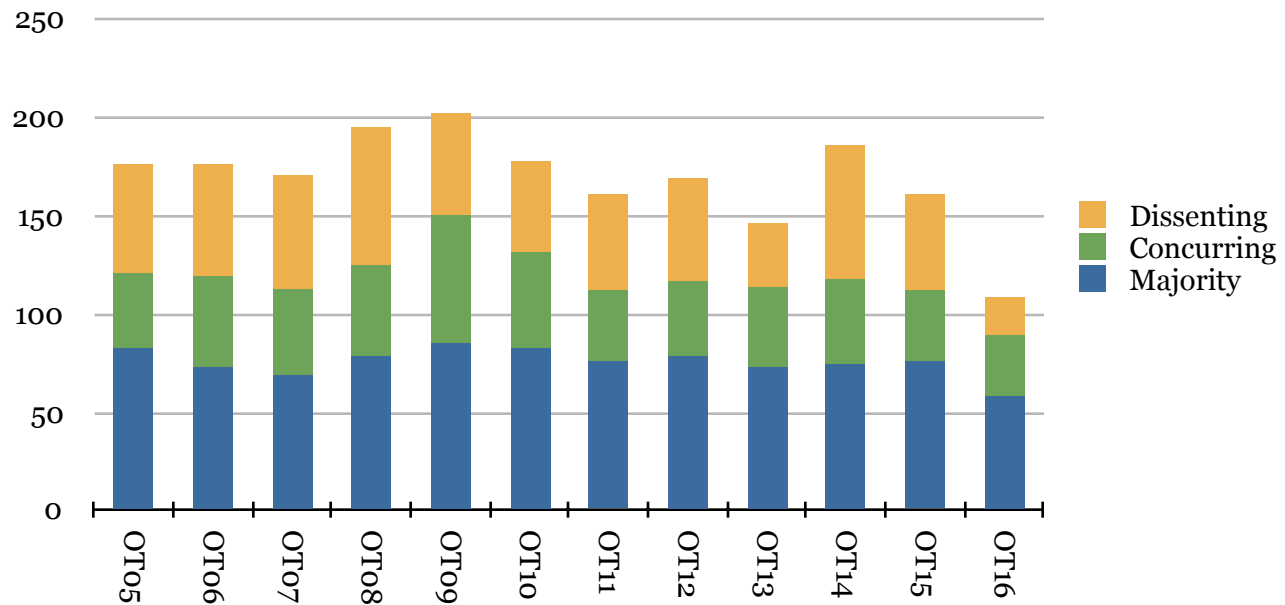
The number of opinions five pages or longer is included in parentheses and represented by a black line in the chart below.

	Total Opinions	Majority Opinions	Concurring Opinions	Dissenting Opinions
Roberts	7 (7)	6 (6)	- (-)	1 (1)
Kennedy	7 (6)	5 (5)	2 (1)	- (-)
Thomas	25 (13)	6 (6)	13 (4)	6 (3)
Ginsburg	15 (7)	7 (7)	5 (0)	3 (0)
Breyer	12 (10)	7 (7)	2 (0)	3 (3)
Alito	16 (13)	7 (7)	5 (2)	4 (4)
Sotomayor	14 (13)	7 (7)	4 (3)	3 (3)
Kagan	6 (6)	6 (6)	- (-)	- (-)
Gorsuch	1 (1)	1 (1)	- (-)	- (-)
Per Curiam	6 (3)	6 (3)	- (-)	- (-)
	109 (79)	58 (55)	31 (10)	20 (14)



Total Opinions Over Time

Term	Majority Opinions	Concurring Opinions	Dissenting Opinions	Total Opinions
OT05	82	39	56	177
OT06	73	46	57	176
OT07	69	43	59	171
OT08	79	46	71	196
OT09	86	65	51	202
OT10	82	49	47	178
OT11	76	37	48	161
OT12	78	39	52	169
OT13	73	41	32	146
OT14	74	44	68	186
OT15	76	36	50	162
OT16	58	31	20	109
Average	55	30	36	122



Opinions Authored by Each Justice

		Roberts	Kennedy	Thomas	Ginsburg	Breyer	Alito	Sotomayor	Kagan	Gorsuch	PC	
Majority Opinions	1	Buck	State Farm	Beckles	Bravo-Fernandez	Shaw	Salman	Samsung	Fry	Henson	Bosse	58
	2	NLRB	Bethune-Hill	Star Athletica	Moore	Czyzewski	SCA Hygiene	Lightfoot	Manuel		White	
	3	Andrew F.	Pena-Rodriguez	Manrique	Coventry	Helmerich	Water Splash	Life Techs.	Goodyear		Rippo	
	4	Expressions	Packingham	TC Heartland	Nelson	BoA	Mendez	McLane	Kindred		Covington	
	5	Dean	Ziglar	Esquivel	BNSF	Howell	Chester	Lewis	Harris		LeBlanc	
	6	Impression		Sandoz	Microsoft	Midland	Tam	Honeycutt	Advocate		Hutton	
	7				Morales-Santana	McWilliams	Bristol-Myers	Kokesh				
	8											
	9											
	10											
	11											
	12											
	13											
	14											
	15											
	16											
Concurring Opinions	1		Beckles	Bosse	White	Expressions	Life Techs.	Beckles				31
	2		Tam	Bravo-Fernandez	Beckles	Sandoz	Fry	Expressions				
	3			Bethune-Hill	Star Athletica		Bethune-Hill	BNSF				
	4			NLRB	Lewis		Nelson	Advocate				
	5			Coventry	LeBlanc		Packingham					
	6			Lewis								
	7			BoA								
	8			Howell								
	9			Harris								
	10			Microsoft								
	11			Morales-Santana								
	12			Ziglar								
	13			Tam								
	14											
	15											
	16											
Dissenting Opinions	1	Moore		Buck	McLane	SCA Hygiene	Pena-Rodriguez	NLRB				20
	2			Pena-Rodriguez	Manrique	Star Athletica	Manuel	Midland				
	3			Manuel	Impression	Ziglar	Harris	Bristol-Myers				
	4			Czyzewski			McWilliams					
	5			Nelson								
	6			Kindred								
	7											
	8											
	9											
	10											
	11											
	12											
	13											
	14											
	15											
	16											
17												
18												
19												
20												
Total		7	7	25	15	12	16	14	6	1	6	109

Workload - Opinions Released Each Week

The chart below demonstrates how many opinions were released by each Justice during each opinion week.

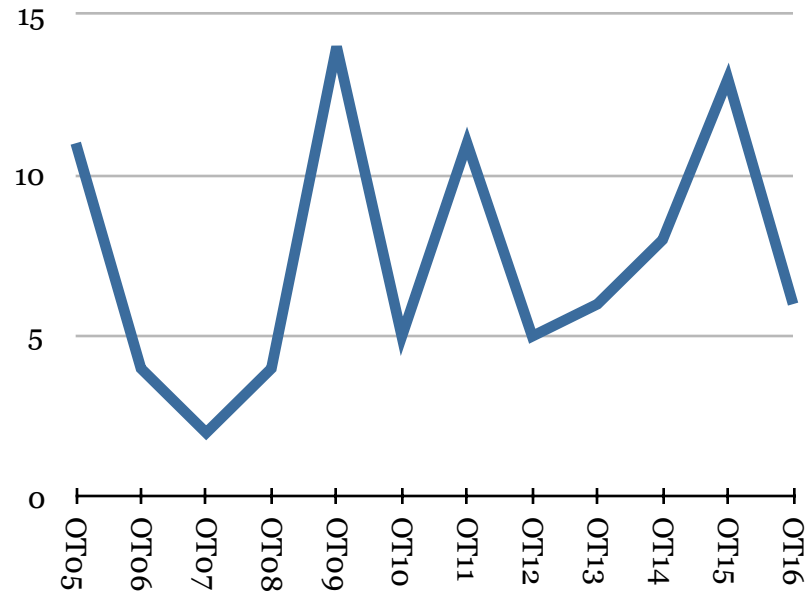
		October			November			December			January			February			March			April			May				June				Total			
		#1	#2	#3	#1	#2	#3	#1	#2	#3	#1	#2	#3	#1	#2	#3	#1	#2	#3	#1	#2	#3	#1	#2	#3	#1	#2	#3	#4					
JGR	Majority												1																					6
	Concurring																																	0
	Dissenting																																	1
	Total													1																				7
AMK	Majority																																	5
	Concurring																																	2
	Dissenting																																	0
	Total																																	7
CT	Majority																																	6
	Concurring																																	13
	Dissenting																																	6
	Total																																	25
RBG	Majority																																	7
	Concurring																																	5
	Dissenting																																	3
	Total																																	15
SGB	Majority																																	7
	Concurring																																	2
	Dissenting																																	3
	Total																																	12
SAA	Majority																																	7
	Concurring																																	5
	Dissenting																																	4
	Total																																	16
SMS	Majority																																	7
	Concurring																																	4
	Dissenting																																	3
	Total																																	14
EK	Majority																																	6
	Concurring																																	0
	Dissenting																																	0
	Total																																	6
NMG	Majority																																	1
	Concurring																																	0
	Dissenting																																	0
	Total																																	1

Workload - Slip Pages Released Each Week

		October			November			December			January			February			March			April			May			June				Total
		#1	#2	#3	#1	#2	#3	#1	#2	#3	#1	#2	#3	#1	#2	#3	#1	#2	#3	#1	#2	#3	#1	#2	#3	#1	#2	#3	#4	
JGR	Majority												26																97	
	Concurring																												-	
	Dissenting																												16	
Total													26																113	
AMK	Majority								10						17	21													91	
	Concurring																												9	
	Dissenting																												-	
Total									10						17	22													100	
CT	Majority																												79	
	Concurring																												49	
	Dissenting																												28	
Total																													156	
RBG	Majority																												117	
	Concurring																												8	
	Dissenting																												7	
Total																													132	
SGB	Majority																												92	
	Concurring																												4	
	Dissenting																												48	
Total																													144	
SAA	Majority																												98	
	Concurring																												25	
	Dissenting																												88	
Total																													211	
SMS	Majority																												82	
	Concurring																												32	
	Dissenting																												33	
Total																													147	
EK	Majority																												107	
	Concurring																												-	
	Dissenting																												-	
Total																													107	
NMG	Majority																												11	
	Concurring																												-	
	Dissenting																												-	
Total																													11	

Summary Reversals

Term	Summary Reversals
OT05	11
OT06	4
OT07	2
OT08	4
OT09	14
OT10	5
OT11	11
OT12	5
OT13	6
OT14	8
OT15	5
OT16	6
Average	6



Strength of the Majority

Argument Sitting	Decided	9-0	8-1	7-2	6-3	5-4	Average Strength of the Majority	Number of Opinions Per Case
October	8	4	-	3	-	1	7.9	1.9
November	9	6	1	2	-	-	8.4	1.9
December	6	3	-	1	-	2	7.7	2.7
January	8	5	1	1	1	-	8.3	2.4
February	6	4	2	-	-	-	8.7	1.7
March	8	7	1	-	-	-	8.9	1.5
April	7	5	1	-	-	1	8.3	1.5
Summary Reversal	6	6	-	-	-	-	9.0	1.6
	58	40	6	7	1	4	8.4	1.9

Cases Affirmed by an Equally Divided Court

Term	Total
OT16	0
OT15	4
OT14	0
OT13	0
OT12	0
OT11	0
OT10	2
OT09	0
OT08	0
OT07	2
OT06	0
OT05	0
Average	0.67

Recusals

Justice	Total
Kagan	2
Roberts	1
Sotomayor	1
Kennedy	-
Thomas	-
Ginsburg	-
Breyer	-
Alito	-
Gorsuch	-
	4

Solo Dissents

Justice	Total (OT16)	Average* (OT05-OT15)
Thomas	2	2.2
Ginsburg	2	0.9
Breyer	1	0.3
Sotomayor	1	1.0
Roberts	-	0.0
Kennedy	-	0.1
Alito	-	0.5
Kagan	-	0.0
Gorsuch	-	N/A
	6	6.3

* Averages consider only the terms during which a justice served on the court.

Unanimity

To take a closer look at unanimity at the court, we created three distinct measures of unanimity. The measures of unanimity are defined as follows:

Measure #1: When all justices simply voted for the same judgment – i.e., whether to affirm or reverse the judgment below. This is the broadest measure of unanimity because it allows for justices to write separate opinions – and sometimes even conflicting ones – as long as each justice voted to affirm or reverse the decision below.

Measure #2: When all justices joined some part of the same majority opinion, but one or more justices (1) wrote separately to state an individual position or (2) did not join the majority opinion in full.

Measure #3: When all justices joined a single majority opinion in full, and without any justices writing separate concurring opinions. This is the narrowest measure of unanimity because it requires that the justices agree in full and without any written reservations or additions.

	Measure #3	<i>All Justices In Total Agreement</i>	23	38%
	Measure #2	<i>All Justices Join The Majority Opinion</i>	31	52%
	Measure #1	<i>All Justices Vote For the Same Judgment</i>	42	70%

Divided	<i>Justices Disagree On Whether To Affirm, Reverse, Or Vacate The Decision Below</i>	18	30%
----------------	--	-----------	------------

* Note that Measure #2 incorporates the cases captured in Measure #1, just as Measure #3 captures those cases included in Measures #1 and #2. For more information on our measures of unanimity, see Kedar S. Bhatia, *A Few Notes On Unanimity*, SCOTUSBLOG (July 10, 2014 10:40 AM), <http://www.scotusblog.com/2014/07/a-few-notes-on-unanimity/>.

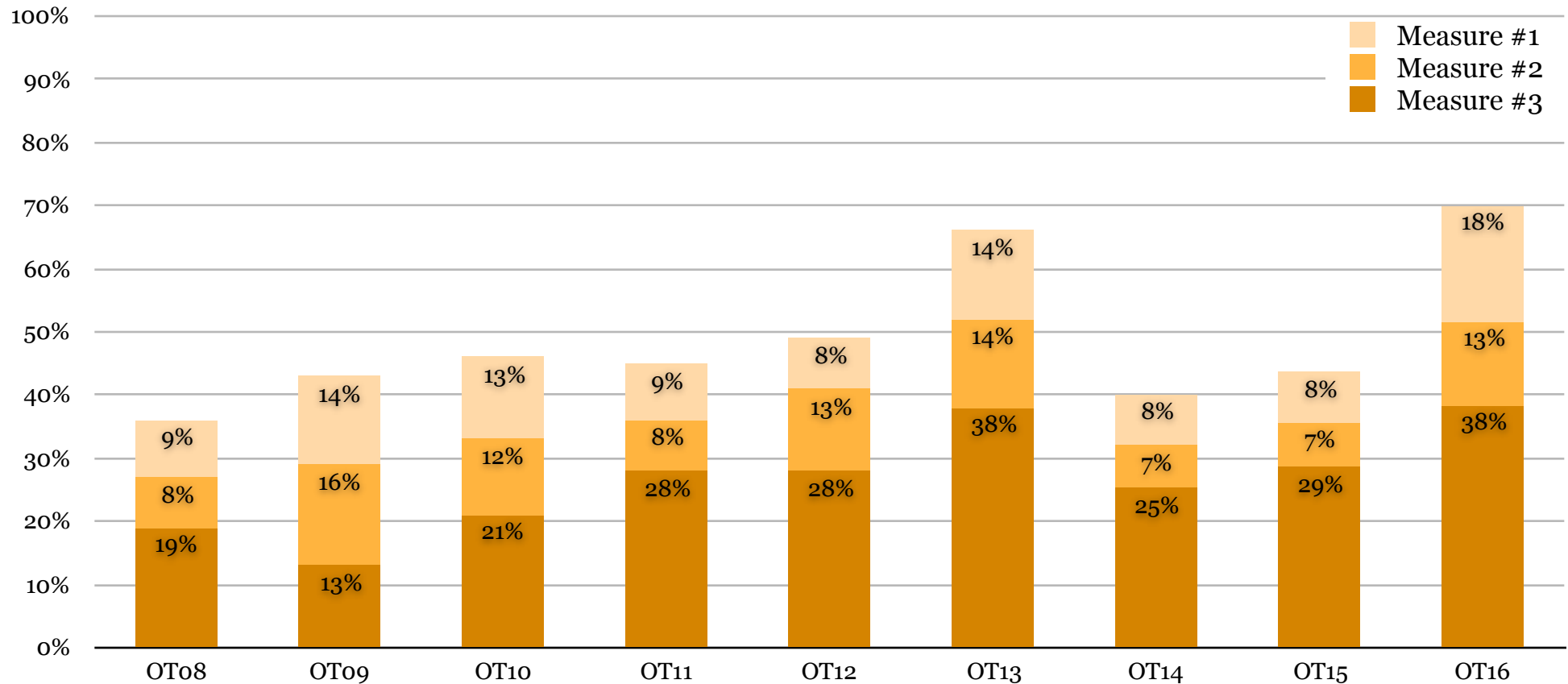
Unanimity

To take a closer look at unanimity at the court, we created three distinct measures of unanimity. The measures of unanimity are defined as follows:

Measure #1: When all justices simply voted for the same judgment – i.e., whether to affirm or reverse the judgment below. This is the broadest measure of unanimity because it allows for justices to write separate opinions – and sometimes even conflicting ones – as long as each justice voted to affirm or reverse the decision below.

Measure #2: When all justices joined some part of the same majority opinion, but one or more justices (1) wrote separately to state an individual position or (2) did not join the majority opinion in full.

Measure #3: When all justices joined a single majority opinion in full, and without any justices writing separate concurring opinions. This is the narrowest measure of unanimity because it requires that the justices agree in full and without any written reservations or additions.



Frequency in the Majority

The following charts measure how frequently each justice has voted with the majority during October Term 2016. The charts include summary reversals but do not include cases that were dismissed.

All Cases

Justice	Votes	Frequency in Majority		OT15	OT14	OT13	OT12	OT11	OT10
Kagan	58	57	98%	95%	85%	92%	81%	82%	81%
Kennedy	60	58	97%	98%	88%	92%	91%	93%	94%
Breyer	60	57	95%	94%	92%	88%	83%	76%	79%
Roberts	59	55	93%	92%	80%	92%	86%	92%	91%
Sotomayor	59	55	93%	83%	89%	82%	79%	80%	81%
Ginsburg	60	54	90%	88%	86%	85%	79%	70%	74%
Gorsuch	10	9	90%	-	-	-	-	-	-
Alito	60	53	88%	84%	72%	88%	79%	83%	86%
Thomas	60	52	87%	72%	61%	88%	79%	86%	88%

Divided Cases

Justice	Votes	Frequency in Majority		OT15	OT14	OT13	OT12	OT11	OT10
Kagan	19	18	95%	91%	75%	75%	63%	67%	67%
Kennedy	20	18	90%	96%	80%	84%	83%	88%	88%
Breyer	20	17	85%	89%	86%	64%	67%	57%	60%
Roberts	20	16	80%	84%	66%	76%	73%	86%	83%
Sotomayor	19	15	79%	68%	82%	46%	59%	64%	64%
Ginsburg	20	14	70%	78%	77%	56%	60%	45%	50%
Alito	20	13	65%	70%	52%	63%	59%	69%	74%
Thomas	20	12	60%	49%	34%	64%	60%	74%	76%
Gorsuch	2	1	50%	-	-	-	-	-	-

5-4 Cases

Alignment of the Majority

Majority	4	Cases
Kennedy, Ginsburg, Breyer, Sotomayor, Kagan	3	<i>Pena-Rodriguez, Moore, McWilliams</i>
Thomas, Ginsburg, Breyer, Sotomayor, Kagan	1	<i>Harris</i>

Term	Number of 5-4 Opinions	Percentage of Total Opinions	Percentage of 5-4 Split Ideological	Conservative Victory* (Percentage of Ideological)	Conservative Victory (Percentage of All 5-4)	Number of Different Alignments
OT05	11	12%	73%	63%	45%	7
OT06	24	33%	79%	68%	54%	6
OT07	12	17%	67%	50%	33%	6
OT08	23	29%	70%	69%	48%	7
OT09	16	19%	69%	73%	50%	7
OT10	16	20%	88%	71%	63%	4
OT11	15	20%	67%	50%	33%	7
OT12	23	29%	70%	63%	43%	7
OT13	10	14%	60%	67%	40%	7
OT14	19	26%	68%	38%	26%	7
OT15	4	5%	75%	0%	0%	2
OT16	4	7%	75%	0%	0%	2
Average	16	20%	71%	56%	40%	6

* For the purposes of this chart, a “Conservative Victory” occurs whenever the majority consists of Chief Justice Roberts and Justices Kennedy, Thomas, Alito and Gorsuch.

5-4 Cases

Membership in a 5-4 Majority

Justice	Cases Decided	Frequency in Majority		OT15	OT14	OT13	OT12	OT11	OT10
Breyer	4	4	100%	75%	74%	50%	48%	47%	31%
Sotomayor	4	4	100%	75%	68%	30%	39%	47%	38%
Kagan	4	4	100%	50%	53%	50%	43%	40%	38%
Kennedy	4	3	75%	100%	74%	100%	87%	80%	88%
Thomas	4	1	25%	25%	37%	50%	65%	67%	75%
Roberts	4	0	0%	25%	53%	70%	61%	67%	63%
Alito	4	0	0%	25%	47%	60%	57%	60%	63%
Gorsuch	1	0	0%	-	-	-	-	-	-

5-4 Majority Opinion Authorship

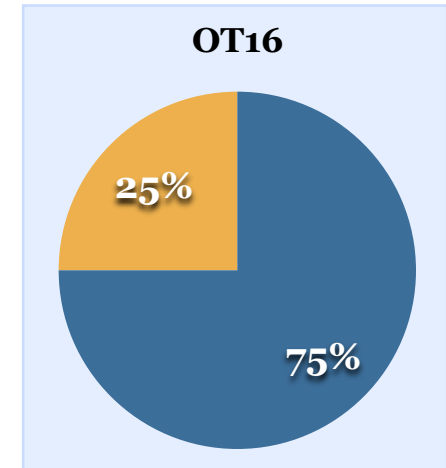
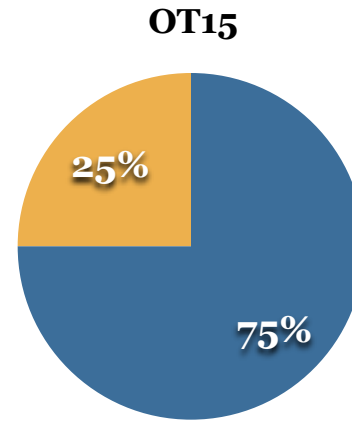
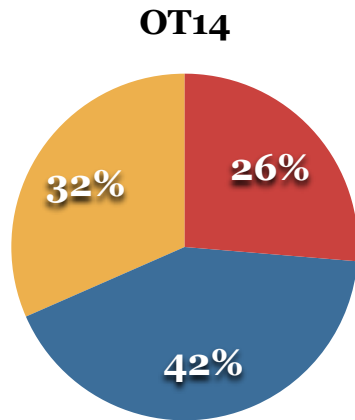
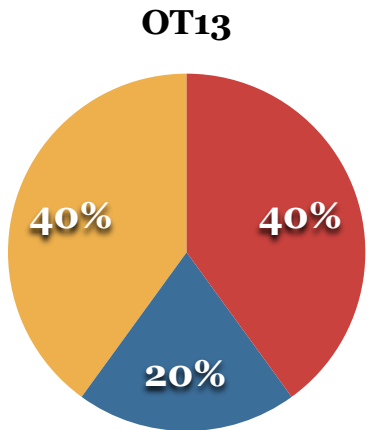
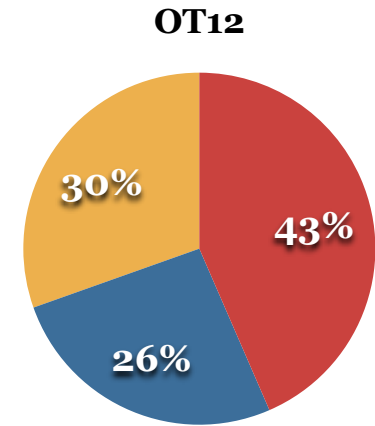
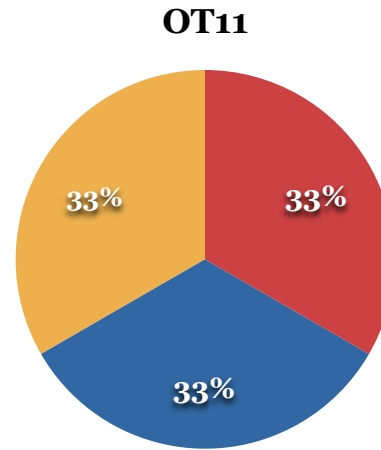
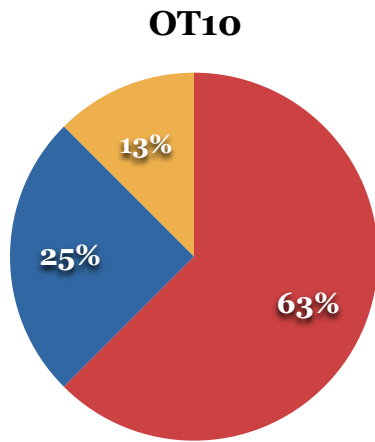
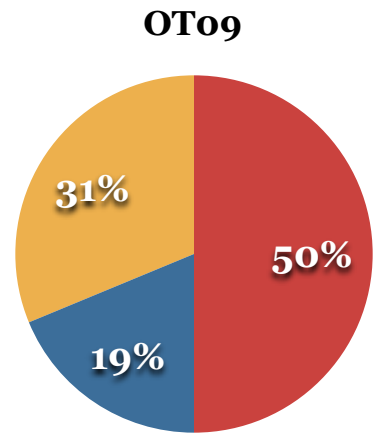
These percentages consider how often a justice authors the majority opinion when that justice is in the majority.*

Justice	Cases Decided	Frequency in the Majority	Opinions Authored	Frequency as Author	OT15	OT14	OT13	OT12	OT11	OT10
Kennedy	4	3	1	33%	50%	14%	30%	20%	33%	21%
Ginsburg	4	4	1	25%	0%	25%	0%	10%	0%	33%
Breyer	4	4	1	25%	33%	21%	0%	18%	43%	20%
Kagan	4	4	1	25%	0%	10%	60%	10%	17%	0%
Roberts	4	0	0	0%	0%	20%	14%	14%	10%	30%
Thomas	4	1	0	0%	0%	0%	20%	13%	0%	33%
Alito	4	0	0	0%	100%	33%	33%	46%	33%	0%
Sotomayor	4	4	0	0%	0%	15%	0%	22%	29%	17%
Gorsuch	1	0	0	0%	-	-	-	-	-	-

* Percentages represent the number of majority opinions authored divided by the number of times a justice was in the majority for a signed opinion.

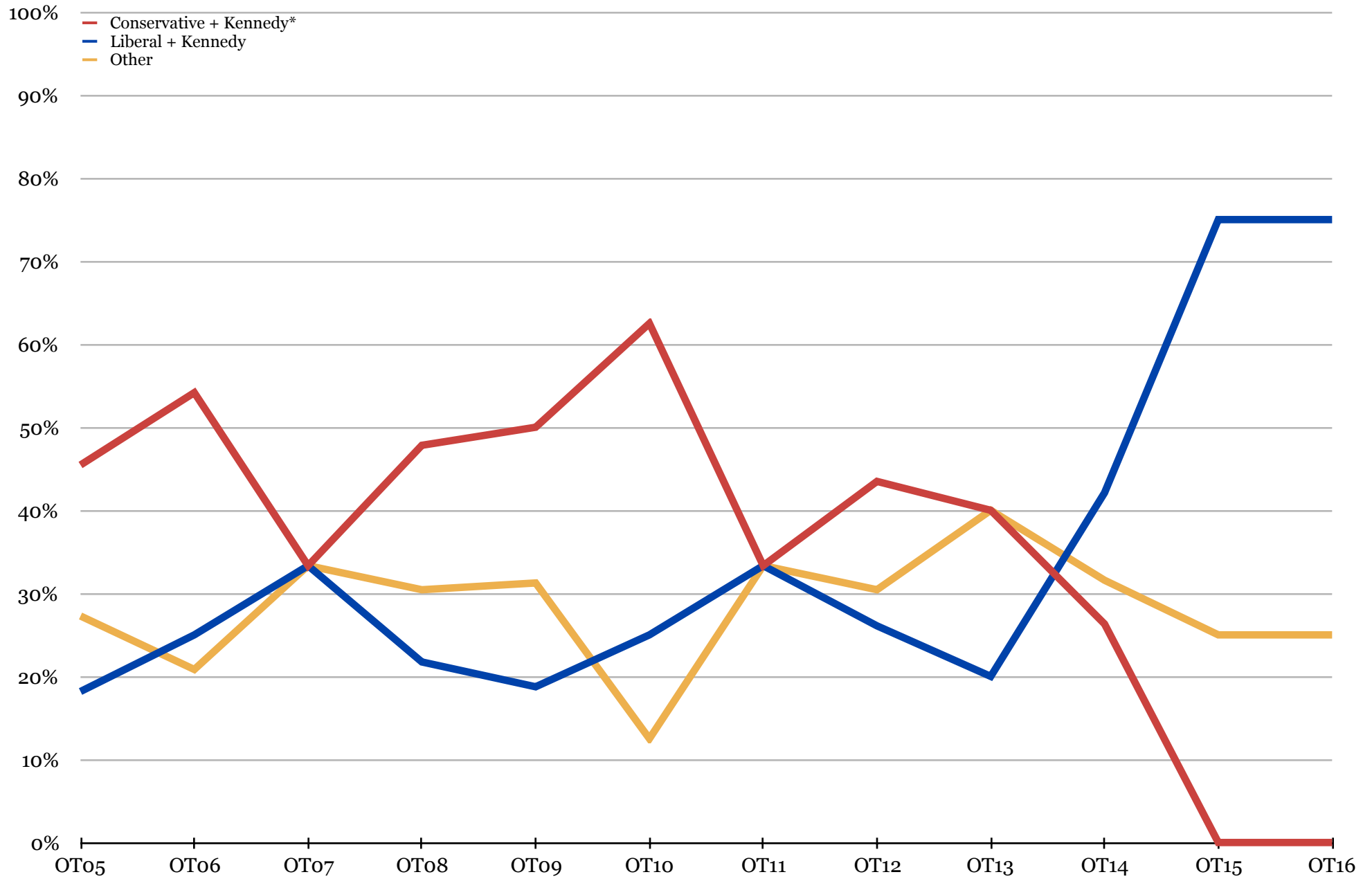
5-4 Cases

- Conservative + Kennedy
- Liberal + Kennedy
- Other



*Conservative = Roberts, Kennedy, Scalia/Gorsuch, Thomas, Alito;
Liberal = Stevens/Kagan, Kennedy, Souter/Sotomayor, Ginsburg, Breyer

5-4 Cases



*The conservative line includes the combination of Roberts, Kennedy, Scalia/Gorsuch, Thomas and Alito; the liberal line counts the combination of Kennedy, Stevens/Kagan, Souter/Sotomayor, Ginsburg and Breyer. All other alignments of five-justice majorities are grouped into the "other" category.

Majority Opinion Distribution by Senior Justices - OT16

For each case decided with a merits opinion, the author of the majority opinion is selected by the most senior justice who votes with the majority. For example, in *Moore v. Texas*, a 5-3 decision in which Justices Kennedy, Ginsburg, Breyer, Sotomayor and Kagan voted in the majority, Justice Kennedy (the most senior justice in the majority) assigned authorship duties to Justice Ginsburg (the author of the majority opinion). The tables below demonstrate how the five most senior justices on the court assigned majority opinions during OT16 when they had the chance. For unanimous cases we have showed only statistics for Chief Justice Roberts because he is always the most senior justice in the majority for unanimous opinions.

Unanimous Cases

	Roberts	Kennedy	Thomas	Ginsburg	Breyer	Alito	Sotomayor	Kagan	Gorsuch
Roberts* (33)	3 9%	3 9%	4 12%	5 15%	4 12%	5 15%	5 15%	3 9%	1 3%

Divided Cases

	Roberts	Kennedy	Thomas	Ginsburg	Breyer	Alito	Sotomayor	Kagan	Gorsuch
Roberts (14)	3 21%	1 7%	2 14%	1 7%	2 14%	2 14%	1 7%	2 14%	0 0%
Kennedy (3)		1 33%	0 0%	1 33%	1 33%	0 0%	0 0%	0 0%	0 0%
Thomas (1)			0 0%	0 0%	0 0%	0 0%	0 0%	1 100%	0 0%
Ginsburg (0)				0 0%	0 0%	0 0%	0 0%	0 0%	0 0%
Breyer (0)					0 0%	0 0%	0 0%	0 0%	0 0%

Justice Agreement - All Cases

	Kennedy		Thomas		Ginsburg		Breyer		Alito		Sotomayor		Kagan		Gorsuch		Total
Roberts	48	84%	40	70%	38	67%	46	81%	48	84%	41	73%	47	85%	10	100%	57
	50	88%	46	81%	41	72%	47	82%	48	84%	43	77%	48	87%	10	100%	
	52	91%	49	86%	47	82%	50	88%	53	93%	48	86%	50	91%	10	100%	
	5	9%	8	14%	10	18%	7	12%	4	7%	8	14%	5	9%	0	0%	
Kennedy	35	60%	44	76%	50	86%	41	71%	46	81%	52	93%	9	90%	58		
	42	72%	46	79%	53	91%	44	76%	47	82%	52	93%	9	90%			
	47	81%	49	84%	54	93%	51	88%	50	88%	52	93%	9	90%			
	11	19%	9	16%	4	7%	7	12%	7	12%	4	7%	1	10%			
Thomas	27	47%	32	55%	45	78%	29	51%	34	61%	10	100%	58				
	34	59%	39	67%	52	90%	35	61%	40	71%	10	100%					
	42	72%	45	78%	54	93%	43	75%	45	80%	10	100%					
	16	28%	13	22%	4	7%	14	25%	11	20%	0	0%					
Ginsburg	43	74%	29	50%	45	79%	47	84%	8	80%	58						
	47	81%	33	57%	48	84%	49	88%	8	80%							
	51	88%	44	76%	54	95%	52	93%	9	90%							
	7	12%	14	24%	3	5%	4	7%	1	10%							
Breyer	37	64%	45	79%	50	89%	8	80%	58								
	40	69%	48	84%	52	93%	9	90%									
	47	81%	51	89%	53	95%	9	90%									
	11	19%	6	11%	3	5%	1	10%									
Alito	34	60%	38	68%	10	100%	58										
	37	65%	40	71%	10	100%											
	45	79%	47	84%	10	100%											
	12	21%	9	16%	0	0%											
Sotomayor	50	89%	7	70%	57												
	51	91%	7	70%													
	53	95%	8	80%													
	3	5%	2	20%													
Kagan	9	90%	56														
	9	90%															
	9	90%															
	1	10%															
Gorsuch	58																

Key
Fully Agree
Agree in Full or Part
Agree in Full, Part, or Judgment Only
Disagree in Judgment

Justice Agreement - Non-Unanimous Cases

	Kennedy		Thomas		Ginsburg		Breyer		Alito		Sotomayor		Kagan		Gorsuch		Total
Roberts	14	78%	9	50%	7	39%	11	61%	14	78%	9	53%	12	71%	2	100%	18
	14	78%	12	67%	7	39%	11	61%	14	78%	9	53%	12	71%	2	100%	
	14	78%	12	67%	8	44%	11	61%	15	83%	9	53%	12	71%	2	100%	
	4	22%	6	33%	10	56%	7	39%	3	17%	8	47%	5	29%	0	0%	
Kennedy	6	33%	10	56%	15	83%	10	56%	11	65%	14	82%	1	50%	18		
	8	44%	10	56%	15	83%	10	56%	11	65%	14	82%	1	50%			
	8	44%	10	56%	15	83%	11	61%	11	65%	14	82%	1	50%			
	10	56%	8	44%	3	17%	7	39%	6	35%	3	18%	1	50%			
Thomas	2	11%	5	28%	11	61%	4	24%	6	35%	2	100%	18				
	3	17%	7	39%	15	83%	5	29%	8	47%	2	100%					
	4	22%	7	39%	15	83%	5	29%	8	47%	2	100%					
	14	78%	11	61%	3	17%	12	71%	9	53%	0	0%					
Ginsburg	11	61%	3	17%	13	76%	12	71%	1	50%	18						
	11	61%	3	17%	13	76%	12	71%	1	50%							
	11	61%	5	28%	14	82%	13	76%	1	50%							
	7	39%	13	72%	3	18%	4	24%	1	50%							
Breyer	7	39%	11	65%	14	82%	1	50%	18								
	7	39%	11	65%	14	82%	1	50%									
	8	44%	11	65%	14	82%	1	50%									
	10	56%	6	35%	3	18%	1	50%									
Alito	5	29%	8	47%	2	100%	18										
	5	29%	8	47%	2	100%											
	6	35%	9	53%	2	100%											
	11	65%	8	47%	0	0%											
Sotomayor	14	82%	0	0%	17												
	14	82%	0	0%													
	14	82%	0	0%													
	3	18%	2	100%													
Kagan	1	50%	18														
	1	50%															
	1	50%															
	1	50%															
Gorsuch		18															

Key
Fully Agree
Agree in Full or Part
Agree in Full, Part, or Judgment Only
Disagree in Judgment

Justice Agreement - 5-4 Cases

	Scalia	Kennedy	Thomas	Ginsburg	Breyer	Alito	Sotomayor	Kagan	Total
Roberts	1 25%	2 50%	0 0%	0 0%	4 100%	0 0%	0 0%	1 100%	4
	1 25%	3 75%	0 0%	0 0%	4 100%	0 0%	0 0%	1 100%	
	1 25%	3 75%	0 0%	0 0%	4 100%	0 0%	0 0%	1 100%	
	3 75%	1 25%	4 100%	4 100%	0 0%	4 100%	4 100%	0 0%	
Kennedy	0 0%	3 75%	3 75%	1 25%	3 75%	3 75%	0 0%	0 0%	0
	0 0%	3 75%	3 75%	1 25%	3 75%	3 75%	0 0%	0 0%	
	0 0%	3 75%	3 75%	1 25%	3 75%	3 75%	0 0%	0 0%	
	4 100%	1 25%	1 25%	3 75%	1 25%	1 25%	1 100%	1 100%	
Thomas	0 0%	0 0%	2 50%	0 0%	0 0%	0 0%	1 100%	4	
	1 25%	1 25%	3 75%	1 25%	1 25%	1 25%	1 100%		
	1 25%	1 25%	3 75%	1 25%	3 75%	3 75%	0 0%		
	3 75%	3 75%	1 25%	3 75%	3 75%	0 0%	0 0%		
Ginsburg	4 100%	0 0%	4 100%	4 100%	0 0%	0 0%	0 0%	4	
	4 100%	0 0%	4 100%	4 100%	4 100%	4 100%	0 0%		
	4 100%	0 0%	4 100%	4 100%	4 100%	4 100%	0 0%		
	0 0%	4 100%	0 0%	0 0%	1 100%	1 100%	0 0%		
Breyer	0 0%	4 100%	4 100%	0 0%	0 0%	0 0%	1 100%	4	
	0 0%	4 100%	4 100%	4 100%	4 100%	4 100%	0 0%		
	0 0%	4 100%	4 100%	4 100%	4 100%	4 100%	0 0%		
	4 100%	0 0%	0 0%	0 0%	1 100%	1 100%	0 0%		
Alito	0 0%	0 0%	1 100%	0 0%	0 0%	0 0%	1 100%	4	
	0 0%	0 0%	1 100%	0 0%	0 0%	0 0%	1 100%		
	0 0%	0 0%	1 100%	0 0%	0 0%	0 0%	1 100%		
	4 100%	4 100%	0 0%	0 0%	0 0%	0 0%	0 0%		
Sotomayor	4 100%	0 0%	0 0%	0 0%	0 0%	0 0%	1 100%	4	
	4 100%	0 0%	0 0%	0 0%	0 0%	0 0%	1 100%		
	4 100%	0 0%	0 0%	0 0%	0 0%	0 0%	1 100%		
	0 0%	1 100%	0 0%	0 0%	0 0%	0 0%	0 0%		
Kagan	0 0%	0 0%	0 0%	0 0%	0 0%	0 0%	0 0%	4	
	0 0%	0 0%	0 0%	0 0%	0 0%	0 0%	0 0%		
	0 0%	0 0%	0 0%	0 0%	0 0%	0 0%	0 0%		
	1 100%	0 0%	0 0%	0 0%	0 0%	0 0%	0 0%		
Gorsuch								4	

Key

Fully Agree
Agree in Full or Part
Agree in Full, Part, or Judgment Only
Disagree in Judgment

Justice Agreement - Highs and Lows

The following tables list the justice pairs with the highest and lowest agreement rates based on both metrics for justice agreement - i.e., all cases and non-unanimous cases only - when justices agree in full, part, or judgment only. Non-unanimous cases are those in which at least one justice dissented; cases that produced only a majority opinion and one or more concurring opinions are not included in that measure.

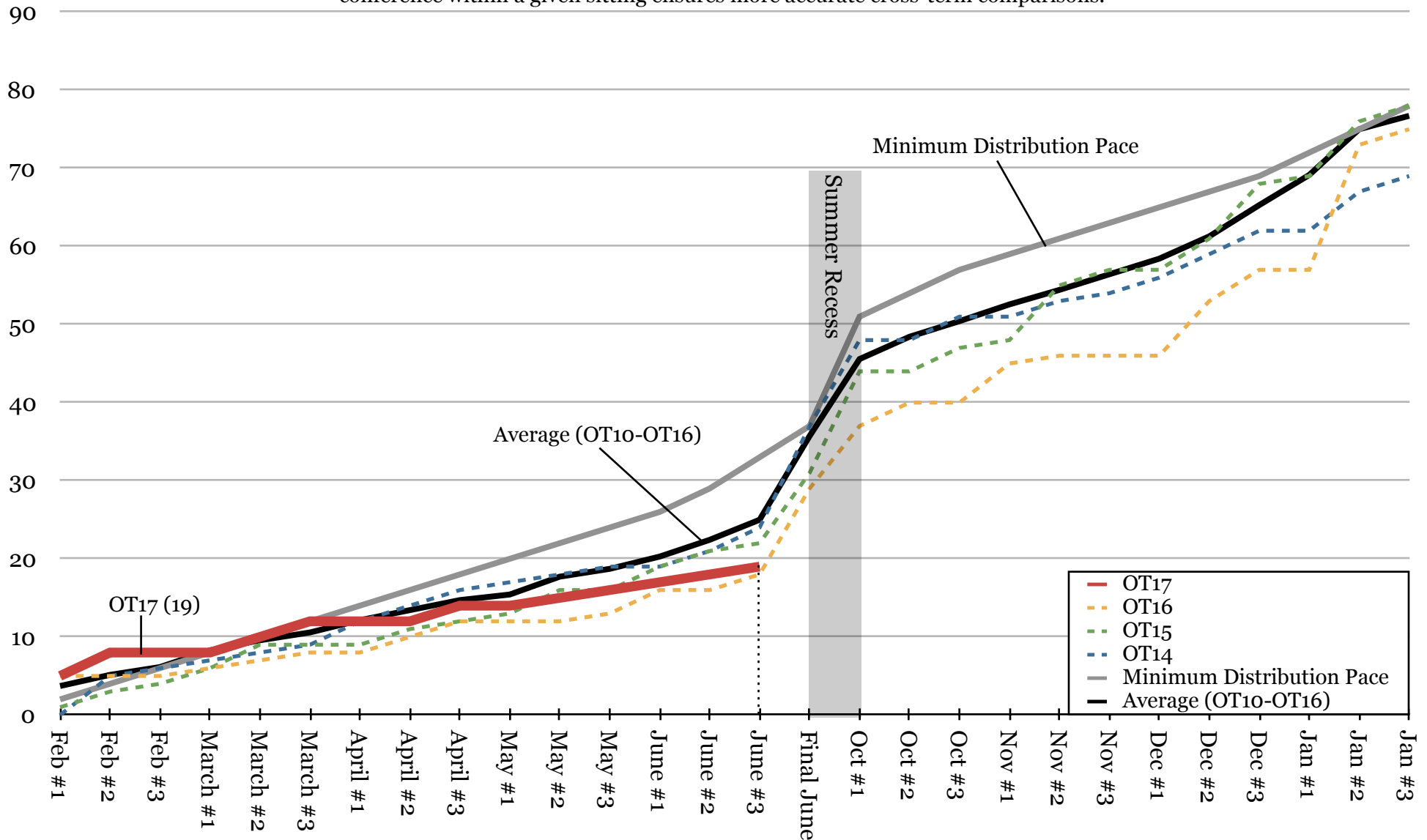
	Highest Agreement			Lowest Agreement		
All Cases	1	Roberts - Gorsuch	100.0%	1	Thomas - Ginsburg	72.4%
	2	Thomas - Gorsuch	100.0%	2	Thomas - Sotomayor	75.4%
	3	Alito - Gorsuch	100.0%	3	Ginsburg - Alito	75.9%
	4	Ginsburg - Sotomayor	94.7%	4	Thomas - Breyer	77.6%
	5	Breyer - Kagan	94.6%	5	Alito - Sotomayor	78.9%
	6	Sotomayor - Kagan	94.6%	6	Sotomayor - Gorsuch	80.0%
	7	Kennedy - Breyer	93.1%	7	Thomas - Kagan	80.4%
	8	Thomas - Alito	93.1%	8	Kennedy - Thomas	81.0%
	9	Roberts - Alito	93.0%	9	Breyer - Alito	81.0%
	10	Kennedy - Kagan	92.9%	10	Roberts - Ginsburg	82.5%

Divided Cases	1	Roberts - Gorsuch	100.0%	1	Sotomayor - Gorsuch	0.0%
	2	Thomas - Gorsuch	100.0%	2	Thomas - Ginsburg	22.2%
	3	Alito - Gorsuch	100.0%	3	Ginsburg - Alito	27.8%
	4	Roberts - Alito	83.3%	4	Thomas - Sotomayor	29.4%
	5	Kennedy - Breyer	83.3%	5	Alito - Sotomayor	35.3%
	6	Thomas - Alito	83.3%	6	Thomas - Breyer	38.9%
	7	Kennedy - Kagan	82.4%	7	Roberts - Ginsburg	44.4%
	8	Ginsburg - Sotomayor	82.4%	8	Kennedy - Thomas	44.4%
	9	Breyer - Kagan	82.4%	9	Breyer - Alito	44.4%
	10	Sotomayor - Kagan	82.4%	10	Thomas - Kagan	47.1%

5-4 Cases	1	Roberts - Alito	100.0%	1	Roberts - Ginsburg	0.0%
	2	Roberts - Gorsuch	100.0%	2	Roberts - Breyer	0.0%
	3	Thomas - Gorsuch	100.0%	3	Roberts - Sotomayor	0.0%
	4	Ginsburg - Breyer	100.0%	4	Roberts - Kagan	0.0%
	5	Ginsburg - Sotomayor	100.0%	5	Kennedy - Thomas	0.0%
	6	Ginsburg - Kagan	100.0%	6	Kennedy - Gorsuch	0.0%
	7	Breyer - Sotomayor	100.0%	7	Ginsburg - Alito	0.0%
	8	Breyer - Kagan	100.0%	8	Ginsburg - Gorsuch	0.0%
	9	Alito - Gorsuch	100.0%	9	Breyer - Alito	0.0%
	10	Sotomayor - Kagan	100.0%	10	Breyer - Gorsuch	0.0%

Pace of Grants

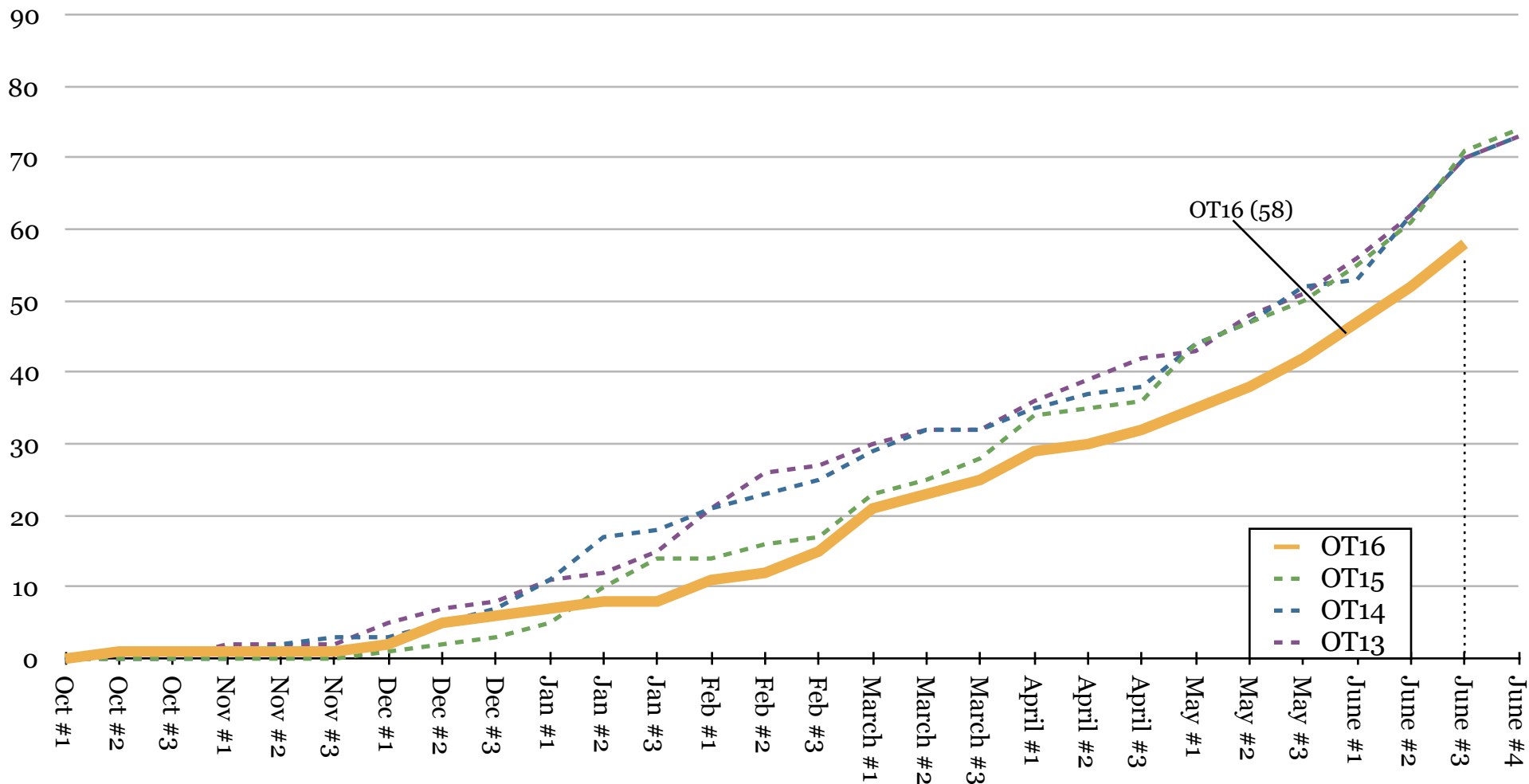
The following chart plots the pace at which the court fills its merits docket for a given term. Each date marker represents the conference within a given sitting. For instance, Feb #3 is the third February conference, which, during OT16, took place on March 3, 2017. Categorizing grants by their conference within a given sitting ensures more accurate cross-term comparisons.



* The Minimum Distribution Pace presented in this chart reflects the number of petitions that must be granted to fill the court's docket for oral argument while giving the litigants in each case a complete or near-complete briefing schedule. The pace also reflects the number of petitions raised at each conference and other factors affecting the certiorari process.

Pace of Opinions

The following chart plots the pace at which the court releases merits opinions throughout the term, beginning in October and ending in June. This chart includes both opinions released after full briefing and summary reversals. Here, as in the Pace of Grants chart, cases are categorized by their release within a given sitting, rather than by calendar month. For example, the opinions for Feb #3 of OT16 were actually released on March 6, 2017.



Grants Per Conference

	OT05	OT06	OT07	OT08	OT09	OT10	OT11	OT12	OT13	OT14	OT15	OT16	Average (OT05-OT15)	Range (OT05-OT15)	Calendar Weeks Covered	Grants Per Weeks Covered (OT05-OT15)	
Feb #1	3	4	2	8	9	3	7	6	4	0	1	5	4.3	7.2	0 - 9	4	1.1
Feb #2	4	0	3	3	1	1	0	0	2	5	2	3	1.9		0 - 5	1	1.9
Feb #3	2	1	0	0	1	3	1	0	1	1	1	0	1.0		0 - 3	1	1.0
March #1	0	0	0	8	0	4	2	2	3	1	2	0	2.0	4.4	0 - 8	2	1.0
March #2	1	1	2	2	1	0	1	1	2	1	3	2	1.4		0 - 3	1	1.4
March #3	1	1	0	2	1	0	2	2	1	1	0	2	1.0		0 - 2	1	1.0
April #1	3	3	0	2	3	4	1	1	2	3	0	0	2.0	5.0	0 - 4	2	1.0
April #2	5	0	1	2	3	2	0	0	1	2	2	0	1.6		0 - 5	1	1.6
April #3	2	1	1	0	4	0	2	1	1	2	1	2	1.4		0 - 4	1	1.4
May #1	2	4	0	1	4	1	1	0	1	1	1	0	1.5	4.5	0 - 4	2	0.7
May #2	1	0	3	0	1	5	1	1	5	1	3	1	1.9		0 - 5	1	1.9
May #3	1	1	4	0	1	1	1	1	2	1	0	1	1.2		0 - 4	1	1.2
June #1	1	4	1	0	2	0	2	1	2	0	3	1	1.5	15.2	0 - 4	1	1.5
June #2	1	1	3	3	4	4	4	2	1	2	2	1	2.5		1 - 4	1	2.5
June #3	2	2	1	3	3	3	4	1	4	3	1	1	2.5		1 - 4	1	2.5
June #4	7	5	5	9	7	7	13	10	12	13	9		8.8		5 - 13	1	8.8
Oct #1	11	9	17	10	11	13	7	9	8	12	14		11.0	15.5	7 - 17	13	0.8
Oct #2	3	2	0	1	5	7	2	7	2	0	0		2.6		0 - 7	2	1.3
Oct #3	1	1	2	1	2	1	4	1	2	3	3		1.9		1 - 4	1	1.9
Nov #1	4	4	2	2	3	5	1	4	1	0	1		2.5	6.9	0 - 5	2	1.2
Nov #2	3	2	1	1	0	0	5	1	0	4	8		2.3		0 - 8	1	2.3
Nov #3	2	0	1	5	1	2	3	4	2	2	2		2.2		0 - 5	1	2.2
Dec #1	3	0	3	2	3	3	4	3	4	2	0		2.5	8.7	0 - 4	1	2.5
Dec #2	2	3	3	2	2	2	1	2	1	3	4		2.3		1 - 4	2	1.1
Dec #3	2	5	6	2	3	3	5	5	2	3	8		4.0		2 - 8	1	4.0
Jan #1	6	7	6	4	1	5	1	3	8	0	1		3.8	9.1	0 - 8	4	1.0
Jan #2	1	4	4	6	5	0	0	6	3	6	7		3.8		0 - 7	1	3.8
Jan #3	1	7	2	0	0	0	1	2	0	1	2		1.5		0 - 7	1	1.5
Total	75	72	73	79	81	79	76	76	77	73	81	19	76.5	76.5	72 - 81	52	

Opinions Per Week

















































































	OT06	OT07	OT08	OT09	OT10	OT11	OT12	OT13	OT14	OT15	OT16	Average (OT06-OT15)		Range (OT06-OT15)
Oct #1	0	0	0	0	0	0	0	0	0	0	0	0.0	0.3	0 - 0
Oct #2	0	0	1	0	0	0	0	0	0	0	1	0.1		0 - 1
Oct #3	1	0	0	1	0	0	0	0	0	0	0	0.2		0 - 1
Nov #1	0	0	0	0	0	1	0	2	0	0	0	0.3	1.8	0 - 2
Nov #2	0	1	1	1	1	3	1	0	2	0	0	1.0		0 - 3
Nov #3	1	0	0	1	1	0	1	0	1	0	0	0.5		0 - 1
Dec #1	0	0	1	1	1	0	1	3	0	1	1	0.8	3.6	0 - 3
Dec #2	1	2	0	5	0	0	1	2	2	1	3	1.4		0 - 5
Dec #3	2	3	1	0	1	2	1	1	2	1	1	1.4		0 - 3
Jan #1	4	3	4	4	2	7	4	3	4	2	1	3.7	9.9	2 - 7
Jan #2	1	3	5	5	3	4	1	1	6	5	1	3.4		1 - 6
Jan #3	3	1	6	1	4	4	1	3	1	4	0	2.8		1 - 6
Feb #1	5	5	5	5	4	7	9	6	3	0	3	4.9	9.6	0 - 9
Feb #2	1	2	3	3	6	1	4	5	2	2	1	2.9		1 - 6
Feb #3	2	1	4	2	3	1	1	1	2	1	3	1.8		1 - 4
March #1	1	2	2	1	3	7	4	3	4	6	6	3.3	7.7	1 - 7
March #2	2	2	5	5	2	5	3	2	3	2	2	3.1		2 - 5
March #3	2	1	2	0	2	2	1	0	0	3	2	1.3		0 - 3
April #1	5	5	4	4	2	4	4	4	3	6	4	4.1	8.3	2 - 6
April #2	3	1	4	3	2	2	1	3	2	1	1	2.2		1 - 4
April #3	5	1	4	2	2	0	1	3	1	1	2	2.0		0 - 5
May #1	1	1	2	3	3	1	3	1	6	8	3	2.9	10.1	1 - 8
May #2	5	4	3	6	6	5	4	5	3	3	3	4.4		3 - 6
May #3	1	3	2	5	2	2	2	3	5	3	4	2.8		1 - 5
June #1	4	3	5	4	8	2	3	5	1	5	5	4.0	24.9	1 - 8
June #2	8	9	6	9	9	2	7	6	9	6	5	7.1		2 - 9
June #3	6	7	7	10	10	8	8	8	8	10	6	8.2		6 - 10
June #4	8	10	2	5	5	5	12	3	3	3		5.6		2 - 12
Total	72	70	79	86	82	75	78	73	73	74	58	76.2	76.2	70 - 86

Voting Alignment


















































































Cases are sorted by date of decision. Dissenting justices are shaded in gray and the author of the majority opinion is highlighted in red.

Case Name	Decided	Vote	Author	Sotomayor	Ginsburg	Kagan	Breyer	Kennedy	Gorsuch	Roberts	Alito	Thomas
Bosse v. Oklahoma	October 11, 2016	8-0	Per Curiam									
Bravo-Fernandez v. United States	November 29, 2016	8-0	Ginsburg									
State Farm Fire & Casualty Co. v. United States ex rel. Rigsby	December 6, 2016	8-0	Kennedy									
Salman v. United States	December 6, 2016	8-0	Alito									
Samsung Electronics v. Apple	December 6, 2016	8-0	Sotomayor									
Shaw v. United States	December 12, 2016	8-0	Breyer									
White v. Pauly	January 9, 2017	8-0	Per Curiam									
Lightfoot v. Cendant Mortgage	January 18, 2017	8-0	Sotomayor									
Buck v. Davis	February 22, 2017	6-2	Roberts									


















































































Voting Alignment (continued)

Case Name	Decided	Vote	Author	Sotomayor	Ginsburg	Kagan	Breyer	Kennedy	Gorsuch	Roberts	Alito	Thomas
Life Technologies v. Promega	February 22, 2017	7-0	Sotomayor									
Fry v. Napoleon Community School	February 22, 2017	8-0	Kagan									
Bethune-Hill v. Virginia Board of Elections	March 1, 2017	8-0	Kennedy									
Pena-Rodriguez v. Colorado	March 6, 2017	5-3	Kennedy									
Beckles v. United States	March 6, 2017	7-0	Thomas									
Rippo v. Baker	March 6, 2017	8-0	Per Curiam									
National Labor Relations Board v. SW General	March 21, 2017	6-2	Roberts									
SCA Hygiene Products v. First Quality Baby Products	March 21, 2017	7-1	Alito									
Manuel v. Joliet	March 21, 2017	6-2	Kagan									


















































































Voting Alignment (continued)

Case Name	Decided	Vote	Author	Sotomayor	Ginsburg	Kagan	Breyer	Kennedy	Gorsuch	Roberts	Alito	Thomas
Andrew F. v. Douglas County School District	March 22, 2017	8-0	Roberts									
Star Athletica v. Varsity Brands	March 22, 2017	6-2	Thomas									
Czyzewski v. Jevic Holding	March 22, 2017	6-2	Breyer									
Moore v. Texas	March 28, 2017	5-3	Ginsburg									
Expressions Hair Design v. Schneiderman	March 29, 2017	8-0	Roberts									
Dean v. United States	April 3, 2017	8-0	Roberts									
McLane Co. v. EEOC	April 3, 2017	7-1	Sotomayor									
Coventry Health Care of Missouri v. Nevils	April 18, 2017	8-0	Ginsburg									
Goodyear Tire v. Haeger	April 18, 2017	8-0	Kagan									


















































































Voting Alignment (continued)

Case Name	Decided	Vote	Author	Sotomayor	Ginsburg	Kagan	Breyer	Kennedy	Gorsuch	Roberts	Alito	Thomas
Manrique v. United States	April 19, 2017	6-2	Thomas									
Nelson v. Colorado	April 19, 2017	7-1	Ginsburg									
Lewis v. Clarke	April 25, 2017	8-0	Sotomayor									
Venezuela v. Helmerich & Payne International	May 1, 2017	8-0	Breyer									
Bank of America v. Miami	May 1, 2017	9-0	Breyer									
Howell v. Howell	May 15, 2017	8-0	Breyer									
Midland Funding v. Johnson	May 15, 2017	5-3	Breyer									
Kindred Nursing Centers v. Clark	May 15, 2017	7-1	Kagan									
TC Heartland v. Kraft Food Brands Group	May 22, 2017	8-0	Thomas									

Voting Alignment (continued)




























Case Name	Decided	Vote	Author	Sotomayor	Ginsburg	Kagan	Breyer	Kennedy	Gorsuch	Roberts	Alito	Thomas
Water Splash v. Menon	May 22, 2017	8-0	Alito									
Cooper v. Harris	May 22, 2017	5-3	Kagan									
Impression Products v. Lexmark International	May 30, 2017	7-1	Roberts									
Esquivel-Quintana v. Sessions	May 30, 2017	8-0	Thomas									
BNSF Railway Co. v. Tyrrell	May 30, 2017	8-0	Ginsburg									
County of Los Angeles v. Mendez	May 30, 2017	8-0	Alito									
Town of Chester v. Laroe Estates, Inc.	June 5, 2017	9-0	Alito									
Honeycutt v. United States	June 5, 2017	8-0	Sotomayor									
Kokesh v. Securities Exchange Commission	June 5, 2017	9-0	Sotomayor									

Voting Alignment (continued)

Case Name	Decided	Vote	Author	Sotomayor	Ginsburg	Kagan	Breyer	Kennedy	Gorsuch	Roberts	Alito	Thomas
Advocate Health Care v. Stapleton	June 5, 2017	8-0	Kagan									
North Carolina v. Covington et al.	June 5, 2017	9-0	Per Curiam									
Sandoz Inc. v. Amgen Inc.	June 12, 2017	9-0	Thomas									
Microsoft v. Baker	June 12, 2017	8-0	Ginsburg									
Sessions v. Morales-Santana	June 12, 2017	8-0	Ginsburg									
Henson v. Santander Consumer USA	June 12, 2017	9-0	Gorsuch									
Virginia v. LeBlanc	June 12, 2017	9-0	Per Curiam									
Packingham v. North Carolina	June 19, 2017	8-0	Kennedy									
Ziglar v. Abbasi	June 19, 2017	4-2	Kennedy									

Voting Alignment

(continued)

Case Name	Decided	Vote	Author	Sotomayor	Ginsburg	Kagan	Breyer	Kennedy	Gorsuch	Roberts	Alito	Thomas
McWilliams v. Dunn	June 19, 2017	5-4	Breyer									
Matal v. Tam	June 19, 2017	8-0	Alito									
Bristol-Myers Squibb Co. v. Superior Court of California	June 19, 2017	8-1	Alito									
Jenkins v. Hutton	June 19, 2017	9-0	Per Curiam	