

Stat Pack for October Term 2015

Summary of the Term

Total Merits Opinions Released	72
+ Signed opinions after oral argument	57
+ Summary reversals	13
+ Affirmed 4-4	2

Total Merits Opinions Expected	80
+ Petitions granted and set for argument	76
+ Summary reversals	13
- Cases dismissed before oral argument	-1
- Cases dismissed after oral argument	-1
- Cases consolidated for decision	-7

Cases Set for Argument During OT16	18
---	-----------

* You can find past Stat Packs here: <http://www.scotusblog.com/reference/stat-pack/>. A few matters regarding our methodology are worth mentioning at the outset. First, SCOTUSblog treats consolidated cases as a single case, as determined by the case with the lowest docket number (prior to the release of an opinion) or the case that is captioned with an opinion. To the extent that two cases are argued separately but later decided with only one opinion, we will remove one of the cases from this Stat Pack, except to include it in the Pace of Grants chart to maintain cross-conference comparisons. The most unusual way we manage these later-consolidated cases is to merge the oral argument data for the two cases. We combine the questions asked by each Justice in the separate oral argument proceedings into one “consolidated” session. Second, this Stat Pack frequently uses the term “merits opinions,” “merits docket,” or “merits cases.” Those three terms are used interchangeably, and signify the set of cases decided “on the merits.” Those cases include signed opinions after oral argument (the bulk of all merits cases), most per curiam opinions released after oral arguments, summary reversals (cases decided with per curiam opinions after the certiorari stage), and cases decided by an equally divided (4-4) Court. Cases that are dismissed as improvidently granted are not included in our tally of merits cases.

Suggested Citation: Kedar S. Bhatia, *Stat Pack for October Term 2015*, SCOTUSBLOG (June 22, 2016).

Opinions by Sitting

Roberts	1	1	-	1	1	1	-	JGR	5				
Scalia	1	1	-	-	-	-	-	AS	2				
Kennedy	1	1	1	1	1	2	1	AMK	8				
Thomas	-	1	1	1	2	1	1	CT	7				
Ginsburg	1	1	1	1	1	2	1	RBG	8				
Breyer	1	1	2	1	-	1	1	SGB	7				
Alito	1	1	1	-	2	1	-	SAA	6				
Sotomayor	1	1	1	1	1	1	1	SMS	7				
Kagan	1	1	1	1	-	1	1	EK	6				
	October	November	December	January	February	March	April	Decided	63				
	Decided: 10 Remain: 0	Decided: 9 Remain: 0	Decided: 8 Remain: 2	Decided: 9 Remain: 0	Decided: 8 Remain: 2	Decided: 11 Remain: 0	Decided: 6 Remain: 4	Argued	69				
<i>Hawkins</i>	<i>PC</i>	<i>Spokeo</i>	<i>SAA</i>	<i>Green</i>	<i>SMS</i>	<i>Friedriehs</i>	<i>PC</i>	<i>Kingdomware</i>	<i>CT</i>	<i>Nabsico</i>	<i>SAA</i>	<i>Texas</i>	
<i>OBb</i>	<i>JGR</i>	<i>Foster</i>	<i>JGR</i>	<i>Musacchio</i>	<i>CT</i>	<i>Dunean</i>		<i>Strieff</i>	<i>CT</i>	<i>Wittman</i>	<i>SGB</i>	<i>Universal Health</i>	<i>CT</i>
<i>DirectTV</i>	<i>SGB</i>	<i>Lockhart</i>	<i>SMS</i>	<i>Menominee</i>	<i>SAA</i>	<i>Molina-Martinez</i>	<i>AMK</i>	<i>Taylor</i>	<i>SAA</i>	<i>Simmons</i>	<i>SMS</i>	<i>Bryant</i>	<i>RBG</i>
<i>Ocasio</i>	<i>SAA</i>	<i>Luna Torres</i>	<i>EK</i>	<i>Merrill Lynch</i>	<i>EK</i>	<i>Bank Markazi</i>	<i>RBG</i>	<i>Halo Elec.</i>	<i>JGR</i>	<i>Franklin</i>	<i>CT</i>	<i>Birchfield</i>	
<i>Carr</i>	<i>AS</i>	<i>Shapiro</i>	<i>AS</i>	<i>Gobeille</i>	<i>AMK</i>	<i>Sanchez Valle</i>	<i>EK</i>	<i>Hughes</i>	<i>RBG</i>	<i>Zubik</i>	<i>PC</i>	<i>Encino</i>	<i>AMK</i>
<i>Gleason</i>		<i>Bruce</i>	<i>RBG</i>	<i>Dollar General</i>		<i>Heffernan</i>	<i>SGB</i>	<i>Williams</i>	<i>AMK</i>	<i>CRST Van</i>	<i>AMK</i>	<i>Kirtsang</i>	<i>EK</i>
<i>Montgomery</i>	<i>AMK</i>	<i>Montanile</i>	<i>CT</i>	<i>Cal. Franchise</i>	<i>SGB</i>	<i>Americold</i>	<i>SMS</i>	<i>Voisine</i>		<i>Betterman</i>	<i>RBG</i>	<i>Cuozzo</i>	<i>SGB</i>
<i>Hurst</i>	<i>SMS</i>	<i>Luis</i>	<i>SGB</i>	<i>Evenwel</i>	<i>RBG</i>	<i>Sturgeon</i>	<i>JGR</i>	<i>Husky Elec.</i>	<i>SMS</i>	<i>Sheriff</i>	<i>RBG</i>	<i>Dietz</i>	<i>SMS</i>
<i>Elec. Power</i>	<i>EK</i>	<i>Tyson</i>	<i>AMK</i>	<i>Harris</i>	<i>SGB</i>	<i>Parker</i>	<i>CT</i>	<i>Nichols</i>	<i>SAA</i>	<i>Ross</i>	<i>EK</i>	<i>Mathis</i>	
<i>Campbell-Ewald</i>	<i>RBG</i>			<i>Fisher</i>				<i>Whole Woman's</i>		<i>Hawkes</i>	<i>JGR</i>	<i>McDonnell</i>	
										<i>Welch</i>	<i>AMK</i>		

Circuit Scorecard

October Term 2015

	Number	Percent	Decided	Aff'd	Rev'd	Aff'd %	Rev'd %	Aff'd 4-4
CA1	3	3%	2	1	1	50%	50%	-
CA2	6	7%	6	4	2	67%	33%	-
CA3	3	3%	3	1	2	33%	67%	-
CA4	6	7%	5	3	2	60%	40%	-
CA5	9	10%	5	1	4	20%	80%	-
CA6	4	5%	4	1	3	25%	75%	-
CA7	-	-				-	-	-
CA8	6	7%	5	3	1	75%	25%	1
CA9	11	13%	11	2	8	20%	80%	1
CA10	4	5%	4	1	3	25%	75%	-
CA11	3	3%	3	0	3	0%	100%	-
CA DC	4	5%	4	2	2	50%	50%	-
CA Fed	4	5%	4	1	3	25%	75%	-
State	20	23%	17	2	15	12%	88%	-
Dist. Court	3	3%	3	2	1	67%	33%	-
Original	1	1%	1	N/A	N/A	N/A	N/A	-
	87	100%	77	24	50	32%	68%	2

October Term 2016

	Number	Percent
CA1	1	6%
CA2	-	-
CA3	-	-
CA4	-	-
CA5	2	11%
CA6	1	6%
CA7	1	6%
CA8	1	6%
CA9	4	22%
CA10	-	-
CA11	1	6%
CA DC	1	6%
CA Fed	2	11%
State	3	17%
Dist. Court	1	6%
Original	-	-
	18	100%

* For the circuit scorecards only, we treated certain consolidated cases as separate decisions rather than as one. For consolidated cases that stemmed from different lower court decisions, such as the cases consolidated as *Zubik v. Burwell*, we counted the cases separately on this table to most accurately reflect the Supreme Court's treatment of the precedents below. For cases that were consolidated in the court below, such as the pair of petitions from the U.S. Court of Appeals for the First Circuit in *Puerto Rico v. Franklin California Tax-Free Trust*, we counted the Supreme Court's decision only once. Throughout the rest of the Stat Pack consolidated cases are uniformly treated as a single case.

Circuit Scorecard

This chart features affirmance and reversal rates for each circuit and each Justice. The first number is the number of times a particular Justice voted to affirm a decision of the court below and the second number is the number of times that Justice voted to vacate or reverse the decision below.

	Roberts	Scalia	Kennedy	Thomas	Ginsburg	Breyer	Alito	Sotomayor	Kagan	Total Votes	Overall Decisions
CA1	1 - 1	0 - 0	1 - 1	1 - 1	0 - 2	1 - 1	0 - 1	0 - 2	1 - 1	5 - 10	1 - 1
CA2	3 - 3	0 - 0	4 - 2	3 - 3	4 - 2	3 - 3	4 - 2	1 - 4	4 - 2	26 - 21	4 - 2
CA3	1 - 2	0 - 0	1 - 2	2 - 1	1 - 2	1 - 2	2 - 1	1 - 2	1 - 2	10 - 14	1 - 2
CA4	2 - 3	0 - 1	3 - 2	1 - 4	3 - 2	3 - 2	3 - 2	2 - 3	3 - 2	20 - 21	3 - 2
CA5	1 - 4	1 - 1	1 - 4	2 - 3	1 - 4	1 - 4	1 - 4	2 - 3	1 - 4	19 - 23	1 - 4
CA6	1 - 3	0 - 1	1 - 3	1 - 3	1 - 3	1 - 3	1 - 3	1 - 3	1 - 3	8 - 25	1 - 3
CA7	0 - 0	0 - 0	0 - 0	0 - 0	0 - 0	0 - 0	0 - 0	0 - 0	0 - 0	0 - 0	0 - 0
CA8	3 - 1	0 - 0	3 - 1	2 - 2	3 - 1	3 - 1	2 - 2	3 - 1	3 - 1	26 - 14	4 - 1
CA9	1 - 9	0 - 3	1 - 9	2 - 8	4 - 6	2 - 8	2 - 8	4 - 6	2 - 8	22 - 69	3 - 8
CA10	1 - 3	0 - 0	1 - 3	2 - 2	1 - 3	1 - 3	1 - 3	1 - 3	1 - 3	17 - 15	1 - 3
CA11	0 - 3	0 - 1	1 - 2	1 - 2	1 - 2	0 - 3	1 - 2	0 - 3	1 - 2	5 - 20	0 - 3
CA DC	2 - 2	3 - 0	2 - 2	3 - 1	2 - 2	2 - 2	2 - 1	2 - 2	2 - 2	28 - 6	2 - 2
CA Fed.	1 - 3	0 - 0	1 - 3	1 - 3	1 - 3	1 - 3	1 - 3	1 - 3	1 - 3	16 - 16	1 - 3
State Ct.	4 - 13	1 - 6	2 - 15	9 - 8	4 - 13	1 - 16	7 - 10	4 - 13	3 - 14	44 - 99	2 - 15
Dist. Court	2 - 1	0 - 0	2 - 1	2 - 1	2 - 1	2 - 1	2 - 1	2 - 1	2 - 1	16 - 8	2 - 1
Original	1 - 0	0 - 0	1 - 0	1 - 0	1 - 0	1 - 0	1 - 0	1 - 0	1 - 0	8 - 0	1 - 0
	24 - 51	5 - 13	25 - 50	33 - 42	29 - 46	23 - 52	30 - 43	25 - 49	27 - 48	270 - 361	27 - 50

Merits Cases by Vote Split

9-0 37 (53%)	8-1 9 (13%)	7-2 15 (21%)	6-3 7 (10%)	5-4 2 (3%)
Maryland v. Kulbicki (PC)	Mullenix v. Luna (PC)	FERC v. Elec. Power Supply (6-2)	DirectTV v. Imburgia	Williams v. Pennsylvania (5-3)
OBB Personenverkehr AG v. Sachs	Hurst v. Florida	Gobeille v. Liberty Mutual (6-2)	Campbell-Ewald v. Gomez	Nabisco v. Euro. Comm'y (4-3)
Shapiro v. McManus	Kansas v. Carr	Lockhart v. U.S. (6-2)	Montgomery v. Louisiana	
White v. Wheeler (PC)	Montanile v. National Elevator Plan	Wearry v. Cain (PC) (6-2)	Luis v. U.S. (5-3)	
Bruce v. Samuels	Welch v. U.S. (7-1)	Tyson v. Bouaphakeo (6-2)	Ocasio v. U.S. (5-3)	
Musacchio v. United States	Husky Elec. v. Ritz (7-1)	Cal. Franchise Tax Bd. v. Hyatt (6-2)	Luna Torres v. Lynch (5-3)	
Menominee Indian Tribe v. U.S.	Foster v. Humphrey (7-1)	Bank Markazi v. Peterson (6-2)	Utah v. Strieff (5-3)	
James v. Boise (PC)	Green v. Brennan (7-1)	Heffernan v. Paterson (6-2)		
Amgen v. Harris (PC)	Taylor v. U.S. (7-1)	Spokeo v. Robins (6-2)		
Americold v. Conagra (8-0)		Kernan v. Hinojosa (PC) (6-2)		
V.L. v. E.L. (PC) (8-0)		Lynch v. Arizona (PC) (6-2)		
Caetano v. Massachusetts (PC) (8-0)		Dietz v. Boudin (6-2)		
Montana v. Wyoming (PC) (8-0)		Puerto Rico v. Sanchez Valle (6-2)		
Sturgeon v. Masica (8-0)		Puerto Rico v. Franklin (5-2)		
Nebraska v. Parker (8-0)		Encino Motorcars v. Navarro (6-2)		
Evenwel v. Abbott (8-0)				
Nichols v. U.S. (8-0)				
Woods v. Etherton (PC) (8-0)				
Hughes v. PPL EnergyPlus (8-0)				
Molina-Martinez v. U.S. (8-0)				
Harris v. AZ Indep. Comm'n (8-0)				
Sheriff v. Gillie (8-0)				
Merrill Lynch v. Manning (8-0)				
Zubik v. Burwell (PC) (8-0)				
CRST Van v. EEOC (8-0)				
Betterman v. Montana (8-0)				
Wittman v. Personhuballah (8-0)				
Army Corps v. Hawkes (8-0)				
Johnson v. Lee (PC) (8-0)				
Simmons v. Himmelreich (8-0)				
Ross v. Blake (8-0)				
Halo Elec. v. Pulse Elec. (8-0)				
U.S. v. Bryant (8-0)				
Kingdomware v. U.S. (8-0)				
Universal Health v. Escobar (8-0)				
Kirtsaeng v. John Wiley (8-0)				
Cuozzo v. Lee (8-0)				

Past Terms					
	9-0	8-1	7-2	6-3	5-4
OT09	46%	10%	15%	11%	18%
OT10	48%	13%	15%	5%	20%
OT11	44%	11%	8%	17%	20%
OT12	49%	5%	9%	8%	29%
OT13	66%	3%	10%	8%	14%
OT14	41%	7%	12%	15%	26%
Avg.	49%	8%	12%	11%	21%

* We treat cases with eight or fewer votes as if they were decided by the full Court. For example, we treat *Lockhart v. United States*, which had only eight Justices voting, as a 7-2 case throughout much of this Stat Pack. For 8-0, 7-1, and 6-2 decisions, we simply assume that the recused Justice would have joined the majority. In cases that are decided 5-3, we would look at each case individually to decide whether it was more likely that the recused Justice would join the majority or the dissent. Our assumption that nine Justices voted in each case applies only to figures that treat each case as a whole, like the chart above, and not to figures that focus on the behavior of individual Justices, like our Justice Agreement charts. We have done our best to note where we assume a full Court and where we count only actual votes.

** For cases that are decided by a 5-4 vote, we provide information about whether the majority was comprised of the most common conservative bloc (Roberts, Scalia, Kennedy, Thomas, and Alito), the most common liberal bloc (Kennedy, Ginsburg, Breyer, Sotomayor, and Kagan), or a more uncommon alignment. A conservative line-up is marked with a red square, a liberal line-up is marked with a blue square, and all others are marked with a yellow square.

Term Index

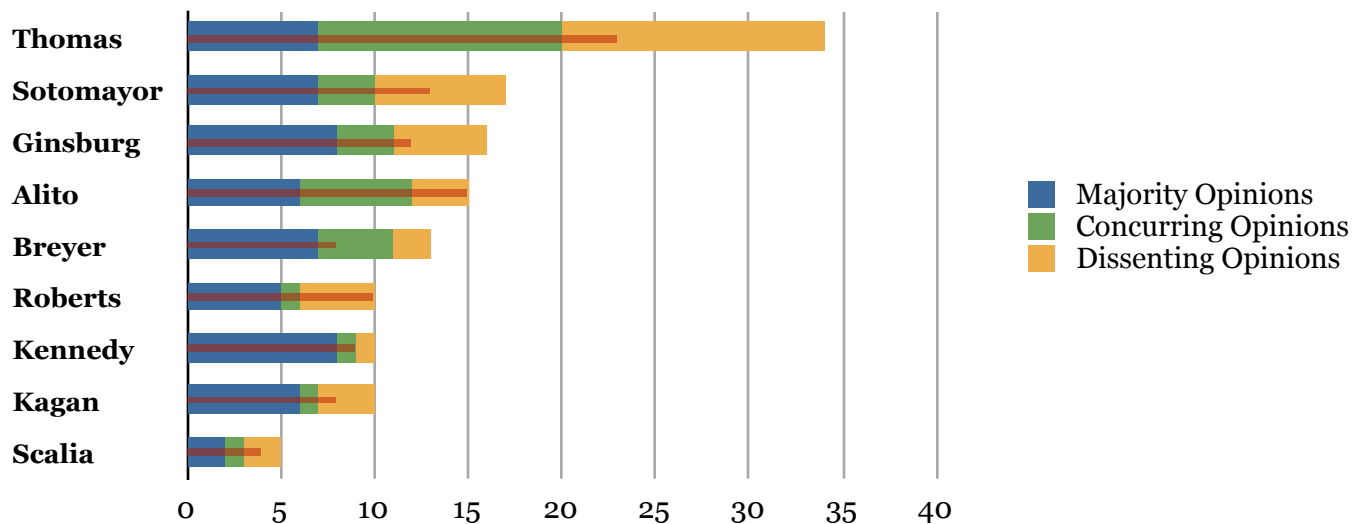
This chart includes a summary of the cases for the Term including (1) majority opinion author, (2) vote, (3) days between argument and opinion, (4) judgment, and (5) court below. For each sitting, the chart provides the number of majority opinions written by each Justice and the average number of days between argument and opinion for that Justice's majority opinions.

October												November												December											
1	Hawkins		4-4	169d	A	CA8	JGR	1	57d	Spokeo	SAA	6-2	196d	R	CA9	JGR	1	203d	Green	SMS	7-1	175d	R	CA10	JGR	0									
2	OBB	JGR	9-0	57d	R	CA9	AS	1	105d	Foster	JGR	7-1	203d	R	ST	AS	1	34d	Musacchio	CT	9-0	56d	A	CA5	AS	0									
3	DirectTV	SGB	6-3	69d	R	ST	AMK	1	104d	Lockhart	SMS	6-2	119d	A	CA2	AMK	1	133d	Menominee	SAA	9-0	55d	A	CADC	AMK	1	90d								
4	Ocasio	SAA	5-3	209d	A	CA4	CT	0		Luna Torres	EK	5-3	198d	A	CA2	CT	1	72d	Merrill Lynch	EK	8-0	167d	A	CA3	CT	1	56d								
5	Carr	AS	8-1	105d	R	ST	RBG	1	98d	Shapiro	AS	9-0	34d	R	CA4	RBG	1	69d	Gobeille	AMK	6-2	90d	A	CA2	RBG	1	118d								
6	Gleason				R	ST	SGB	1	69d	Bruce	RBG	9-0	69d	A	CADC	SGB	1	141d	Dollar General					CA5	SGB	2	134d								
7	Montgomery	AMK	6-3	104d	R	ST	SAA	1	209d	Montanile	CT	8-1	72d	R	CA11	SAA	1	196d	Cal. Franchise	SGB	6-2	134d	R	ST	SAA	1	55d								
8	Hurst	SMS	8-1	91d	R	ST	SMS	1	91d	Luis	SGB	5-3	141d	R	CA11	SMS	1	119d	Evenwel	RBG	8-0	118d	A	USDC	SMS	1	175d								
9	Elec. Power	EK	6-2	103d	R	CADC	EK	1	103d	Tyson	AMK	6-2	133d	A	CA8	EK	1	198d	Harris	SGB	8-0	134d	A	USDC	EK	1	167d								
10	Campbell-Ewald	RBG	6-3	98d	A	CA9	Total	10								Total	9		Fisher					CA5	Total	8									
11							Expect.	10								Expect.	9								Expect.	10									
12							Avg.	112d								Avg.	129d								Avg.	116d									
January												February												March											
1	Friedriehs		4-4	78d	A	CA9	JGR	1	62d	Kingdomware	CT	8-0	115d	R	CAFC	JGR	1	111d	Nabsico	SAA	4-3	91d	R	CA2	JGR	1	62d								
2	Dunean				-	CA7	AS	0		Strieff	CT	5-3	119d	R	ST	AS	0		Wittman	SGB	8-0	63d	R	USDC	AS	0									
3	Molina-Martinez	AMK	8-0	99d	R	CA5	AMK	1	99d	Taylor	SAA	7-1	118d	A	CA4	AMK	1	101d	Simmons	SMS	8-0	76d	A	CA6	AMK	2	36d								
4	Bank Markazi	RBG	6-2	98d	A	CA2	CT	1	62d	Halo Elec.	JGR	8-0	111d	R	CAFC	CT	2	117d	Franklin	CT	5-2	83d	A	CA1	CT	1	83d								
5	Sanchez Valle	EK	6-2	148d	A	ST	RBG	1	98d	Hughes	RBG	8-0	55d	A	CA4	RBG	1	55d	Zubik	PC	8-0	54d	R	CA3	RBG	2	50d								
6	Heffernan	SGB	6-2	98d	R	CA3	SGB	1	98d	Williams	AMK	5-3	101d	R	ST	SGB	0		CRST Van	AMK	8-0	52d	R	CA8	SGB	1	63d								
7	Americold	SMS	8-0	48d	A	CA10	SAA	0		Voisine					CA1	SAA	2	76d	Betterman	RBG	8-0	52d	A	ST	SAA	1	91d								
8	Sturgeon	JGR	8-0	62d	R	CA9	SMS	1	48d	Husky Elec.	SMS	7-1	76d	R	CA5	SMS	1	76d	Sheriff	RBG	8-0	48d	R	CA6	SMS	1	76d								
9	Parker	CT	8-0	62d	A	CA8	EK	1	148d	Nichols	SAA	8-0	34d	R	CA10	EK	0		Ross	EK	8-0	69d	R	CA4	EK	1	69d								
10							Total	9		Whole Woman's					CA5	Total	8		Hawkes	JGR	8-0	62d	A	CA8	Total	11									
11							Expect.	9								Expect.	10		Welch	AMK	7-1	19d	R	CA11	Expect.	11									
12							Avg.	87d								Avg.	91d								Avg.	61d									
April												Summary Reversal												Total											
1	Texas					CA5	JGR	0		Kulbicki	PC	9-0	-	R	ST				Roberts		5	99d			Cases Dismissed		5								
2	Universal Health	CT	8-0	58d	R	CA1	AS	0		Mullenix	PC	8-1	-	R	CA5				Scalia		2	70d			After Oral Arg.										
3	Bryant	RBG	8-0	55d	R	CA9	AMK	1	61d	White	PC	9-0	-	R	CA6				Kennedy		8	82d													
4	Birchfield					ST	CT	1	58d	James	PC	9-0	-	R	ST				Thomas		7	81d													
5	Encino	AMK	6-2	61d	R	CA9	RBG	1	55d	Amgen	PC	9-0	-	R	CA9				Ginsburg		8	74d													
6	Kirtsaeng	EK	8-0	52d	R	CA2	SGB	1	56d	Wearry	PC	6-2	-	R	ST				Breyer		7	99d													
7	Cuozzo	SGB	8-0	56d	A	CAFC	SAA	0		V.L.	PC	8-0	-	R	ST				Alito		6	117d													
8	Dietz	SMS	6-2	44d	A	CA9	SMS	1	44d	Caetano	PC	8-0	-	R	ST				Sotomayor		7	90d													
9	Mathis					CA8	EK	1	52d										Kagan		6	123d													
10	McDonnell					CA4	Total	6											Summary Rev.		8														
11							Expect.	10											Cases Disposed		69														
12							Avg.	54d											Expected		77														
13																			Percent Decided		90%														
14																			Average Time		93d														

Total Opinion Authorship

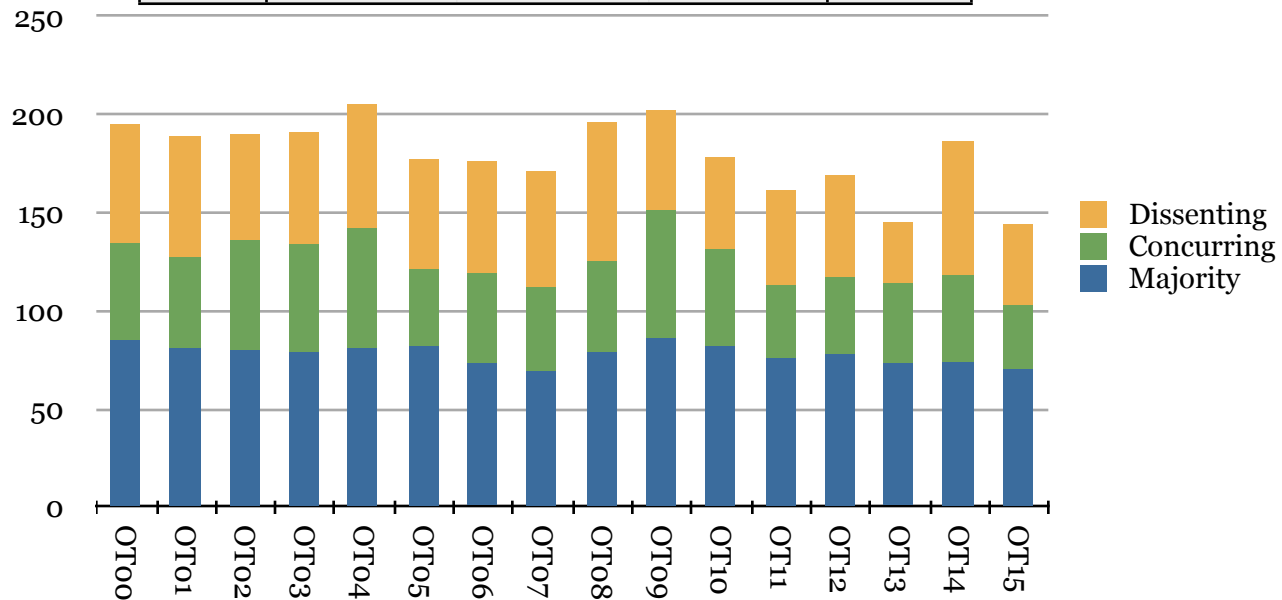
The number of opinions five pages or longer is included in parentheses and represented by a red line in the chart below.

	Total Opinions	Majority Opinions	Concurring Opinions	Dissenting Opinions
Roberts	10 (10)	5 (5)	1 (1)	4 (4)
Scalia	5 (4)	2 (2)	1 (0)	2 (2)
Kennedy	10 (9)	8 (8)	1 (0)	1 (1)
Thomas	34 (23)	7 (7)	13 (5)	14 (11)
Ginsburg	16 (12)	8 (8)	3 (0)	5 (4)
Breyer	13 (8)	7 (6)	4 (1)	2 (1)
Alito	15 (15)	6 (6)	6 (6)	3 (3)
Sotomayor	17 (13)	7 (7)	3 (0)	7 (6)
Kagan	10 (8)	6 (6)	1 (0)	3 (2)
Per Curiam	14 (8)	14 (8)	- (-)	- (-)
	144 (110)	70 (63)	33 (13)	41 (34)



Total Opinions Over Time

Term	Majority Opinions	Concurring Opinions	Dissenting Opinions	Total Opinions
OT00	85	49	61	195
OT01	81	46	62	189
OT02	80	56	54	190
OT03	79	55	57	191
OT04	81	61	63	205
OT05	82	39	56	177
OT06	73	46	57	176
OT07	69	43	59	171
OT08	79	46	71	196
OT09	86	65	51	202
OT10	82	49	47	178
OT11	76	37	48	161
OT12	78	39	52	169
OT13	73	41	32	146
OT14	74	44	68	186
OT15	70	33	41	144
Average	78	47	55	180



Opinions Authored by Each Justice

		Roberts	Scalia	Kennedy	Thomas	Ginsburg	Breyer	Alito	Sotomayor	Kagan	PC	
Majority Opinions	1	OBB	Shapiro	Montgomery	Montanile	Bruce	DirectTV	Menominee	Hurst	Elec. Power	Kulbicki	70
	2	Sturgeon	Gleason	Gobeille	Musacchio	Campbell-Ewald	Luis	Nichols	Lockhart	Merrill Lynch	Mullenix	
	3	Foster		Tyson	Parker	Evenwel	Cal. Franchise	Ocasio	Americold	Luna Torres	White	
	4	Hawkes		Welch	Franklin	Hughes	Harris	Spokeo	Husky Elec.	Ross	James	
	5	Halo Elec.		Molina-Martinez	Kingdomware	Bank Markazi	Heffernan	Taylor	Green	Sanchez Valle	Amgen	
	6			CRST Van	Universal Health	Sheriff	Wittman	Nabsico	Simmons	Kirtsaeng	Wearry	
	7			Williams	Strieff	Betterman	Cuozzo		Dietz		V.L.	
	8			Encino		Bryant					Caetano	
	9										Montana	
	10										Woods	
	11										Zubik	
	12										Kernan	
	13										Johnson	
	14										Lynch	
	15											
Concurring Opinions	1	Tyson	Mullenix	Hawkes	Campbell-Ewald	Hawkes	Hurst	Caetano	Hughes	Hawkes		33
	2				Gobeille	Sanchez Valle	Ocasio	Evenwel	Zubik			
	3				Luis	Encino	Ross	Molina-Martinez	Betterman			
	4				Evenwel		Halo Elec.	Foster				
	5				Hughes			Green				
	6				Spokeo			Cuozzo				
	7				Merrill Lynch							
	8				CRST Van							
	9				Betterman							
	10				Ross							
	11				Sanchez Valle							
	12				Bryant							
	13				Cuozzo							
	14											
	15											
Dissenting Opinions	1	Campbell-Ewald	Montgomery	Luis	DirectTV	DirectTV	Sanchez Valle	Hurst	Mullenix	Lockhart		41
	2	Cal. Franchise	Elec. Power		Montgomery	Montanile	Nabsico	Campbell-Ewald	Gleason	Luis		
	3	Bank Markazi			Tyson	Gobeille		Wearry	Ocasio	Strieff		
	4	Williams			Welch	Spokeo			Kernan			
	5				Heffernan	Nabsico			Luna Torres			
	6				Ocasio				Franklin			
	7				Husky Elec.				Strieff			
	8				Foster							
	9				Green							
	10				Lynch							
	11				Williams							
	12				Dietz							
	13				Encino							
	14				Taylor							
	15											
Total		10	5	10	34	16	13	15	17	10	14	144

Workload - Opinions Released Each Week

The chart below demonstrates how many opinions were released by each Justice during each opinion week.

		October			November			December			January			February			March			April			May				June				Total		
		#1	#2	#3	#1	#2	#3	#1	#2	#3	#1	#2	#3	#1	#2	#3	#1	#2	#3	#1	#2	#3	#1	#2	#3	#1	#2	#3	#4				
JGR	Majority							1									1						1	1			1						5
	Concurring																1																1
	Dissenting										1									2						1							4
	Total							1			1						2			2			1	1		1	1						10
AS	Majority									1	1																						2
	Concurring																																1
	Dissenting												2																				2
	Total									1	1		2																				5
AMK	Majority											1		1			1			2			1			1		1				8	
	Concurring																																1
	Dissenting															1																	1
	Total											1		1		1	1	1		2			1		1	1		1				10	
CT	Majority										1	1					1										3	1					7
	Concurring											1			1			1								2	1	1					13
	Dissenting									1			1				1			1	1	1	1	2	1	2		2					14
	Total									1	2	2		1			2	1	1	2	1	1	5	2	1	4	4	4					34
RBG	Majority										1	1						1	2				2				1					8	
	Concurring																																3
	Dissenting									1		1			1								1					1					5
	Total									1	1	2		1			1	2		3		1	3		1	1	1	2					16
SGB	Majority									1							1			2	1			1				1					7
	Concurring											1															1	1					4
	Dissenting																									1		1					2
	Total									1	1						1			2	1	1	1		1	2	1	2					13
SAA	Majority												1					1		1			1					2					6
	Concurring																	1			1							1					6
	Dissenting									1		1			1																		3
	Total									1	1	1	1		1		1	2		1	1	1	1	2				3					15
SMS	Majority									1					1	1								1	1	2							7
	Concurring																																3
	Dissenting									1		1													1	2		1	1				7
	Total									1	1	1			1	1				1	1	1	5	1		2	1	1					17
EK	Majority											1														2		1					6
	Concurring																																1
	Dissenting														1													1					3
	Total									1	1				1								2		1	2	1	1					10

Workload - Opinions Outstanding At Any Given Time

		October			November			December			January			February			March			April			May			June				Total
		#1	#2	#3	#1	#2	#3	#1	#2	#3	#1	#2	#3	#1	#2	#3	#1	#2	#3	#1	#2	#3	#1	#2	#3	#1	#2	#3	#4	
JGR	Majority		1	1	1	2	2	2	1	1	1	1	2	2	3	3	3	2	3	3	3	3	3	3	2	1	1			5
	Concurring						1	1	1	1	1	1	1	1	1	1	1													1
	Dissenting			1	1	1	1	1	1	2	2	3	2	2	2	3	3	3	3	3	1	1	1	1	1	1				4
	Total		1	2	2	3	4	4	3	4	4	5	5	5	6	7	7	5	6	6	4	4	4	4	3	2	1			10
AS	Majority		1	1	1	2	2	2	2	1	1	1																		2
	Concurring																													1
	Dissenting			2	2	2	2	2	2	2	2	2	2	2	2	2														2
	Total		1	3	3	4	4	4	4	3	3	3	2																	5
AMK	Majority			1	1	1	2	2	3	3	3	4	4	3	3	3	3	2	4	4	3	3	3	2	2	2	1	1		8
	Concurring																		1	1	1	1	1	1	1				1	
	Dissenting						1	1	1	1	1	1	1	1	1	1	1	1												1
	Total			1	1	1	3	3	4	4	4	5	5	4	4	4	4	3	5	5	4	4	4	3	3	2	1	1		10
CT	Majority						1	1	2	2	2	2	2	1	3	3	3	3	3	3	4	4	4	4	4	4	4	1		7
	Concurring			1	1	2	3	3	5	6	6	7	6	6	7	6	6	6	8	7	7	8	8	4	4	4	2	1		13
	Dissenting		2	3	3	4	5	5	6	6	5	5	6	5	6	8	8	7	8	8	8	8	7	6	4	4	2	2		14
	Total		2	4	4	6	9	9	13	14	13	14	14	12	16	17	17	16	19	18	19	20	19	14	12	12	8	4		34
RBG	Majority			1	1	2	2	2	2	3	3	3	2	2	3	3	3	3	5	4	3	3	3	1	1	1	1		8	
	Concurring										1	1	1	1	1	1	1	1	2	2	3	3	3	3	3	2	1	1	3	
	Dissenting		1	1	1	2	3	3	4	4	3	3	2	2	2	1	1	2	2	2	2	2	2	1	1	1	1	1	5	
	Total		1	2	2	4	5	5	6	7	6	7	5	5	6	5	5	6	9	8	8	8	8	5	5	4	3	2	16	
SGB	Majority		1	1	1	1	2	2	2	4	3	3	4	4	4	4	4	5	4	4	2	2	2	2	1	1	1	1	7	
	Concurring		1	2	2	2	2	2	2	2	2	1	1	1	2	2	2	2	3	3	3	3	2	2	2	2	1		4	
	Dissenting										1	1		1	1	1	1	2	2	2	2	2	2	2	2	2	1	1	2	
	Total		2	3	3	3	4	4	4	6	5	5	6	6	7	7	7	9	9	9	7	7	6	6	5	5	3	2	13	
SAA	Majority		1	1	1	2	2	2	3	3	3	3	3	2	3	4	4	5	5	4	4	4	3	2	2	2	2	2	6	
	Concurring					1	1	1	2	3	3	4	4	4	4	4	4	4	4	3	2	3	3	3	1	1	1	1	6	
	Dissenting			2	2	2	2	2	2	2	2	1																	3	
	Total		1	3	3	5	5	5	7	8	8	8	7	6	7	8	8	9	9	7	6	7	6	5	3	3	3	3	15	
SMS	Majority			1	1	2	2	2	3	3	3	2	3	3	3	3	2	3	3	3	3	4	4	3	2	2			7	
	Concurring												1	1	1		1	2	3	3	2	2	2					3		
	Dissenting		2	2	2	3	3	3	3	3	3	3	2	2	3	3	3	4	4	4	4	4	3	2	2	2	2	1	7	
	Total		2	3	3	5	5	5	6	6	6	5	5	5	7	7	6	9	10	10	9	10	9	5	4	4	2	1	17	
EK	Majority			1	1	2	2	2	3	3	3	4	4	3	3	3	3	3	4	4	4	5	5	3	3	3	1		6	
	Concurring																		1	1	1	1	1	1	1			1		
	Dissenting					1	2	2	2	2	2	2	2	2	3	2	2	2	1	1	1	1	1	1	1	1	1	1	3	
	Total			1	1	3	4	4	5	5	5	6	6	5	6	5	5	5	6	6	6	7	7	5	5	4	2	1	10	

Workload - Slip Pages Released Each Week

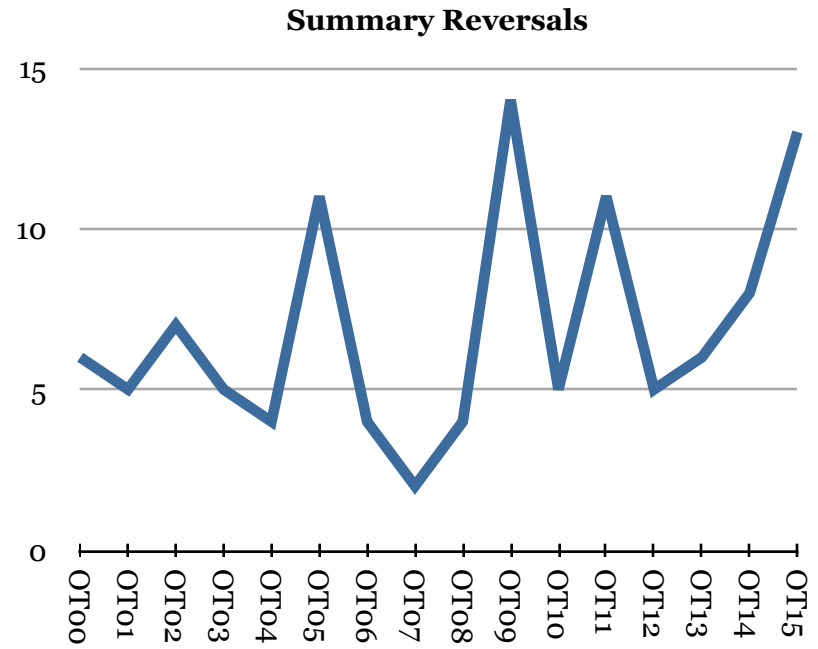
		October			November			December			January			February			March			April			May			June				Total
		#1	#2	#3	#1	#2	#3	#1	#2	#3	#1	#2	#3	#1	#2	#3	#1	#2	#3	#1	#2	#3	#1	#2	#3	#1	#2	#3	#4	
JGR	Majority							11								16					25	10			15					
	Concurring															6														
	Dissenting									10								26						8						
Total								11			10				22		26				25	10		8	15				127	
AS	Majority								8			18																		
	Concurring																													
	Dissenting					2							25																	
Total						2			8			18	25																53	
AMK	Majority											22		13		17			31		16		14		12					
	Concurring																													
	Dissenting															17						2								
Total											22		13		17	17		31		16		2	14		12				144	
CT	Majority											15	11			12								46	10					
	Concurring											7			4		12	18	2		20		2	4	2					
	Dissenting							1					10			15			15	7	6	8	27	4	20		20			
Total								1			22	21		4		27	12	18	17	7	6	28	27	4	22	50	32		298	
RBG	Majority										8	15					19	39		22			16							
	Concurring																													
	Dissenting							14			1			16						6		2	2		3					
Total								14		8	16		16				19	39		28		2	2	16	12				172	
SGB	Majority								11							16		11	8		6				20					
	Concurring																													
	Dissenting									1														1	5		2			
Total									11	1						16		11	8	2	6		15	5	22				97	
SAA	Majority																8			18	11				37					
	Concurring																													
	Dissenting									5	5			8		10		13	7			25			14					
Total									5	5	9		8		10		21	7	18	11	25				51				170	
SMS	Majority										10										11	17		22						
	Concurring																													
	Dissenting											10									3		6			10	12			
Total											10	10								3		11	35	17	22	10	12		158	
EK	Majority																				39			33	12					
	Concurring																													
	Dissenting																										6			
Total												34			17		3				39		1	33	12	6			145	

Workload - Slip Pages Outstanding At Any Given Time

		October			November			December			January			February			March			April			May			June				Total
		#1	#2	#3	#1	#2	#3	#1	#2	#3	#1	#2	#3	#1	#2	#3	#1	#2	#3	#1	#2	#3	#1	#2	#3	#1	#2	#3	#4	
JGR	Majority		11	11	11	36	36	36	25	25	25	25	25	41	41	56	56	56	40	50	50	50	50	50	25	15	15			77
	Concurring						6	6	6	6	6	6	6	6	6	6	6	6												6
	Dissenting			10	10	10	10	10	10	19	19	36	26	26	26	34	34	34	34	8	8	8	8	8	8	8				44
	Total		11	21	21	46	52	52	41	50	50	67	73	73	88	96	96	74	84	84	58	58	58	58	58	33	23	15		127
AS	Majority		18	18	18	26	26	26	26	18	18																			26
	Concurring																													2
	Dissenting			25	25	25	25	25	25	25	25	25	25	25	25															25
Total		18	43	43	51	51	51	51	43	43	43	25																	53	
AMK	Majority		22	22	22	39	39	52	52	52	68	68	46	46	47	47	30	61	61	42	42	42	26	26	26	26	12	12	12	125
	Concurring																	2	2	2	2	2	2	2	2				2	
	Dissenting					17	17	17	17	17	17	17	17	17	17	17	17													17
Total		22	22	22	56	56	69	69	69	85	85	63	63	64	64	47	63	63	44	44	44	28	28	28	26	12	12		144	
CT	Majority					15	15	26	26	26	26	23	12	35	35	35	38	38	38	56	56	56	56	56	56	56	56	10	94	
	Concurring			7	7	14	26	26	40	58	58	59	52	52	54	50	50	50	42	24	26	28	28	8	8	8	8	6	2	71
	Dissenting		7	17	17	32	47	47	59	59	58	58	65	55	70	94	94	79	94	94	84	81	75	67	40	40	20	20	133	
Total		7	24	24	46	88	88	125	143	142	143	140	119	159	179	179	167	174	156	166	165	159	131	104	104	82	32	298		
RBG	Majority		15	15	23	23	23	23	42	42	58	43	43	58	58	58	58	80	61	38	38	38	16	16	16	16	16	16	119	
	Concurring										2	2	2	2	2	2	2	4	4	7	7	7	7	7	7	5	3	3	7	
	Dissenting		14	14	14	20	21	21	37	37	23	23	22	22	22	6	6	15	15	15	15	15	15	9	9	9	9	9	9	46
Total		14	29	29	43	44	44	60	79	65	83	67	67	82	66	66	75	99	80	60	60	60	32	32	30	28	12	172		
SGB	Majority		11	11	11	11	27	27	27	38	27	27	35	35	35	35	41	25	25	14	26	26	26	20	20	20	20	20	72	
	Concurring		2	3	3	3	3	3	3	3	2	2	2	2	7	7	7	8	8	8	8	8	6	6	6	6	5		9	
	Dissenting										14	14	14	14	14	14	14	14	14	16	16	16	16	16	16	16	2	2	16	
Total		13	14	14	14	30	30	30	41	30	43	51	51	56	56	56	64	49	49	38	50	48	48	42	42	27	22	97		
SAA	Majority		18	18	18	29	29	29	38	38	38	38	29	38	46	46	74	74	66	66	66	48	37	37	37	37	37	37	83	
	Concurring					10	10	10	25	38	38	45	45	45	45	45	45	45	32	25	39	39	39	14	14	14	14	14	69	
	Dissenting			10	10	10	10	10	10	10	5																		18	
Total		18	28	28	49	49	49	73	86	86	88	83	74	83	91	91	119	119	98	91	105	87	76	51	51	51	51	170		
SMS	Majority		10	10	25	25	25	42	42	42	32	38	38	38	34	28	37	37	37	37	50	50	39	22	22				81	
	Concurring																3	3	3	7	9	9	6	6	6				9	
	Dissenting		21	21	21	36	36	36	36	36	36	26	26	38	38	38	48	48	48	48	48	48	37	22	22	22	22	12	68	
Total		21	31	31	61	61	61	78	78	78	68	64	64	79	75	69	92	94	94	91	104	93	61	44	44	22	12	158		
EK	Majority		34	34	55	55	55	73	73	73	91	91	57	57	57	57	57	72	72	72	84	84	45	45	45	45	12		118	
	Concurring																												1	
	Dissenting				17	20	20	20	20	20	20	20	20	20	26	9	9	9	6	6	6	6	6	6	6	6	6	6	26	
Total		34	34	72	75	75	93	93	93	111	111	77	77	83	66	66	66	79	79	79	91	91	52	52	51	18	6	145		

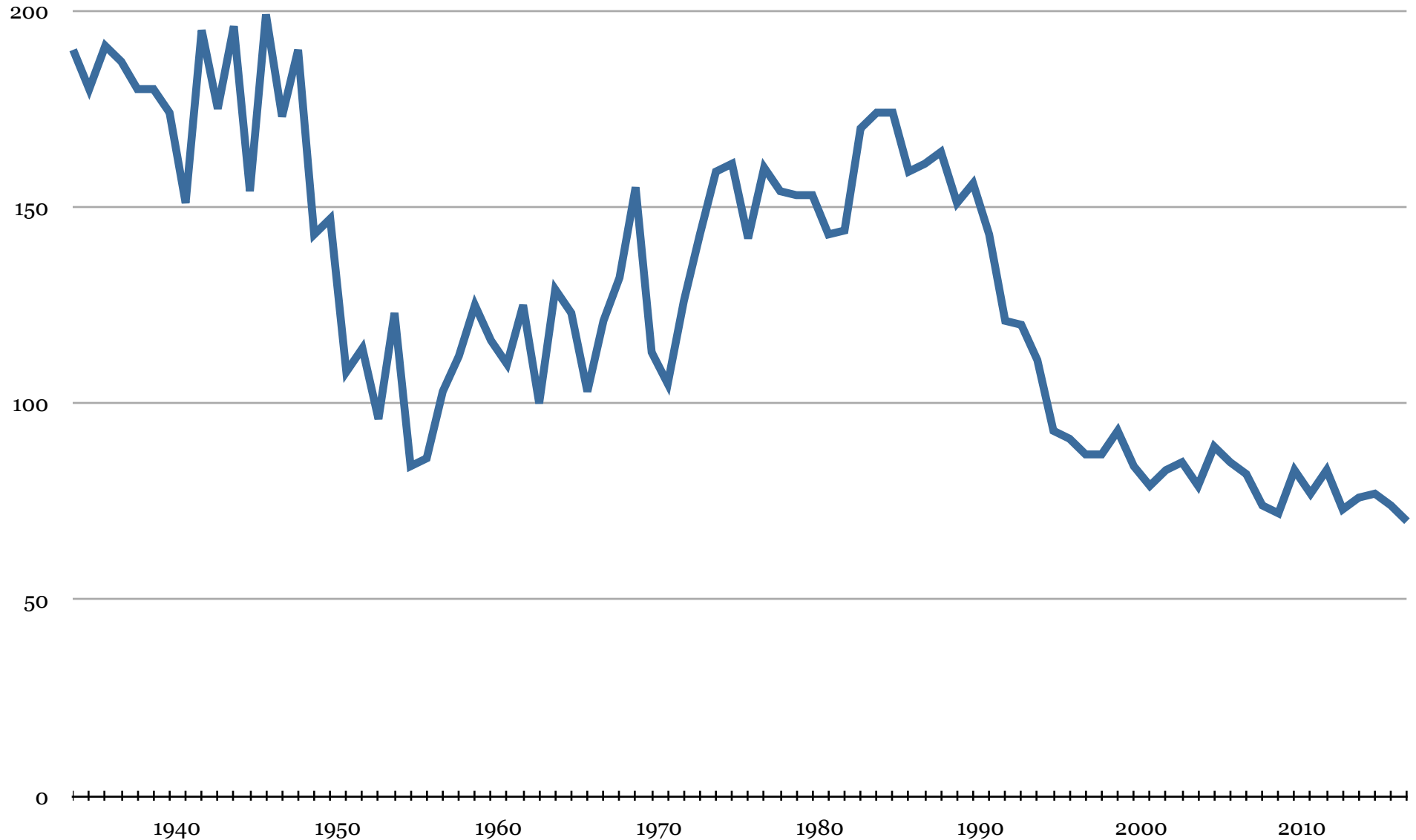
Summary Reversals

Term	Signed Opinions After Oral Argument	Summary Reversals	Total
OT00	79	6	85
OT01	76	5	81
OT02	73	7	80
OT03	74	5	79
OT04	76	4	80
OT05	71	11	82
OT06	68	4	72
OT07	69	2	71
OT08	75	4	79
OT09	72	14	86
OT10	77	5	82
OT11	65	11	76
OT12	73	5	78
OT13	67	6	73
OT14	66	8	74
OT15	57	13	70
Average	71	7	78



Merits Opinions

This chart places the number of merits opinions from OT15 into historical perspective. The Court has released seventy-two merits opinions, including fifty-seven signed opinions, which is a dramatic decline from only a few decades ago. Except for the data from OT15, the data in this chart is drawn from the Supreme Court's annual Journals, which have included useful statistics since the 1930s. This chart displays the number of cases disposed of by signed opinion and, unlike most of the tables and graphs in our Stat Pack, counts cases consolidated as separate decisions. The chart runs from October Term 1932 to October Term 2015.

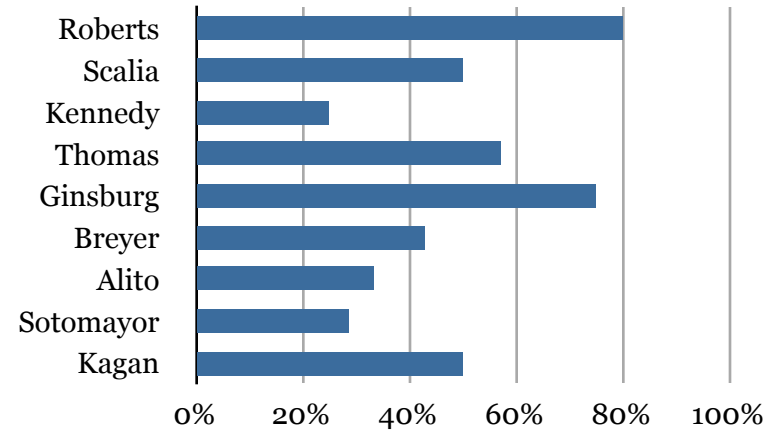


Majority Opinion Authorship

Majority Opinions Authored

	Total	9-0	8-1	7-2	6-3	5-4	Average Strength of the Majority
Roberts	5	4	1	-	-	-	8.8
Scalia	2	1	1	-	-	-	8.5
Kennedy	8	2	1	3	1	1	7.4
Thomas	7	4	1	1	1	-	8.1
Ginsburg	8	6	-	1	1	-	8.4
Breyer	7	3	-	2	2	-	7.6
Alito	6	2	1	1	1	1	7.5
Sotomayor	7	2	3	2	-	-	8.0
Kagan	6	3	-	2	1	-	7.8
	56	27	8	12	7	2	7.4

Percentage of Majority Opinions Decided with Unanimous Judgment



Authorship as a Percentage of Similar Opinions

	9-0	8-1	7-2	6-3	5-4
Roberts	15%	13%	-	-	-
Scalia	4%	13%	-	-	-
Kennedy	7%	13%	25%	14%	50%
Thomas	15%	13%	8%	14%	-
Ginsburg	22%	-	8%	14%	-
Breyer	11%	-	17%	29%	-
Alito	7%	13%	8%	14%	50%
Sotomayor	7%	38%	17%	-	-
Kagan	11%	-	17%	14%	-
	100% (27)	100% (8)	100% (12)	100% (7)	100% (2)

Days Between Argument and Opinion

Majority Opinion Author	Days
Scalia	70d
Ginsburg	74d
Thomas	81d
Kennedy	82d
Sotomayor	90d
Roberts	99d
Breyer	99d
Alito	117d
Kagan	123d
	93d

Strength of the Majority

Argument Sitting	Decided	9-0	8-1	7-2	6-3	5-4	Average Strength of the Majority	Number of Opinions Per Case
October	8	1	2	1	4	-	6.1	2.8
November	9	2	2	3	2	-	7.4	2.3
December	8	5	1	2	-	-	8.4	2.0
January	7	4	-	3	-	-	7.8	1.9
February	8	4	2	-	1	1	8.0	2.1
March	11	8	1	1	-	1	8.5	1.7
April	6	4	-	2	-	-	8.3	2.0
Summary Reversal	13	9	1	3	-	-	8.5	1.7
	70	37	9	15	7	2	7.4	2.1

Cases Affirmed by an Equally Divided Court

Term	Total
OT05	-
OT06	-
OT07	2
OT08	-
OT09	-
OT10	2
OT11	-
OT12	-
OT13	-
OT14	-
OT15	2
Average	0.40

Recusals

Justice	Total
Alito	2
Sotomayor	1
Kagan	1
Roberts	-
Scalia	-
Kennedy	-
Thomas	-
Ginsburg	-
Breyer	-
	4

Solo Dissents

Justice	Total (OT15)	Average* (OT06-OT14)
Thomas	5	1.9
Sotomayor	2	0.8
Ginsburg	1	1.0
Alito	1	0.6
Roberts	-	0.0
Scalia	-	0.8
Kennedy	-	0.1
Breyer	-	0.3
Kagan	-	0.0
	9	6.4

* Averages consider only the Terms during which a Justice served on the Court.

Unanimity

To take a closer look at unanimity at the Court, we created three distinct measures of unanimity. The measures of unanimity are defined as follows:

Measure #1: When all Justices simply voted for the same judgment – *i.e.*, whether to affirm or reverse the judgment below. This is the broadest measure of unanimity because it allows for Justices to write separate opinions — and sometimes even conflicting ones — as long as each Justice voted to affirm or reverse the decision below.

Measure #2: When all Justices joined some part of the same majority opinion, but one or more Justices (1) wrote separately to state an individual position or (2) did not join the majority opinion in full.

Measure #3: When all Justices join a single majority opinion in full, and without any Justices writing separate concurring opinions. This is the narrowest measure of unanimity because it requires that the Justices agree in full and without any written reservations or additions.

	Measure #3	<i>All Justices In Total Agreement</i>	24	31%
	Measure #2	<i>All Justices Join The Majority Opinion</i>	6	8%
	Measure #1	<i>All Justices Vote For the Same Judgment</i>	7	9%
Total			37	48%

Divided	<i>Justices Disagree On Whether To Affirm, Reverse, Or Vacate The Decision Below</i>	40	52%
----------------	--	-----------	------------

* Note that Measure #2 incorporates the cases captured in Measure #1, just as Measure #3 captures those cases included in Measures #1 and #2. For more information on our measures of unanimity, see Kedar S. Bhatia, *A Few Notes On Unanimity*, SCOTUSBLOG (July 10, 2014 10:40 AM), <http://www.scotusblog.com/2014/07/a-few-notes-on-unanimity/>.

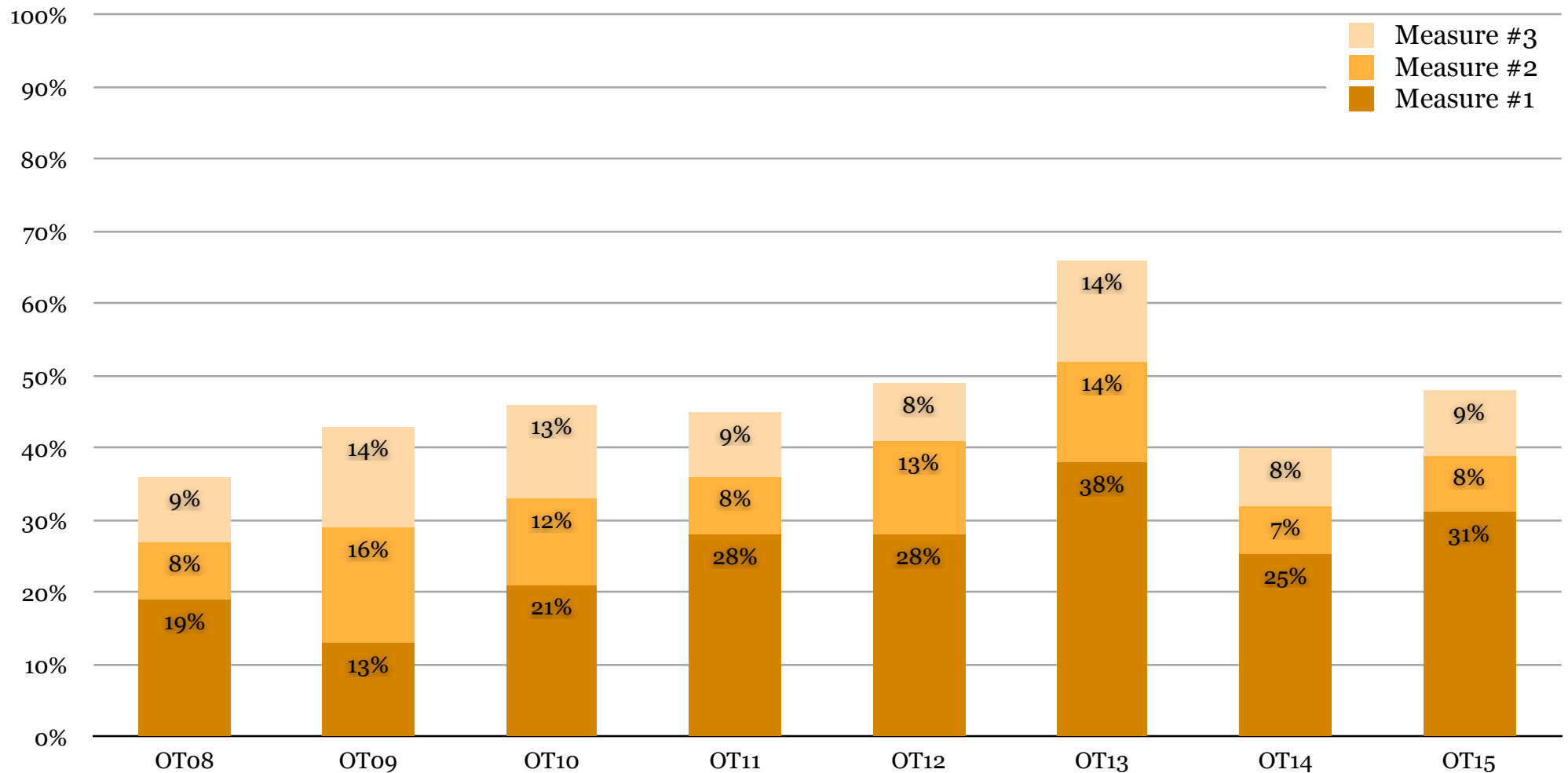
Unanimity

To take a closer look at unanimity at the Court, we created three distinct measures of unanimity. The measures of unanimity are defined as follows:

Measure #1: Where all Justices simply voted for the same judgment, *i.e.*, whether to affirm or reverse the judgment below. This is the broadest measure of unanimity because it allows for Justices to write separate opinions — and sometimes even conflicting ones — as long as each Justice voted to affirm or reverse the decision below.

Measure #2: Where all Justices joined some part of the same majority opinion, but one or more Justices (1) wrote separately to state their individual positions or (2) did not join the majority opinion in full.

Measure #3: Where all Justices join a single majority opinion in full, and without any Justices writing separate concurring opinions. This is the narrowest measure of unanimity because it requires that the Justices agree in full and without any written reservations or additions.



Frequency in the Majority

The following charts measure how frequently each Justice has voted with the majority during October Term 2015. The charts include summary reversals but do not include cases that were dismissed.

All Cases

Justice	Votes	Frequency in Majority		OT14	OT13	OT12	OT11	OT10	OT09	OT08	OT07
Kennedy	75	73	97%	88%	92%	91%	93%	94%	91%	92%	86%
Breyer	75	71	95%	92%	88%	83%	76%	79%	78%	75%	79%
Kagan	75	71	95%	85%	92%	81%	82%	81%	-	-	-
Roberts	75	70	93%	80%	92%	86%	92%	91%	91%	81%	90%
Ginsburg	75	67	89%	86%	85%	79%	70%	74%	80%	70%	75%
Alito	73	63	86%	72%	88%	79%	83%	86%	87%	81%	82%
Sotomayor	74	62	84%	89%	82%	79%	80%	81%	84%	-	-
Scalia	18	15	83%	69%	90%	78%	82%	86%	87%	84%	81%
Thomas	75	57	76%	61%	88%	79%	86%	88%	83%	81%	75%

Divided Cases

Justice	Votes	Frequency in Majority		OT14	OT13	OT12	OT11	OT10	OT09	OT08	OT07
Kennedy	38	36	95%	80%	84%	83%	88%	88%	83%	89%	79%
Breyer	38	34	89%	86%	64%	67%	57%	60%	58%	62%	68%
Kagan	38	34	89%	75%	75%	63%	67%	67%	-	-	-
Roberts	38	33	87%	66%	76%	73%	86%	83%	83%	72%	73%
Ginsburg	38	30	79%	77%	56%	60%	45%	50%	63%	55%	65%
Alito	36	26	72%	52%	63%	59%	69%	74%	76%	72%	75%
Sotomayor	37	25	68%	82%	46%	59%	64%	64%	69%	-	-
Scalia	9	6	67%	48%	72%	58%	67%	74%	76%	76%	65%
Thomas	38	20	53%	34%	64%	60%	74%	76%	67%	72%	85%

Majority Opinion Distribution by Senior Justices - OT15

For each case decided with a merits opinion, the author of the majority opinion is selected by the most senior Justice who votes with the majority. For example, in *United States v. Wong*, a 5-4 decision in which Justices Kennedy, Ginsburg, Breyer, Sotomayor, and Kagan voted in the majority, Justice Kennedy (the most senior Justice in the majority) assigned authorship duties to Justice Kagan (the author of the majority opinion). The tables below demonstrate how the five most senior Justices on the Court assigned majority opinions during OT15 when they had the chance. For unanimous cases we have showed only statistics for Chief Justice Roberts because he is always the most senior Justice in the majority for unanimous opinions.

Unanimous Cases

	Roberts		Scalia		Kennedy		Thomas		Ginsburg		Breyer		Alito		Sotomayor		Kagan	
Roberts* (27)	4	15%	1	4%	2	7%	4	15%	6	22%	3	11%	2	7%	2	7%	3	11%

Divided Cases

	Roberts		Scalia		Kennedy		Thomas		Ginsburg		Breyer		Alito		Sotomayor		Kagan	
Roberts (24)	1	4%	1	4%	5	21%	3	13%	0	0%	3	13%	3	13%	5	21%	3	13%
Scalia (0)			0	0%	0	0%	0	0%	0	0%	0	0%	0	0%	0	0%	0	0%
Kennedy (5)			1	20%	0	0%	2	40%	1	20%	1	20%	0	0%	0	0%	0	0%
Thomas (0)					0	0%	0	0%	0	0%	0	0%	0	0%	0	0%	0	0%
Ginsburg (0)							0	0%	0	0%	0	0%	0	0%	0	0%	0	0%

* The only instance in which the Chief Justice would *not* be the most senior Justice in the majority of a unanimous decision is when he is recused. He was not recused in any unanimous decisions during OT15.

Majority Opinion Distribution by Senior Justice - OT10 through OT15

Like the tables on the previous page, the tables below show how each of the most senior Justices assigned majority opinion authorship duties when they were, in fact, the most senior Justice in the majority. Unlike the tables above, however, the information on this page covers OT10-OT15.

Unanimous Cases

	Roberts		Scalia		Kennedy		Thomas		Ginsburg		Breyer		Alito		Sotomayor		Kagan	
Roberts* (117)	14	12%	15	13%	7	6%	14	12%	22	19%	10	9%	9	8%	10	9%	16	14%

Divided Cases

	Roberts		Scalia		Kennedy		Thomas		Ginsburg		Breyer		Alito		Sotomayor		Kagan	
Roberts (120)	14	12%	9	8%	22	18%	15	13%	6	5%	13	11%	18	15%	13	11%	10	8%
Scalia (6)			3	50%	0	0%	0	0%	1	17%	0	0%	0	0%	2	33%	0	0%
Kennedy (21)					7	33%	0	0%	3	14%	6	29%	1	5%	2	10%	2	10%
Thomas (2)							1	50%	1	50%	0	0%	0	0%	0	0%	0	0%
Ginsburg (0)									0	0%	0	0%	0	0%	0	0%	0	0%

* Chief Justice Roberts was recused in two unanimous cases during the past four Terms. Justice Scalia assigned one of those opinions, *Microsoft v. i4i Limited Partnership*, to Justice Sotomayor and the other, *Credit Suisse (USA) v. Simmonds*, to himself.

Justice Agreement - All Cases

	Scalia	Kennedy	Thomas	Ginsburg	Breyer	Alito	Sotomayor	Kagan	Total
Roberts	14 82%	60 86%	36 51%	53 76%	57 81%	46 68%	50 72%	60 86%	70
	14 82%	63 90%	43 61%	57 81%	60 86%	53 78%	55 80%	62 89%	
	15 88%	63 90%	53 76%	57 81%	61 87%	57 84%	56 81%	61 87%	
	2 12%	7 10%	17 24%	13 19%	9 13%	11 16%	13 19%	9 13%	
Scalia	13 76%	14 82%	11 65%	12 71%	11 69%	11 65%	11 65%	13 76%	17
	13 76%	14 82%	11 65%	12 71%	14 88%	11 65%	13 76%		
	14 82%	15 88%	12 71%	14 82%	15 94%	11 65%	14 82%		
	3 18%	2 12%	5 29%	3 18%	1 6%	6 35%	3 18%		
Kennedy	36 51%	55 79%	59 84%	49 72%	47 68%	63 90%	63 90%	70	
	44 63%	60 86%	63 90%	52 76%	54 78%	66 94%	66 94%		
	52 74%	60 86%	64 91%	58 85%	55 80%	66 94%	66 94%		
	18 26%	10 14%	6 9%	10 15%	14 20%	4 6%			
Thomas	29 41%	33 47%	39 57%	30 43%	32 46%	70			
	37 53%	42 60%	50 74%	36 52%	41 59%				
	46 66%	50 71%	55 81%	45 65%	48 69%				
	24 34%	20 29%	13 19%	24 35%	22 31%				
Ginsburg	52 74%	39 57%	56 81%	57 81%	70				
	57 81%	45 66%	60 87%	61 87%					
	60 86%	51 75%	62 90%	62 89%					
	10 14%	17 25%	7 10%	8 11%					
Breyer	41 60%	49 71%	59 84%	70					
	48 71%	55 80%	64 91%						
	54 79%	58 84%	66 94%						
	14 21%	11 16%	4 6%						
Alito	33 49%	44 65%	68						
	39 58%	50 74%							
	46 69%	56 82%							
	21 31%	12 18%							
Sotomayor	48 70%	69							
	54 78%								
	56 81%								
	13 19%								
Kagan								70	

Key	
Fully Agree	
Agree in Full or Part	
Agree in Full, Part, or Judgment Only	
Disagree in Judgment	

Justice Agreement - Non-Unanimous Cases

	Scalia	Kennedy	Thomas	Ginsburg	Breyer	Alito	Sotomayor	Kagan	Total
Roberts	5 63%	25 76%	10 30%	18 55%	22 67%	16 52%	18 56%	24 73%	33
	5 63%	26 79%	12 36%	21 64%	24 73%	19 61%	19 59%	25 76%	
	6 75%	26 79%	16 48%	20 61%	24 73%	20 65%	19 59%	24 73%	
	2 25%	7 21%	17 52%	13 39%	9 27%	11 35%	13 41%	9 27%	
Scalia	4 50%	5 63%	2 25%	3 38%	2 29%	2 25%	4 50%	8	
	4 50%	5 63%	2 25%	3 38%	5 71%	2 25%	4 50%		
	5 63%	6 75%	3 38%	5 63%	6 86%	2 25%	5 63%		
	3 38%	2 25%	5 63%	3 38%	1 14%	6 75%	3 38%		
Kennedy	10 30%	21 64%	24 73%	17 55%	17 53%	28 85%	33		
	13 39%	24 73%	27 82%	18 58%	18 56%	29 88%			
	15 45%	23 70%	27 82%	21 68%	18 56%	29 88%			
	18 55%	10 30%	6 18%	10 32%	14 44%	4 12%			
Thomas	4 12%	8 24%	10 32%	4 13%	6 18%	33			
	7 21%	11 33%	16 52%	4 13%	10 30%				
	9 27%	13 39%	18 58%	8 25%	11 33%				
	24 73%	20 61%	13 42%	24 75%	22 67%				
Ginsburg	19 58%	10 32%	24 75%	22 67%	33				
	22 67%	12 39%	25 78%	25 76%					
	23 70%	14 45%	25 78%	25 76%					
	10 30%	17 55%	7 22%	8 24%					
Breyer	11 35%	19 59%	25 76%	33					
	15 48%	20 63%	28 85%						
	17 55%	21 66%	29 88%						
	14 45%	11 34%	4 12%						
Alito	5 17%	14 45%	31						
	6 20%	16 52%							
	9 30%	19 61%							
	21 70%	12 39%							
Sotomayor	17 53%	32							
	18 56%								
	19 59%								
	13 41%								
Kagan		33							

Key	
Fully Agree	Light Blue
Agree in Full or Part	Medium Blue
Agree in Full, Part, or Judgment Only	Dark Blue
Disagree in Judgment	Yellow

Justice Agreement - 5-4 Cases

	Scalia	Kennedy	Thomas	Ginsburg	Breyer	Alito	Sotomayor	Kagan	Total
Roberts	0	1 50%	1 50%	0 0%	0 0%	2 100%	0 0%	0 0%	2
	0	1 50%	1 50%	1 50%	1 50%	2 100%	0 0%	1 50%	
	0	1 50%	2 100%	0 0%	0 0%	2 100%	0 0%	0 0%	
	0	1 50%	0 0%	2 100%	2 100%	0 0%	1 100%	2 100%	
Scalia	0		0	0	0	0	0	0	0
	0		0	0	0	0	0	0	
	0		0	0	0	0	0	0	
	0		0	0	0	0	0	0	
Kennedy		1 50%	1 50%	1 50%	1 50%	1 50%	1 100%	1 50%	2
		1 50%	2 100%	2 100%	1 50%	1 100%	1 100%	2 100%	
		1 50%	1 50%	1 50%	1 50%	1 100%	1 50%		
		1 50%	1 50%	1 50%	1 50%	0 0%	1 50%		
Thomas			0 0%	0 0%	1 50%	0 0%	0 0%	0 0%	2
			1 50%	1 50%	1 50%	0 0%	1 50%		
			0 0%	0 0%	2 100%	0 0%	0 0%		
			2 100%	2 100%	0 0%	1 100%	2 100%		
Ginsburg				1 50%	0 0%	1 100%	2 100%		2
				2 100%	1 50%	1 100%	2 100%		
				2 100%	0 0%	1 100%	2 100%		
				0 0%	2 100%	0 0%	0 0%		
Breyer					0 0%	1 100%	1 50%		2
					1 50%	1 100%	2 100%		
					0 0%	1 100%	2 100%		
					2 100%	0 0%	0 0%		
Alito						0 0%	0 0%		2
						0 0%	1 50%		
						0 0%	0 0%		
						1 100%	2 100%		
Sotomayor							1 100%		1
							1 100%		
							0 0%		
							0 0%		
Kagan								1 100%	2
								0 0%	

Key
Fully Agree
Agree in Full or Part
Agree in Full, Part, or Judgment Only
Disagree in Judgment

Justice Agreement - Highs and Lows

The following tables list the Justice pairs with the highest and lowest agreement rates based on both metrics for Justice agreement - *i.e.*, all cases and non-unanimous cases only - when Justices agree in full, part, or judgment only. Non-unanimous cases are those in which at least one Justice dissented; cases that produced only a majority opinion and one or more concurring opinions are not included in that measure.

	Highest Agreement			Lowest Agreement		
All Cases	1	Kennedy - Kagan	94.3%	1	Scalia - Sotomayor	64.7%
	2	Breyer - Kagan	94.3%	2	Thomas - Sotomayor	65.2%
	3	Scalia - Alito	93.8%	3	Thomas - Ginsburg	65.7%
	4	Kennedy - Breyer	91.4%	4	Thomas - Kagan	68.6%
	5	Roberts - Kennedy	90.0%	5	Alito - Sotomayor	68.7%
	6	Ginsburg - Sotomayor	89.9%	6	Scalia - Ginsburg	70.6%
	7	Ginsburg - Kagan	88.6%	7	Thomas - Breyer	71.4%
	8	Roberts - Scalia	88.2%	8	Kennedy - Thomas	74.3%
	9	Scalia - Thomas	88.2%	9	Ginsburg - Alito	75.0%
	10	Roberts - Breyer	87.1%	10	Roberts - Thomas	75.7%
Divided Cases	1	Kennedy - Kagan	87.9%	1	Scalia - Sotomayor	25.0%
	2	Breyer - Kagan	87.9%	2	Thomas - Sotomayor	25.0%
	3	Scalia - Alito	85.7%	3	Thomas - Ginsburg	27.3%
	4	Kennedy - Breyer	81.8%	4	Alito - Sotomayor	30.0%
	5	Roberts - Kennedy	78.8%	5	Thomas - Kagan	33.3%
	6	Ginsburg - Sotomayor	78.1%	6	Scalia - Ginsburg	37.5%
	7	Ginsburg - Kagan	75.8%	7	Thomas - Breyer	39.4%
	8	Roberts - Scalia	75.0%	8	Ginsburg - Alito	45.2%
	9	Scalia - Thomas	75.0%	9	Kennedy - Thomas	45.5%
	10	Roberts - Breyer	72.7%	10	Roberts - Thomas	48.5%

Time Between Cert. Grant And Oral Argument

The following charts address the number of days between when the Court grants certiorari (or otherwise decides that a case should be argued), and when it hears oral argument in a given case. The typical briefing schedule outlined in the Court’s rules allows for 112 days between argument and opinion. The Court typically seeks to avoid compressing the briefing schedule.

Argued	Avg. Days
October	200d
November	162d
December	169d
January	117d
February	140d
March	120d
April	108d
Overall	145d

Average	145d
Median	138d

Shortest	<i>Welch</i>	82d
Longest	<i>OBB</i>	255d

Averages

OT04	167d
OT05	165d
OT06	131d
OT07	134d
OT08	167d
OT09	168d
OT10	153d
OT11	160d
OT12	141d
OT13	159d
OT14	158d

	Rank		Days	Granted	Argued
Shortest	1	<i>Welch v. U.S.</i>	82d	Jan 8, 2016	Mar 30, 2016
	2	<i>U.S. v. Texas</i>	90d	Jan 19, 2016	Apr 18, 2016
	3	<i>Encino Motorcars v. Navarro</i>	96d	Jan 15, 2016	Apr 20, 2016
	4	<i>Mathis v. U.S.</i>	98d	Jan 19, 2016	Apr 26, 2016
	4	<i>Dietz v. Bouldin</i>	98d	Jan 19, 2016	Apr 26, 2016
	6	<i>Cuozzo v. Lee</i>	101d	Jan 15, 2016	Apr 25, 2016
	6	<i>Kirtsaeng v. John Wiley</i>	101d	Jan 15, 2016	Apr 25, 2016
	8	<i>McDonnell v. U.S.</i>	103d	Jan 15, 2016	Apr 27, 2016
	8	<i>Molina-Martinez v. U.S.</i>	103d	Oct 1, 2015	Jan 12, 2016
	8	<i>Duncan v. Owens</i>	103d	Oct 1, 2015	Jan 12, 2016

	Rank		Days	Granted	Argued
Longest	1	<i>OBB Personenverkehr AG v. Sachs</i>	255d	Jan 23, 2015	Oct 5, 2015
	2	<i>Kingdomware v. U.S.</i>	245d	Jun 22, 2015	Feb 22, 2016
	3	<i>Montanile v. National Elevator Plan</i>	224d	Mar 30, 2015	Nov 9, 2015
	4	<i>Ocasio v. U.S.</i>	218d	Mar 2, 2015	Oct 6, 2015
	4	<i>Hurst v. Florida</i>	218d	Mar 9, 2015	Oct 13, 2015
	6	<i>Hawkins v. Community Bank</i>	217d	Mar 2, 2015	Oct 5, 2015
	6	<i>Green v. Brennan</i>	217d	Apr 27, 2015	Nov 30, 2015
	8	<i>Montgomery v. Louisiana</i>	204d	Mar 23, 2015	Oct 13, 2015
	9	<i>DirectTV v. Imburgia</i>	197d	Mar 23, 2015	Oct 6, 2015
	10	<i>Evenwel v. Abbott</i>	196d	May 26, 2015	Dec 8, 2015

	Less than 100 days	100-124	125-149	150-174	175-199	200-224	225-249	More than 250
OT15	5	21	14	14	7	6	1	1

* In cases that are on appeal to the Supreme Court, rather than on petition for writ of certiorari, the Court will rule on a statement of jurisdiction rather than on a cert. petition. Our charts treat those cases identically to those decided on cert. petitions, and the “Grant Date” indicates when the Court noted probable jurisdiction or postponed the determination of jurisdiction.

Time Between Oral Argument and Opinion

The following charts address the time it takes for the Court to release opinions following oral argument. The Court has thus far released fifty-seven signed opinions after argument during October Term 2015.

Argued	Avg.	Total	Remain
October	112d	10	-
November	129d	9	-
December	116d	10	2
January	87d	9	-
February	91d	10	2
March	61d	11	-
April	54d	10	4
Overall	93d	69	8

Average	93d
Median	83d

Shortest	<i>Welch</i>	19d
Longest	<i>Ocasio</i>	209d

Averages

OT04	91d
OT05	79d
OT06	96d
OT07	94d
OT08	94d
OT09	109d
OT10	106d
OT11	97d
OT12	95d
OT13	94d
OT14	95d

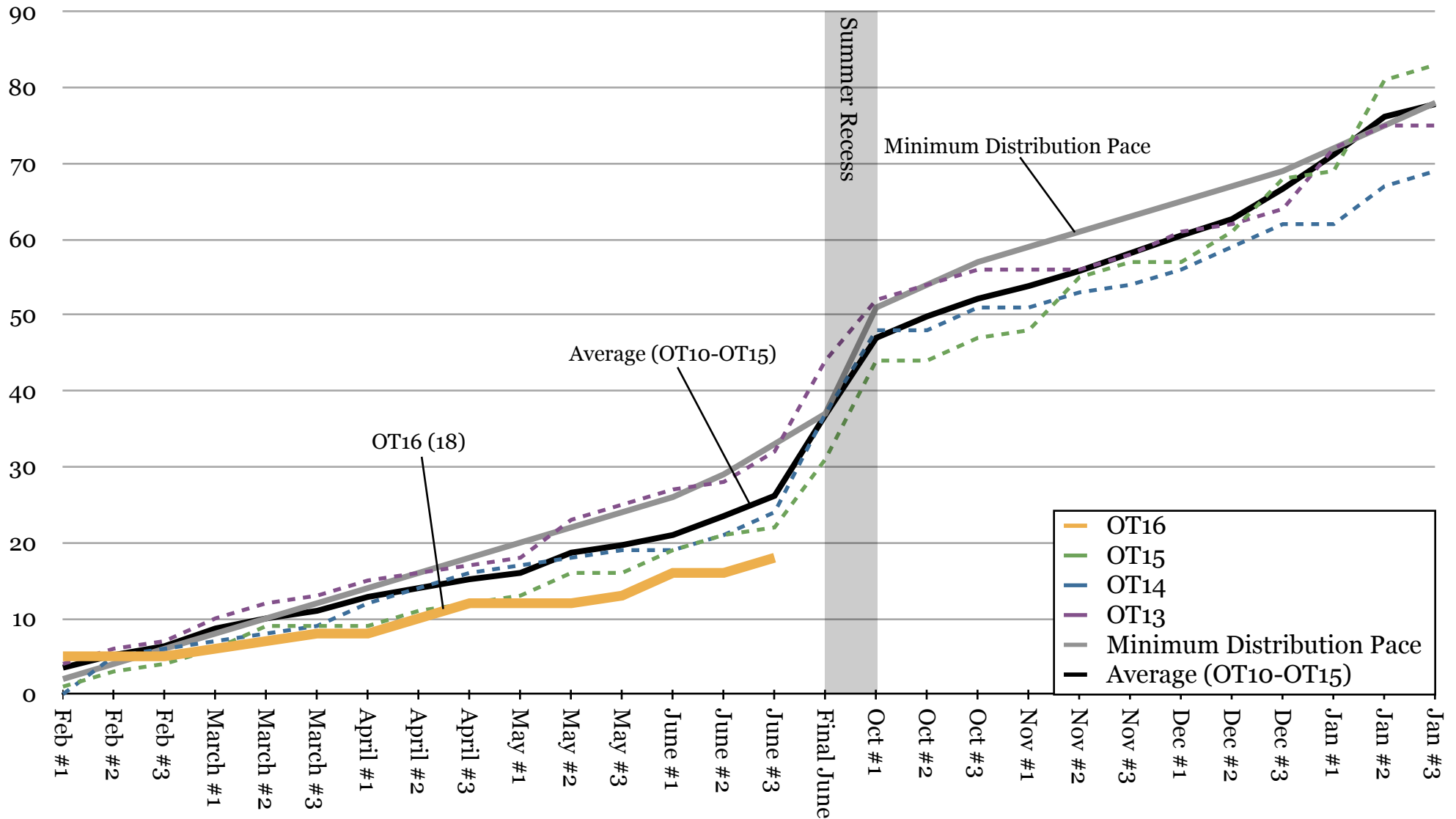
	Rank			Author	Vote	Argued	Decided
Shortest	1	<i>Welch v. U.S.</i>	19d	Kennedy	7-1	Mar 30, 2016	Apr 18, 2016
	2	<i>Nichols v. U.S.</i>	34d	Alito	8-0	Mar 1, 2016	Apr 4, 2016
	2	<i>Shapiro v. McManus</i>	34d	Scalia	9-0	Nov 4, 2015	Dec 8, 2015
	4	<i>Dietz v. Bouldin</i>	44d	Sotomayor	6-2	Apr 26, 2016	Jun 9, 2016
	5	<i>Sheriff v. Gillie</i>	48d	Ginsburg	8-0	Mar 29, 2016	May 16, 2016
	5	<i>Americold v. Conagra</i>	48d	Sotomayor	8-0	Jan 19, 2016	Mar 7, 2016
	7	<i>Kirtsaeng v. John Wiley</i>	52d	Kagan	8-0	Apr 25, 2016	Jun 16, 2016
	7	<i>Betterman v. Montana</i>	52d	Ginsburg	8-0	Mar 28, 2016	May 19, 2016
	7	<i>CRST Van v. EEOC</i>	52d	Kennedy	8-0	Mar 28, 2016	May 19, 2016
	10	<i>Zubik v. Burwell</i>	54d	Roberts	8-0	Mar 23, 2016	May 16, 2016

	Rank			Author	Vote	Argued	Decided
Longest	1	<i>Ocasio v. U.S.</i>	209d	Alito	5-3	Oct 6, 2015	May 2, 2016
	2	<i>Foster v. Humphrey</i>	203d	Roberts	7-1	Nov 2, 2015	May 23, 2016
	3	<i>Luna Torres v. Lynch</i>	198d	Kagan	5-3	Nov 3, 2015	May 19, 2016
	4	<i>Spokeo v. Robins</i>	196d	Alito	6-2	Nov 2, 2015	May 16, 2016
	5	<i>Green v. Brennan</i>	175d	Sotomayor	7-1	Nov 30, 2015	May 23, 2016
	6	<i>Hawkins v. Community Bank</i>	169d		4-4	Oct 5, 2015	Mar 22, 2016
	7	<i>Merrill Lynch v. Manning</i>	167d	Kagan	8-0	Dec 1, 2015	May 16, 2016
	8	<i>Puerto Rico v. Sanchez Valle</i>	148d	Kagan	6-2	Jan 13, 2016	Jun 9, 2016
	9	<i>Luis v. U.S.</i>	141d	Breyer	5-3	Nov 10, 2015	Mar 30, 2016
	10	<i>Cal. Franchise Tax Bd. v. Hyatt</i>	134d	Breyer	6-2	Dec 7, 2015	Apr 19, 2016

	Less than 30 days	30-59	60-89	90-119	120-149	150-179	180-209	210-239	More than 240
OT11	2	5	19	24	8	6	1	0	0
OT12	1	15	21	20	8	4	2	1	1
OT13	1	17	20	13	7	5	4	0	0
OT14	0	11	21	21	8	2	2	1	0
OT15	1	16	13	17	5	3	4	0	0

Pace of Grants

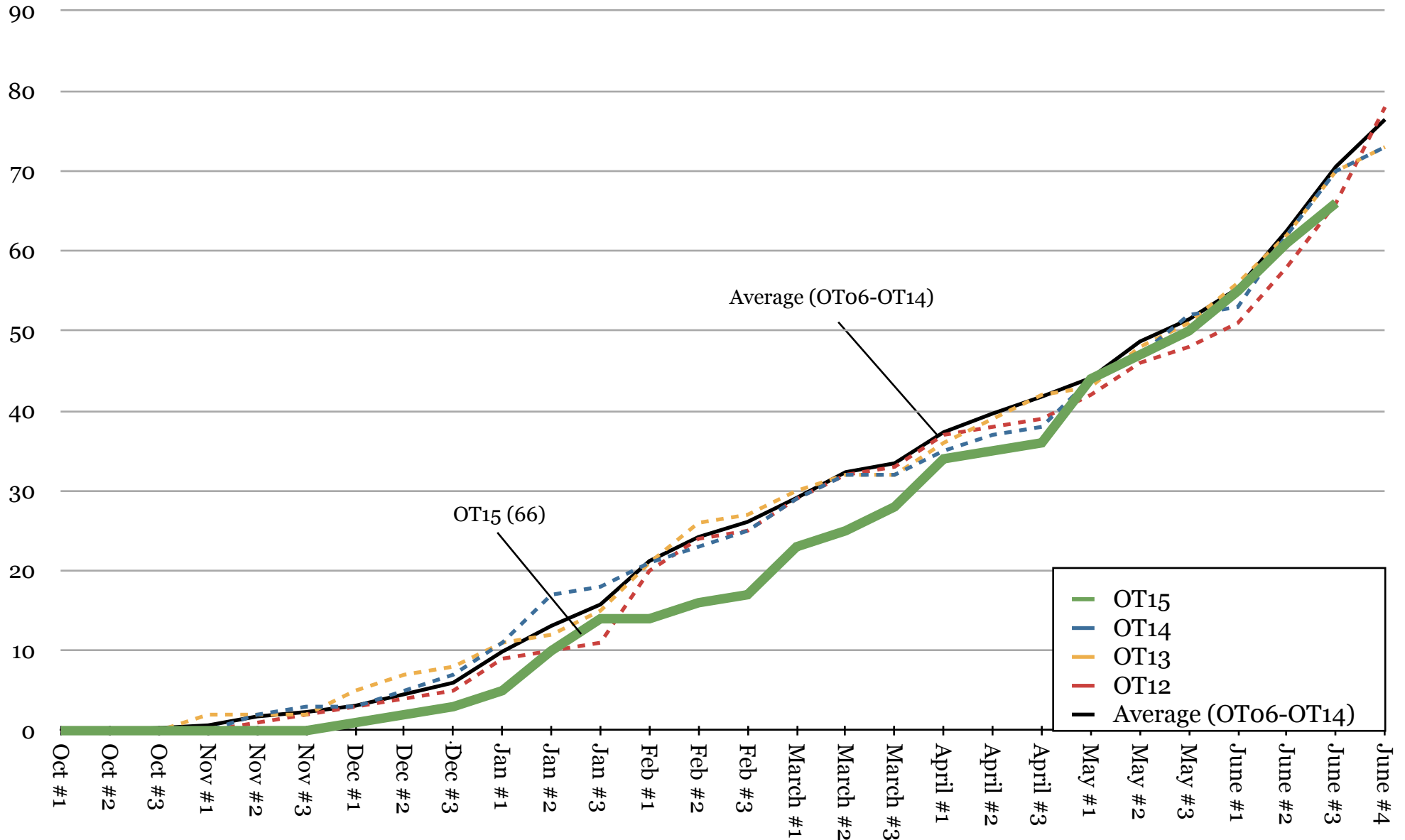
The following chart plots the pace at which the Court fills its merits docket for a given Term. Each date marker represents the conference within a given sitting. For instance, Feb #3 is the third February conference, which, during OT15, took place on March 7, 2016. Categorizing grants by their conference within a given sitting ensures more accurate cross-Term comparisons.



* The Minimum Distribution Pace presented in this chart reflects the number of petitions that must be granted to fill the Court's docket for oral argument while giving the litigants in each case a complete or near-complete briefing schedule. The pace also reflects the number of petitions raised at each conference and other factors affecting the certiorari process.

Pace of Opinions

The following chart plots the pace at which the Court releases merits opinions throughout the Term, beginning in October and ending in June. This chart includes both opinions released after full briefing and summary reversals. Here, as in the Pace of Grants chart, cases are categorized by their release within a given sitting, rather than by calendar month. For example, the opinions for Feb #3 of OT15 were actually released on March 7, 2016.



Grants Per Conference

	OT04	OT05	OT06	OT07	OT08	OT09	OT10	OT11	OT12	OT13	OT14	OT15	OT16	Average (OT04-OT15)	Range (OT04-OT15)	Calendar Weeks Covered	Grants Per Weeks Covered (OT04-OT15)	
Feb #1	10	3	4	2	8	9	3	7	6	4	0	1	5	4.8	0 - 10	4	1.2	
Feb #2	2	4	0	3	3	1	1	0	0	2	5	2	0	1.9		7.6	1	1.9
Feb #3	0	2	1	0	0	1	3	1	0	1	1	1	0	0.9		0 - 3	1	0.9
March #1	2	0	0	0	8	0	4	2	2	3	1	2	1	2.0	0 - 8	2	1.0	
March #2	3	1	1	2	2	1	0	1	1	2	1	3	1	1.5		4.6	1	1.5
March #3	2	1	1	0	2	1	0	2	2	1	1	0	1	1.1		0 - 2	1	1.1
April #1	1	3	3	0	2	3	4	1	1	2	3	0	0	1.9	0 - 4	2	1.0	
April #2	1	5	0	1	2	3	2	0	0	1	2	2	2	1.6		4.8	1	1.6
April #3	0	2	1	1	0	4	0	2	1	1	2	1	2	1.3		0 - 4	1	1.3
May #1	0	2	4	0	1	4	1	1	0	1	1	1	0	1.3	0 - 4	2	0.7	
May #2	3	1	0	3	0	1	5	1	1	5	1	3	0	2.0		4.5	1	2.0
May #3	1	1	1	4	0	1	1	1	1	2	1	0	3	1.2		0 - 4	1	1.2
June #1	1	1	4	1	0	2	0	2	1	2	0	3	3	1.4	0 - 4	1	1.4	
June #2	3	1	1	3	3	4	4	4	2	1	2	2	0	2.5		15.2	1	2.5
June #3	2	2	2	1	3	3	3	4	1	4	3	1	2	2.4		1 - 4	1	2.4
June #4	9	7	5	5	9	7	7	13	10	12	13	9		8.8		5 - 13	1	8.8
Oct #1	8	11	9	17	10	11	13	7	9	8	12	14		10.8	7 - 17	13	0.8	
Oct #2	7	3	2	0	1	5	7	2	7	2	0	0		3.0		15.6	2	1.5
Oct #3	1	1	1	2	1	2	1	4	1	2	3	3		1.8		1 - 4	1	1.8
Nov #1	2	4	4	2	2	3	5	1	4	1	0	1		2.4	0 - 5	2	1.2	
Nov #2	0	3	2	1	1	0	0	5	1	0	4	8		2.1		6.5	1	2.1
Nov #3	0	2	0	1	5	1	2	3	4	2	2	2		2.0		0 - 5	1	2.0
Dec #1	1	3	0	3	2	3	3	4	3	4	2	0		2.3	0 - 4	1	2.3	
Dec #2	1	2	3	3	2	2	2	1	2	1	3	4		2.2		8.5	2	1.1
Dec #3	4	2	5	6	2	3	3	5	5	2	3	8		4.0		2 - 8	1	4.0
Jan #1	9	6	7	6	4	1	5	1	3	8	0	1		4.3	0 - 9	4	1.1	
Jan #2	2	1	4	4	6	5	0	0	6	3	6	7		3.7		9.3	1	3.7
Jan #3	0	1	7	2	0	0	0	1	2	0	1	2		1.3		0 - 7	1	1.3
Total	75	75	72	73	79	81	79	76	76	77	73	81	20	76.4	76.4	72 - 81	52	

Opinions Per Week

	OT06	OT07	OT08	OT09	OT10	OT11	OT12	OT13	OT14	OT15	Average (OT06-OT14)		Range (OT06-OT14)
Oct #1	0	0	0	0	0	0	0	0	0	0	0.0	0.3	0 - 0
Oct #2	0	0	1	0	0	0	0	0	0	0	0.1		0 - 1
Oct #3	1	0	0	1	0	0	0	0	0	0	0.2		0 - 1
Nov #1	0	0	0	0	0	1	0	2	0	0	0.3	2.0	0 - 2
Nov #2	0	1	1	1	1	3	1	0	2	0	1.1		0 - 3
Nov #3	1	0	0	1	1	0	1	0	1	0	0.6		0 - 1
Dec #1	0	0	1	1	1	0	1	3	0	1	0.8	3.7	0 - 3
Dec #2	1	2	0	5	0	0	1	2	2	1	1.4		0 - 5
Dec #3	2	3	1	0	1	2	1	1	2	1	1.4		0 - 3
Jan #1	4	3	4	4	2	7	4	3	4	2	3.9	9.8	2 - 7
Jan #2	1	3	5	5	3	4	1	1	6	5	3.2		1 - 6
Jan #3	3	1	6	1	4	4	1	3	1	4	2.7		1 - 6
Feb #1	5	5	5	5	4	7	9	6	3	0	5.4	10.3	3 - 9
Feb #2	1	2	3	3	6	1	4	5	2	2	3.0		1 - 6
Feb #3	2	1	4	2	3	1	1	1	2	1	1.9		1 - 4
March #1	1	2	2	1	3	7	4	3	4	6	3.0	7.3	1 - 7
March #2	2	2	5	5	2	5	3	2	3	2	3.2		2 - 5
March #3	2	1	2	0	2	2	1	0	0	3	1.1		0 - 2
April #1	5	5	4	4	2	4	4	4	3	6	3.9	8.3	2 - 5
April #2	3	1	4	3	2	2	1	3	2	1	2.3		1 - 4
April #3	5	1	4	2	2	0	1	3	1	1	2.1		0 - 5
May #1	1	1	2	3	3	1	3	1	6	8	2.3	9.7	1 - 6
May #2	5	4	3	6	6	5	4	5	3	3	4.6		3 - 6
May #3	1	3	2	5	2	2	2	3	5	3	2.8		1 - 5
June #1	4	3	5	4	8	2	3	5	1	5	3.9	25.0	1 - 8
June #2	8	9	6	9	9	2	7	6	9	6	7.2		2 - 9
June #3	6	7	7	10	10	8	8	8	8	5	8.0		6 - 10
June #4	8	10	2	5	5	5	12	3	3		5.9		2 - 12
Total	72	70	79	86	82	75	78	73	73	66	76.4	76.4	70 - 86