

Stat Pack for October Term 2011

Unless otherwise noted, the following charts cover October Term 2011, which began on Monday, October 4, 2011 and ends on Sunday, October 3, 2012.

Index

Opinions by Sitting	2
Circuit Scorecard	3
Cases by Vote Split	5
Opinions Authored	6
Majority Opinion Authorship	7
Frequency in the Majority	8
Five-to-Four Majority Opinions	9
Oral Argument	11
Oral Argument - Advocates	12
Justice Agreement - All Cases	13
Justice Agreement - Non-Unanimous Cases	14
Pace of Grants	15
Pace of Opinions	16
Voting Alignment	17

Summary of the Term

Total Merits Opinions Released	62
.....Signed opinions after oral argument	53
.....Summary reversals	9

Total Merits Opinions Expected	76
.....Petitions granted and set for argument	71
.....Summary reversals	9
.....(Dismissed) ¹	(3)
.....(Set for reargument during OT12) ²	(1)

Total Merits Opinions Expected for OT12	19
--	-----------

Recent Merits Opinions

Name	Decided	Author	Vote
<i>Parker v. Williams</i>	June 11, 2012	Per Curiam	9-0
<i>Elgin v. Dept. of Treasury</i>	June 11, 2012	Thomas	6-3
<i>Armour v. Indianapolis</i>	June 4, 2012	Breyer	6-3
<i>Reichle v. Howards</i>	June 4, 2012	Thomas	8-0
<i>Coleman v. Johnson</i>	May 29, 2012	Per Curiam	9-0
<i>RadLAX v. Amalgamated Bank</i>	May 29, 2012	Scalia	8-0
<i>Freeman v. Quicken Loans</i>	May 24, 2012	Scalia	9-0
<i>Blueford v. Arkansas</i>	May 24, 2012	Roberts	6-3

* You can find past Stat Packs here: <http://www.scotusblog.com/reference/stat-pack/>

¹ Stok v. Citibank (10-514), Magner v. Gallagher (10-1032), and Vasquez v. United States (11-199)

² Kiobel v. Royal Dutch Petroleum Co. (10-1491)

Opinions by Sitting

Justice	October	November	December	January	February	March	April	Total	Exp.			
Roberts	1	2	1	1	1	-	-	JGR	6			
Scalia	2	1	2	1	1	-	1	AS	8			
Kennedy	2	2	1	1	-	-	-	AMK	6			
Thomas	1	2	-	1	1	1	-	CT	6			
Ginsburg	2	1	1	1	1	1	-	RBG	7			
Breyer	2	1	1	1	1	-	-	SGB	6			
Alito	1	1	1	-	1	-	-	SAA	4			
Sotomayor	-	1	1	1	1	-	-	SMS	4			
Kagan	1	1	2	1	-	-	-	EK	5			
Justice	Decided: 12 Remain: 0	Decided: 12 Remain: 0	Decided: 10 Remain: 2	Decided: 9 Remain: 2	Decided: 8 Remain: 1	Decided: 3 Remain: 4	Decided: 1 Remain: 5	Total	53			
<i>Douglas</i>	<i>SGB</i>	<i>Lafler</i>	<i>AMK</i>	<i>First American</i>	<i>Sackett</i>	<i>AS</i>	<i>Taniguchi</i>	<i>SAA</i>	<i>Astrue</i>	<i>RBG</i>	<i>Christopher</i>	
<i>Reynolds</i>	<i>SGB</i>	<i>Frye</i>	<i>AMK</i>	<i>Mims</i>	<i>RBG</i>	<i>Hyatt</i>	<i>CT</i>	<i>Freeman</i>	<i>AS</i>	<i>Southern Union</i>	<i>Dorsey</i>	
<i>Howes</i>	<i>SAA</i>	<i>Rehberg</i>	<i>SAA</i>	<i>Hall</i>	<i>SMS</i>	<i>Perez</i>	<i>PC</i>	<i>Blueford</i>	<i>JGR</i>	<i>Miller</i>	<i>Navajo</i>	
<i>Maples</i>	<i>RBG</i>	<i>Minnecci</i>	<i>SGB</i>	<i>Credit Suisse</i>	<i>AS</i>	<i>Knox</i>		<i>Alvarez</i>		<i>Hobbs</i>	<i>RadLAX</i>	<i>AS</i>
<i>Martinez</i>	<i>AMK</i>	<i>Perry</i>	<i>RBG</i>	<i>Setser</i>	<i>AS</i>	<i>Fox</i>		<i>Wood</i>	<i>RBG</i>	<i>Vasquez</i>	<i>--</i>	<i>Patchak</i>
<i>Golan</i>	<i>RBG</i>	<i>Gonzalez</i>	<i>SMS</i>	<i>Cooper</i>	<i>SAA</i>	<i>Coleman</i>	<i>AMK</i>	<i>Elgin</i>	<i>CT</i>	<i>Reichle</i>	<i>CT</i>	<i>Arizona</i>
<i>Hosanna-Tabor</i>	<i>JGR</i>	<i>Zivotofsky</i>	<i>JGR</i>	<i>Messerschmidt</i>	<i>JGR</i>	<i>Sea-Land</i>	<i>SMS</i>	<i>Kiobel</i>	<i>--</i>	<i>Florida v. HHS</i>		
<i>Pacific Operators</i>	<i>CT</i>	<i>Kawashima</i>	<i>CT</i>	<i>Caraco</i>	<i>EK</i>	<i>Filarsky</i>	<i>JGR</i>	<i>Mohamad</i>	<i>SMS</i>			
<i>Greene</i>	<i>AS</i>	<i>Cain</i>	<i>JGR</i>	<i>Martel</i>	<i>EK</i>	<i>Home Concrete</i>	<i>SGB</i>	<i>Armour</i>	<i>SGB</i>			
<i>CompuCredit</i>	<i>AS</i>	<i>Jones</i>	<i>AS</i>	<i>Williams</i>		<i>Vartelas</i>	<i>RBG</i>					
<i>Florence</i>	<i>AMK</i>	<i>Kurns</i>	<i>CT</i>	<i>Mayo</i>	<i>SGB</i>	<i>Gutierrez</i>	<i>EK</i>					
<i>Judulang</i>	<i>EK</i>	<i>Nat'l Meat Ass'n</i>	<i>EK</i>	<i>PPL Montana</i>	<i>AMK</i>							

Circuit Scorecard

OT 2011

	Number	Percent	Decided	Aff'd	Rev'd	Aff'd %	Rev'd %
CA1	2	3%	1	1	0	100%	0%
CA2	2	3%	1	0	1	0%	100%
CA3	7	9%	7	3	4	43%	57%
CA4	2	3%	2	2	0	100%	0%
CA5	3	4%	3	3	0	100%	0%
CA6	5	7%	5	0	5	0%	100%
CA7	3	4%	2	1	1	50%	50%
CA8	-	-					
CA9	25	33%	20	4	16	20%	80%
CA10	4	5%	3	1	2	33%	67%
CA11	4	5%	3	1	2	33%	67%
CA DC	4	5%	3	2	1	67%	33%
CA Fed	3	4%	3	1	2	33%	67%
State	11	14%	8	3	5	38%	63%
Dist. Court	1	1%	1	0	1	0%	100%
Original	-	-		N/A	N/A	N/A	N/A
	76	100%	62	22	40	35%	65%

OT 2012

	Number	Percent
CA1	-	-
CA2	4	21%
CA3	-	-
CA4	-	-
CA5	2	11%
CA6	2	11%
CA7	1	5%
CA8	1	5%
CA9	2	11%
CA10	1	5%
CA11	1	5%
CA DC	-	-
CA Fed	2	11%
State	3	16%
Dist. Court	-	-
Original	-	-
	19	100%

* The number of cases granted from a given circuit does not include cases that were later dismissed.

Circuit Scorecard

This chart features affirm and reverse rates for each circuit and each Justice. The first number is the number of times a particular Justice voted to affirm a decision of the court below and the second number is the number of times that Justice voted to reverse the decision below.

	Overall	Roberts	Scalia	Kennedy	Thomas	Ginsburg	Breyer	Alito	Sotomayor	Kagan
CA1	1 - 0	1 - 0	1 - 0	1 - 0	1 - 0	0 - 1	1 - 0	0 - 1	1 - 0	0 - 1
CA2	0 - 1	0 - 1	1 - 0	0 - 1	1 - 0	0 - 1	0 - 1	1 - 0	0 - 1	0 - 1
CA3	3 - 4	3 - 4	4 - 3	3 - 4	3 - 4	3 - 4	2 - 5	3 - 4	1 - 6	3 - 4
CA4	2 - 0	2 - 0	2 - 0	1 - 1	2 - 0	0 - 2	1 - 1	2 - 0	0 - 2	0 - 2
CA5	3 - 0	3 - 0	2 - 1	2 - 1	3 - 0	2 - 1	2 - 1	3 - 0	3 - 0	3 - 0
CA6	0 - 5	1 - 4	1 - 4	0 - 5	1 - 4	0 - 5	0 - 5	1 - 4	0 - 5	0 - 5
CA7	1 - 1	1 - 1	1 - 1	0 - 1	1 - 1	1 - 1	1 - 1	1 - 1	1 - 1	1 - 1
CA8	0 - 0	0 - 0	0 - 0	0 - 0	0 - 0	0 - 0	0 - 0	0 - 0	0 - 0	0 - 0
CA9	4 - 16	5 - 14	6 - 14	3 - 17	6 - 14	7 - 13	5 - 15	5 - 15	8 - 12	2 - 17
CA10	1 - 2	1 - 2	1 - 2	1 - 2	1 - 2	1 - 2	0 - 3	0 - 3	1 - 2	0 - 1
CA11	1 - 2	1 - 2	2 - 1	1 - 2	2 - 1	1 - 2	1 - 2	1 - 2	1 - 2	1 - 2
CA DC	2 - 1	2 - 1	2 - 1	2 - 1	2 - 1	2 - 1	3 - 0	2 - 1	2 - 1	2 - 1
CA Fed	1 - 2	1 - 2	1 - 2	1 - 2	1 - 2	1 - 2	1 - 2	1 - 2	1 - 2	1 - 2
State	3 - 5	3 - 5	3 - 5	3 - 5	5 - 3	2 - 6	3 - 5	3 - 5	1 - 7	2 - 6
Dist. Court	0 - 1	0 - 1	0 - 1	0 - 1	0 - 1	0 - 1	0 - 1	0 - 1	0 - 1	0 - 1
Original	0 - 0	0 - 0	0 - 0	0 - 0	0 - 0	0 - 0	0 - 0	0 - 0	0 - 0	0 - 0
	22 - 40	24 - 37	27 - 35	18 - 43	29 - 33	20 - 42	20 - 42	23 - 39	20 - 42	15 - 44

Cases by Vote Split

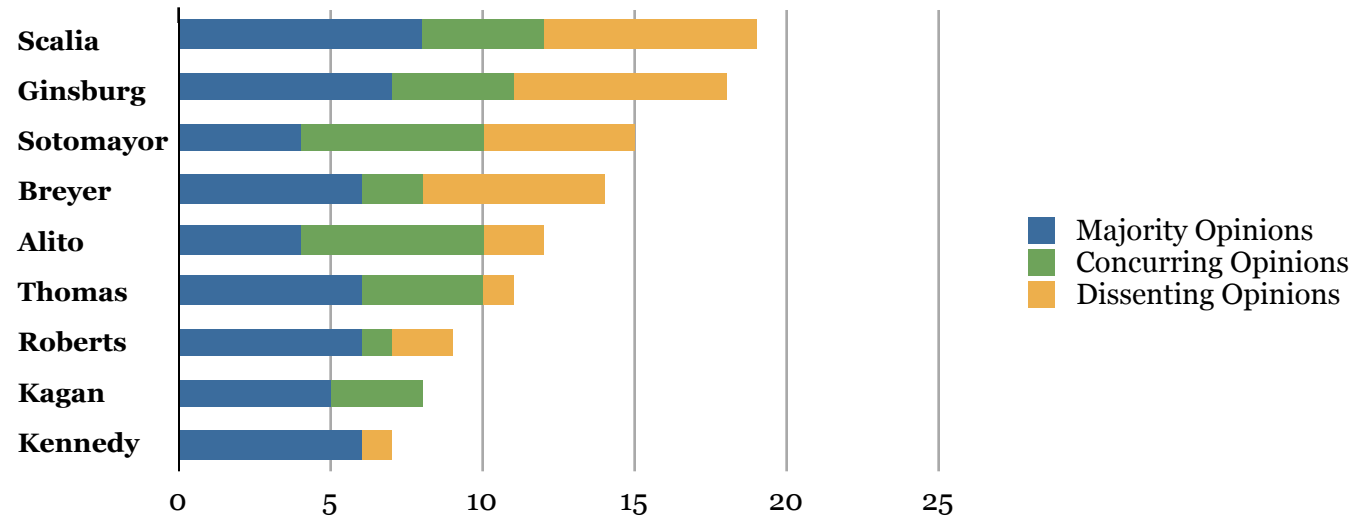
9-0 32 (52%)	8-1 7 (11%)	7-2 5 (8%)	6-3 10 (16%)	5-4 8 (13%)
KPMG v. Cocchi (PC)	Smith v. Cain	Maples v. Thomas	Cavazos v. Smith (PC)	Douglas v. Ind. Living Center
Bobby v. Dixon (PC)	CompuCredit v. Greenwood	Golan v. Holder (6-2)	Kawashima v. Holder	Coleman v. Maryland
Greene v. Fisher	Minneci v. Pollard	Reynolds v. U.S.	Wetzel v. Lambert (PC)	Missouri v. Frye
Judulang v. Holder	Gonzalez v. Thaler	Messerschmidt v. Millender	Kurns v. Railroad Friction	Lafler v. Cooper
Hardy v. Cross (PC)	Perry v. New Hampshire	Martinez v. Ryan	Setser v. U.S.	FAA v. Cooper (5-3)
Hosanna-Tabor v. EEOC	Roberts v. Sea-Land		Vartelas v. Holder	Florence v. Bd. of Chosen Freeholders
Pacific Op. v. Valladolid	Zivotofsky v. Clinton		Taniguchi v. Kan Pacific	U.S. v. Home Concrete
Mims v. Arrow Financial			Blueford v. Arkansas	Hall v. U.S.
Perry v. Perez (PC)			Armour v. Indianapolis	
U.S. v. Jones			Elgin v. Dept. of Treasury	
Nat'l Meat Ass'n v. Harris				
Ryburn v. Huff (PC)				
Howes v. Fields				
Marmet v. Brown (PC)				
PPL Montana v. Montana				
Martel v. Clair				
Mayo v. Prometheus				
Sackett v. EPA				
Credit Suisse v. Simmonds (8-0)				
Rehberg v. Paulk				
Filarsky v. Delia				
Caraco v. Novo Nordisk				
Kappos v. Hyatt				
Mohamad v. Palestinian Authority				
Wood v. Milyard				
Astrue v. Capato				
Holder v. Gutierrez				
Freeman v. Quicken Loans				
RadLAX v. Amalgamated Bank (8-0)				
Coleman v. Johnson (PC)				
Reichle v. Howards (8-0)				
Parker v. Williams (PC)				

Past Terms					
	9-0	8-1	7-2	6-3	5-4
OT06	39%	13%	11%	4%	33%
OT07	30%	9%	29%	14%	17%
OT08	33%	5%	16%	16%	29%
OT09	46%	10%	15%	11%	18%
OT10	48%	13%	15%	5%	20%
Avg.	39%	10%	17%	10%	24%

* This chart includes both signed merits opinions and summary reversals.

Opinions Authored

	Total Opinions	Majority Opinions	Concurring Opinions	Dissenting Opinions
Roberts	9	6	1	2
Scalia	19	8	4	7
Kennedy	7	6	-	1
Thomas	11	6	4	1
Ginsburg	18	7	4	7
Breyer	14	6	2	6
Alito	12	4	6	2
Sotomayor	15	4	6	5
Kagan	8	5	3	-
	113	52	30	31



Majority Opinion Authorship

Majority Opinions Authored

	Total	9-0	8-1	7-2	6-3	5-4	Average Strength of the Majority*
Roberts	6	2	2	1	1	-	7.8
Scalia	8	6	1	-	1	-	8.5
Kennedy	6	1	-	1	-	4	6.0
Thomas	6	3	-	-	3	-	7.5
Ginsburg	7	3	1	2	1	-	7.9
Breyer	6	1	1	1	1	2	6.7
Alito	4	2	-	-	1	1	7.5
Sotomayor	4	1	2	-	-	1	7.5
Kagan	5	5	-	-	-	-	9.0
Total	52	24	7	5	8	8	7.7

Unanimous Judgment	Divided Judgment
33%	67%
75%	25%
17%	83%
50%	50%
43%	57%
17%	83%
50%	50%
25%	75%
100%	0%
46%	54%

Authorship as a Percentage of Similar Opinions

	9-0	8-1	7-2	6-3	5-4
Roberts	8%	29%	20%	13%	-
Scalia	25%	14%	-	13%	-
Kennedy	4%	-	20%	-	50%
Thomas	13%	-	-	38%	-
Ginsburg	13%	14%	40%	13%	-
Breyer	4%	14%	20%	13%	25%
Alito	8%	-	-	13%	13%
Sotomayor	4%	29%	-	-	13%
Kagan	21%	-	-	-	-
	100% (24)	100% (7)	100% (5)	100% (8)	100% (8)

Days Between Argument and Opinion

Majority Opinion Author	Days
Ginsburg	75d
Scalia	79d
Sotomayor	89d
Roberts	94d
Kagan	97d
Thomas	98d
Breyer	104d
Alito	126d
Kennedy	129d
Overall	106d

* "Average Strength of the Majority" is simply the average number of Justices in the majority. The average assumes that nine Justices vote in each case.

Frequency in the Majority

The following charts measure how frequently each Justice has voted with the majority during OT 2011. The charts include summary reversals but do not include cases that were dismissed.

All Cases

Justice	Votes	Frequency in Majority	OT10	OT09	OT08	OT07
Kennedy	61	95%	94%	91%	92%	86%
Roberts	61	93%	91%	91%	81%	90%
Thomas	62	89%	88%	83%	81%	75%
Alito	62	89%	86%	87%	81%	82%
Kagan	59	86%	81%	-	-	-
Scalia	62	85%	86%	87%	84%	81%
Sotomayor	62	84%	81%	84%	-	-
Breyer	62	81%	79%	78%	75%	79%
Ginsburg	62	71%	74%	80%	70%	75%

Divided Cases

Justice	Votes	Frequency in Majority	OT10	OT09	OT08	OT07
Kennedy	30	90%	88%	83%	89%	79%
Roberts	30	87%	83%	83%	72%	73%
Thomas	30	77%	76%	67%	72%	85%
Alito	30	77%	74%	76%	72%	75%
Kagan	28	71%	67%	-	-	-
Scalia	30	70%	74%	76%	76%	65%
Sotomayor	30	67%	64%	69%	-	-
Breyer	30	60%	60%	58%	62%	68%
Ginsburg	30	40%	50%	63%	55%	65%

Five-to-Four Cases Alignment of the Majority

Majority*	Total (8)	Cases
Roberts, Scalia, Kennedy, Thomas, Alito	3	<i>Coleman, Federal Aviation Administration, Florence</i>
Kennedy, Ginsburg, Breyer, Sotomayor, Kagan	3	<i>Douglas, Frye, Lafler</i>
Roberts, Scalia, Thomas, Breyer, Alito	1	<i>Home Concrete & Supply</i>
Roberts, Scalia, Thomas, Alito, Sotomayor	1	<i>Hall</i>

Term	Number of 5-4 Opinions**	Percentage of Total Opinions	Percentage of 5-4 Split Ideological	Conservative Victory (Percentage of Ideological)	Conservative Victory (Percentage of All 5-4)	Number of Different Alignments	Alignments Divided by 5-4 Opinions
2000	26	31%	85%	64%	54%	7	0.27
2001	21	26%	57%	67%	38%	8	0.38
2002	15	16%	67%	60%	40%	7	0.47
2003	21	24%	76%	63%	48%	8	0.38
2004	24	20%	50%	42%	21%	14	0.58
2005	11	12%	73%	63%	45%	7	0.64
2006	24	33%	79%	68%	54%	6	0.25
2007	12	17%	67%	50%	33%	6	0.50
2008	23	29%	70%	69%	48%	7	0.30
2009	16	19%	69%	73%	50%	7	0.44
2010	16	20%	75%	50%	38%	4	0.25
2011	8	13%	75%	50%	38%	4	0.50
Average	18	22%	70%	60%	42%	7	0.41

* Justice Kagan has recused this Term in one 5-3 case, *Federal Aviation Administration v. Cooper*.

** For the purposes of this chart, the total number of 5-4 opinions is the number of cases that split 5-4 on a major issue. It may differ from the number of cases that split 5-4 elsewhere in this Stat Pack.

*** For the purposes of this chart, a "Conservative Win" occurs whenever the majority consists of Chief Justices Rehnquist or Roberts and Justices Scalia, Kennedy, Thomas, and O'Connor or Alito.

Five-to-Four Cases

(continued)

Membership in a Five-to-Four Majority

Justice	Frequency in Majority		OT10	OT09	OT08	OT07	OT06
Kennedy	6	75%	88%	69%	78%	67%	100%
Roberts	5	63%	63%	56%	48%	58%	67%
Scalia	5	63%	69%	69%	70%	58%	58%
Thomas	5	63%	75%	69%	65%	67%	61%
Alito	5	63%	63%	63%	52%	50%	71%
Breyer	4	50%	31%	38%	39%	45%	46%
Sotomayor	4	50%	38%	43%	-	-	-
Ginsburg	3	38%	38%	25%	52%	50%	33%
Kagan	3	38%	38%	-	-	-	-

Five-to-Four Majority Opinion Authorship

These percentages consider how often a Justice authors the majority opinion *when that Justice is in the majority*.*

Justice	Cases Decided	Frequency in the Majority	Opinions Authored	Frequency as Author	OT10	OT09	OT08	OT07	OT06
Kennedy	8	6	4	67%	30%	22%	18%	14%	19%
Breyer	8	4	2	50%	9%	18%	33%	29%	0%
Sotomayor	8	4	1	25%	21%	22%	28%	50%	25%
Alito	8	5	1	20%	33%	9%	13%	13%	29%
Roberts	8	5	0	0%	33%	50%	27%	0%	13%
Scalia	8	5	0	0%	20%	25%	0%	40%	18%
Thomas	8	5	0	0%	0%	40%	8%	17%	24%
Ginsburg	8	3	0	0%	17%	0%	-	-	-
Kagan	7	3	0	0%	0%	-	-	-	-

* Percentages represent the number of majority opinions authored divided by the number of times a Justice was in the majority for a *signed* opinion. As such, 5-4 *per curiam* opinions are omitted entirely.

Oral Argument

The number of “questions” per argument is simply the number of times a given Justice’s name appears in the argument transcript in capital letters. In order to account for the Chief Justice’s administrative comments, his tally for each case has been uniformly reduced by three questions in each case.

Average Number of Questions

	Average
Scalia	23.4
Sotomayor	20.9
Breyer	20.0
Roberts	19.9
Ginsburg	12.4
Kagan	12.0
Kennedy	10.9
Alito	10.8
Thomas	0.0

Frequency as a Top or Top 3 Questioner

	Freq. Top 1	Freq. Top 3
Roberts	24%	65%
Scalia	33%	64%
Sotomayor	22%	62%
Breyer	16%	55%
Ginsburg	4%	20%
Kennedy	1%	18%
Alito	4%	17%
Kagan	2%	17%
Thomas	0%	0%

Average Number of Questions

Arranged by Vote Split

	9-0	8-1	7-2	6-3	5-4
Roberts	15	20	21	31	17
Scalia	24	26	25	32	30
Kennedy	9	12	12	13	15
Thomas	0	0	0	0	0
Ginsburg	14	15	14	11	14
Breyer	17	21	20	28	24
Alito	11	12	11	12	17
Sotomayor	19	17	21	20	22
Kagan	11	9	10	15	10
Overall	114	129	130	160	148

Frequency as the First Questioner

	Frequency	
Sotomayor	18 /68	26%
Ginsburg	15 /69	22%
Roberts	10 /68	15%
Scalia	10 /69	14%
Kagan	7 /65	11%
Kennedy	5 /68	7%
Alito	3 /69	4%
Breyer	1 /69	1%
Thomas	0 /69	0%

Oral Argument - Advocates

Overview

	OT11	OT10
Number of total appearances	182	196
Number of advocates	118	143
Appearances by the Office of the Solicitor General	58 (32%)	57 (29%)
Appearances by advocates who argued more than once	98 (54%)	81 (41%)
Appearances by advocates from Washington, DC	122 (67%)	106 (54%)

Most Popular Advocate Origins

State*	Total
Washington, DC**	122
California	12
Illinois	7
Michigan	5
Alabama	4
Colorado	4
Pennsylvania	4
Texas	4
Arizona	3
Virginia	3
Arkansas	2
Massachusetts	2

* An advocate's "origin" is simply the state of origin listed for an advocate on the Court's hearing list.

** If attorneys from the Office of the Solicitor General are omitted, Washington, DC-based lawyers argued 64 times during OT11.

Advocates Who Appeared More than Once During OT11

Rank	Name	Appearances	Position
1	Paul D. Clement	9	Bancroft PLLC
	Donald B. Verrilli, Jr.	9	Solicitor General
3	Carter G. Phillips	5	Sidley Austin LLP
4	Michael R. Dreeben	4	Deputy Solicitor General
	Gregory G. Garre	4	Latham & Watkins LLP
	Edwin S. Kneedler	4	Deputy Solicitor General
7	Curtis E. Gannon	3	Assistant to the Solicitor General
	Eric D. Miller	3	Assistant to the Solicitor General
	Patricia A. Millett	3	Akin, Gump, Strauss, Hauer & Feld LLP
	Nicole A. Saharsky	3	Assistant to the Solicitor General
	Sri Srinivasan	3	Principal Deputy Solicitor General
	Malcolm L. Stewart	3	Deputy Solicitor General
	Anthony A. Yang	3	Assistant to the Solicitor General
14	Ginger D. Anders	2	Assistant to the Solicitor General
	John J. Bursch	2	Solicitor General of Michigan
	Eric J. Feigin	2	Assistant to the Solicitor General
	Jeffrey L. Fisher	2	Stanford Supreme Court Clinic
	David C. Frederick	2	Kellogg, Huber, Hansen, Todd, Evans & Figel PLLC
	Thomas C. Goldstein	2	Goldstein & Russell PC
	Sarah E. Harrington	2	Assistant to the Solicitor General
	Benjamin J. Horwich	2	Assistant to the Solicitor General
	William M. Jay	2	Assistant to the Solicitor General
	Leondra R. Kruger	2	Assistant to the Solicitor General
	John C. Neiman, Jr.	2	Solicitor General of Alabama
	Scott L. Nelson	2	Public Citizen Litigation Group
	Ann O'Connell	2	Assistant to the Solicitor General
	Joseph R. Palmore	2	Assistant to the Solicitor General
	Aaron M. Panner	2	Kellogg, Huber, Hansen, Todd, Evans & Figel PLLC
	Charles A. Rothfeld	2	Mayer Brown LLP
	Pratik A. Shah	2	Assistant to the Solicitor General
	Melissa Arbus Sherry	2	Assistant to the Solicitor General
	Bryan A. Stevenson	2	Equal Justice Initiative
	Jeffrey B. Wall	2	Assistant to the Solicitor General
Seth P. Waxman	2	Wilmer, Cutler, Pickering, Hale, and Dorr LLP	
34		98	

Justice Agreement - All Cases

	Scalia	Kennedy	Thomas	Ginsburg	Breyer	Alito	Sotomayor	Kagan	Total
Roberts	48 79%	52 87%	48 79%	34 56%	39 64%	50 82%	40 66%	41 71%	61
	53 87%	53 88%	54 89%	36 59%	42 69%	54 89%	44 72%	43 74%	
	56 92%	53 88%	56 92%	39 64%	45 74%	58 95%	47 77%	46 79%	
	5 8%	7 12%	5 8%	22 36%	16 26%	3 5%	14 23%	12 21%	
Scalia	44 72%	50 81%	29 47%	31 50%	45 73%	32 52%	33 56%	62	
	46 75%	55 89%	32 52%	36 58%	51 82%	38 61%	37 63%		
	49 80%	58 94%	37 60%	41 66%	56 90%	43 69%	42 71%		
	12 20%	4 6%	25 40%	21 34%	6 10%	19 31%	17 29%		
Kennedy	44 72%	41 67%	44 72%	44 72%	43 70%	46 79%	61		
	49 80%	43 70%	47 77%	48 79%	47 77%	48 83%			
	51 84%	46 75%	50 82%	51 84%	50 82%	51 88%			
	10 16%	15 25%	11 18%	10 16%	11 18%	7 12%			
Thomas	29 47%	33 53%	43 69%	33 53%	36 61%	62			
	33 53%	39 63%	49 79%	39 63%	40 68%				
	38 61%	44 71%	55 89%	44 71%	45 76%				
	24 39%	18 29%	7 11%	18 29%	14 24%				
Ginsburg	48 77%	31 50%	44 71%	45 76%	62				
	52 84%	35 56%	49 79%	49 83%					
	52 84%	39 63%	52 84%	50 85%					
	10 16%	23 37%	10 16%	9 15%					
Breyer	38 61%	45 73%	45 76%	62					
	43 69%	50 81%	49 83%						
	45 73%	52 84%	51 86%						
	17 27%	10 16%	8 14%						
Alito	34 55%	40 68%	62						
	40 65%	43 73%							
	45 73%	47 80%							
	17 27%	12 20%							
Sotomayor	44 75%	62							
	47 80%								
	50 85%								
	9 15%								
Kagan		59							

Key
Fully Agree
Agree in Full or Part
Agree in Full, Part, or Judgment Only
Disagree in Judgment

Justice Agreement - Non-Unanimous Cases

	Scalia	Kennedy	Thomas	Ginsburg	Breyer	Alito	Sotomayor	Kagan	Total
Roberts	20 67%	22 73%	20 67%	8 27%	13 43%	23 77%	14 47%	13 46%	30
	24 80%	23 77%	25 83%	8 27%	14 47%	25 83%	14 47%	14 50%	
	25 83%	23 77%	25 83%	8 27%	14 47%	27 90%	16 53%	16 57%	
	5 17%	7 23%	5 17%	22 73%	16 53%	3 10%	14 47%	12 43%	
Scalia		16 53%	22 73%	5 17%	6 20%	18 60%	8 27%	7 25%	30
		17 57%	25 83%	5 17%	9 30%	21 70%	9 30%	9 32%	
		18 60%	26 87%	5 17%	9 30%	24 80%	11 37%	11 39%	
		12 40%	4 13%	25 83%	21 70%	6 20%	19 63%	17 61%	
Kennedy			16 53%	15 50%	18 60%	17 57%	17 57%	18 64%	30
			20 67%	15 50%	19 63%	19 63%	17 57%	19 68%	
			20 67%	15 50%	19 63%	20 67%	19 63%	21 75%	
			10 33%	15 50%	11 37%	10 33%	11 37%	7 25%	
Thomas				5 17%	9 30%	17 57%	9 30%	9 32%	30
				6 20%	12 40%	21 70%	10 33%	12 43%	
				6 20%	12 40%	23 77%	12 40%	14 50%	
				24 80%	18 60%	7 23%	18 60%	14 50%	
Ginsburg					20 67%	5 17%	18 60%	18 64%	30
					20 67%	6 20%	19 63%	19 68%	
					20 67%	7 23%	20 67%	19 68%	
					10 33%	23 77%	10 33%	9 32%	
Breyer						11 37%	18 60%	17 61%	30
						13 43%	20 67%	18 64%	
						13 43%	20 67%	20 71%	
						17 57%	10 33%	8 29%	
Alito							10 33%	11 39%	30
							11 37%	13 46%	
							13 43%	16 57%	
							17 57%	12 43%	
Sotomayor								18 64%	30
								18 64%	
								19 68%	
								9 32%	
Kagan									28

Key

Fully Agree

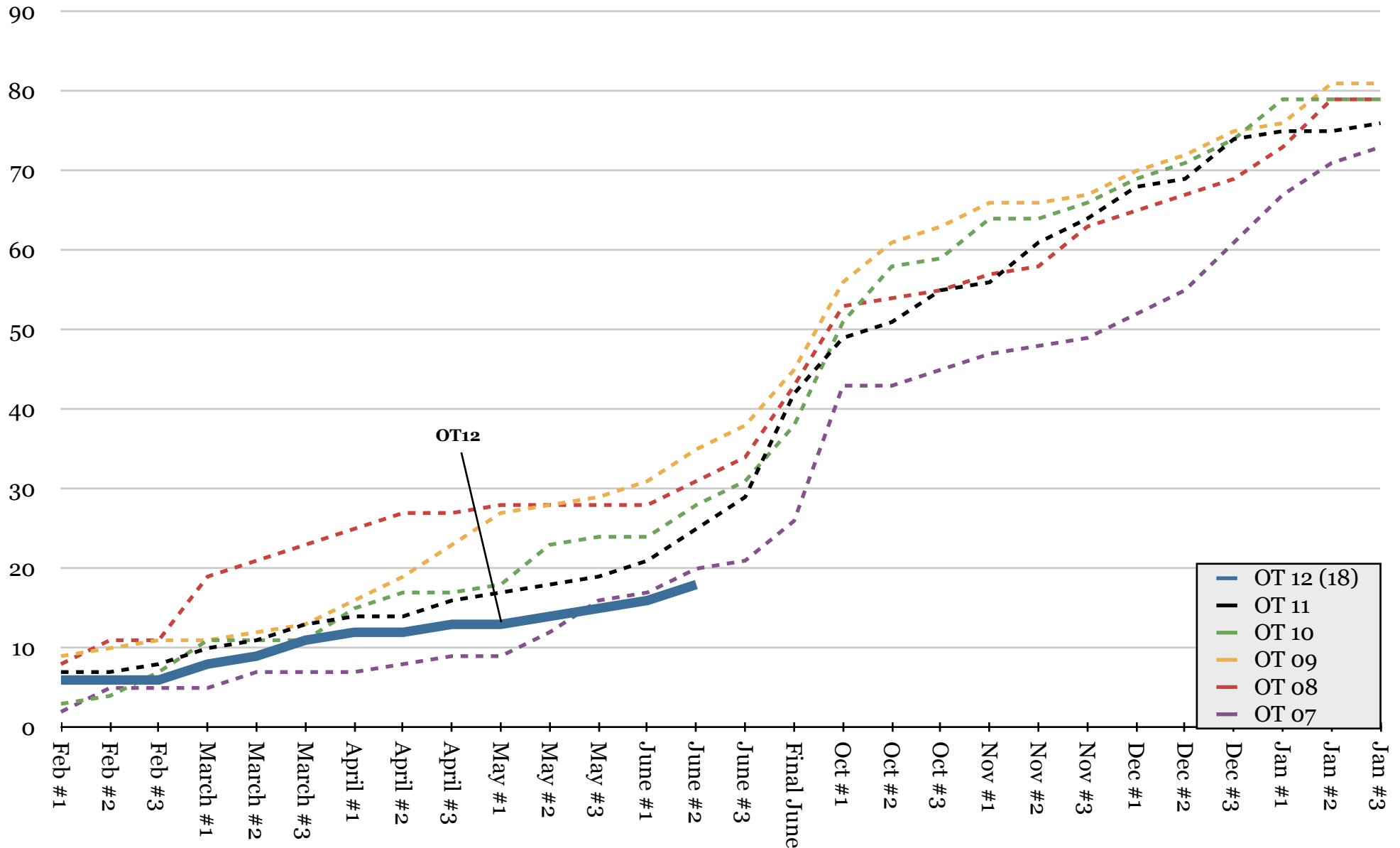
Agree in Full or Part

Agree in Full, Part, or Judgment Only

Disagree in Judgment

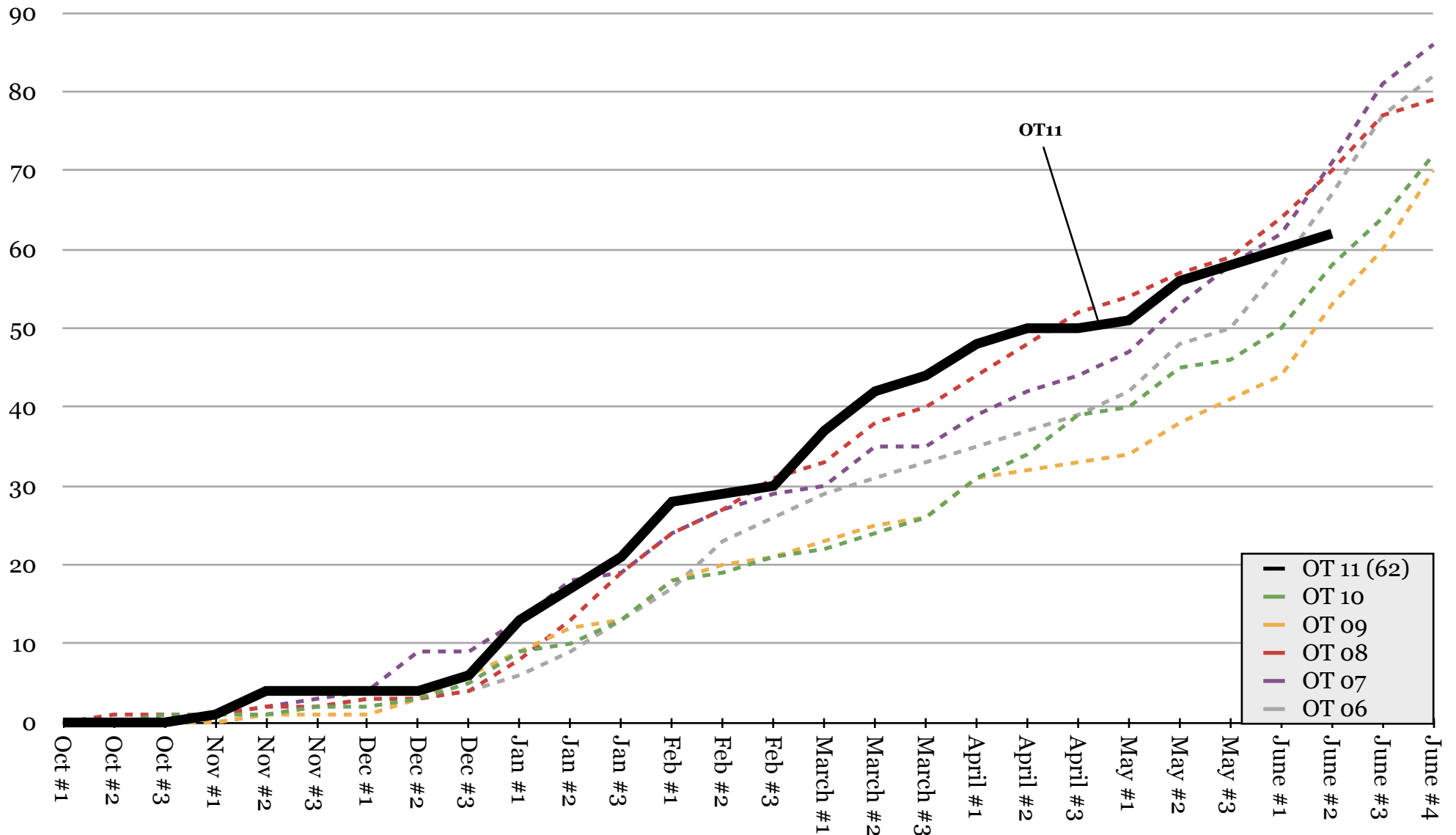
Pace of Grants

The following chart plots the pace at which the Court fills its merits docket for a given Term. Each date marker represents the conference within a given sitting. For instance, Feb #3 is the third February conference, which actually took place on March 4, 2011. Categorizing grants by their conference within a given sitting ensures more accurate cross-term comparisons.




















































































Pace of Opinions

The following chart plots the pace at which the Court releases merits opinions throughout the Term, beginning in October and ending in June. This chart includes both opinions released after full briefing and summary reversals. Here, as in the Pace of Grants chart, cases are categorized by their release within a given sitting, rather than by calendar month. For example, opinions for Feb. #3 could be released during the first week of March.














































































Voting Alignment - All Cases


















































































Cases are sorted by date of decision. Dissenting Justices are shaded in gray and the author of the majority opinion is highlighted in red.

Case Name	Decided	Vote	Author	Ginsburg	Sotomayor	Kagan	Breyer	Kennedy	Roberts	Alito	Thomas	Scalia
Cavazos v. Smith	October 31, 2011	6-3	<i>Per Curiam</i>									
KPMG v. Cocchi	November 7, 2011	9-0	<i>Per Curiam</i>									
Bobby v. Dixon	November 7, 2011	9-0	<i>Per Curiam</i>									
Greene v. Fisher	November 8, 2011	9-0	Scalia									
Judulang v. Holder	December 12, 2011	9-0	Kagan									
Hardy v. Cross	December 12, 2011	9-0	<i>Per Curiam</i>									
Smith v. Cain	January 10, 2012	8-1	Roberts									
CompuCredit Corp. v. Greenwood	January 10, 2012	8-1	Scalia									
Minneci v. Pollard	January 10, 2012	8-1	Breyer									

Voting Alignment - All Cases (continued)

Case Name	Decided	Vote	Author	Ginsburg	Sotomayor	Kagan	Breyer	Kennedy	Roberts	Alito	Thomas	Scalia
Gonzalez v. Thaler	January 10, 2012	8-1	Sotomayor									
Hosanna-Tabor Evangelical Lutheran Church v. EEOC	January 11, 2012	9-0	Roberts									
Pacific Operators Offshore v. Valladolid	January 11, 2012	9-0	Thomas									
Perry v. New Hampshire	January 11, 2012	8-1	Ginsburg									
Maples v. Thomas	January 18, 2012	7-2	Ginsburg									
Golan v. Holder	January 18, 2012	6-2	Ginsburg			Recused						
Mims v. Arrow Financial Services	January 18, 2012	9-0	Ginsburg									
Perry v. Perez	January 20, 2012	9-0	<i>Per Curiam</i>									
United States v. Jones	January 23, 2012	9-0	Scalia									

Voting Alignment - All Cases (continued)

Case Name	Decided	Vote	Author	Ginsburg	Sotomayor	Kagan	Breyer	Kennedy	Roberts	Alito	Thomas	Scalia
Reynolds v. United States	January 23, 2012	7-2	Breyer									
National Meat Association v. Harris	January 23, 2012	9-0	Kagan									
Ryburn v. Huff	January 23, 2012	9-0	<i>Per Curiam</i>									
Kawashima v. Holder	February 21, 2012	6-3	Thomas									
Howes v. Fields	February 21, 2012	9-0	Alito									
Wetzel v. Lambert	February 21, 2012	6-3	<i>Per Curiam</i>									
Marmet Health Care Center v. Brown	February 21, 2012	9-0	<i>Per Curiam</i>									
Messerschmidt v. Millender	February 22, 2012	7-2	Roberts									
PPL Montana v. Montana	February 22, 2012	9-0	Kennedy									

Voting Alignment - All Cases (continued)

Case Name	Decided	Vote	Author	Ginsburg	Sotomayor	Kagan	Breyer	Kennedy	Roberts	Alito	Thomas	Scalia
Douglas v. Independent Living Center	February 22, 2012	5-4	Breyer									
Kurns v. Railroad Friction Products Corp.	February 29, 2012	6-3	Thomas									
Martel v. Clair	March 5, 2012	9-0	Kagan									
Martinez v. Ryan	March 20, 2012	7-2	Kennedy									
Coleman v. Court of Appeals of Maryland	March 20, 2012	5-4	Kennedy									
Mayo Collaborative Services v. Prometheus Labs	March 20, 2012	9-0	Breyer									
Roberts v. Sea-Land Services	March 20, 2012	8-1	Sotomayor									
Sackett v. Environmental Protection Agency	March 21, 2012	9-0	Scalia									
Missouri v. Frye	March 21, 2012	5-4	Kennedy									






























































Voting Alignment - All Cases (continued)

Case Name	Decided	Vote	Author	Ginsburg	Sotomayor	Kagan	Breyer	Kennedy	Roberts	Alito	Thomas	Scalia
Lafler v. Cooper	March 21, 2012	5-4	Kennedy									
Zivotofsky v. Clinton	March 26, 2012	8-1	Roberts									
Credit Suisse Securities v. Simmonds	March 26, 2012	8-0	Scalia						Recused			
Setser v. United States	March 28, 2012	6-3	Scalia									
Vartelas v. Holder	March 28, 2012	6-3	Ginsburg									
Federal Aviation Administration v. Cooper	March 28, 2012	5-3	Alito			Recused						
Florence v. Board of Chosen Freeholders	April 2, 2012	5-4	Kennedy									
Rehberg v. Paulk	April 2, 2012	9-0	Alito									
Filarsky v. Delia	April 17, 2012	9-0	Roberts									

Voting Alignment - All Cases (continued)

Case Name	Decided	Vote	Author	Ginsburg	Sotomayor	Kagan	Breyer	Kennedy	Roberts	Alito	Thomas	Scalia
Caraco Pharmaceutical Laboratories v. Novo Nordisk A/S	April 17, 2012	9-0	Kagan									
Kappos v. Hyatt	April 18, 2012	9-0	Thomas									
Mohamad v. Palestinian Authority	April 18, 2012	9-0	Sotomayor									
Wood v. Milyard	April 24, 2012	9-0	Ginsburg									
United States v. Home Concrete & Supply	April 25, 2012	5-4	Breyer									
Hall v. United States	May 14, 2012	5-4	Sotomayor									
Astrue v. Capato	May 21, 2012	9-0	Ginsburg									
Taniguchi v. Kan Pacific Saipan	May 21, 2012	6-3	Alito									
Holder v. Gutierrez	May 21, 2012	9-0	Kagan									

Voting Alignment - All Cases (continued)

Case Name	Decided	Vote	Author	Ginsburg	Sotomayor	Kagan	Breyer	Kennedy	Roberts	Alito	Thomas	Scalia
Blueford v. Arkansas	May 24, 2012	6-3	Roberts									
Freeman v. Quicken Loans, Inc.	May 24, 2012	9-0	Scalia									
RadLAX Gateway Hotel v. Amalgamated Bank	May 29, 2012	8-0	Scalia					Recused				
Coleman v. Johnson	May 29, 2012	9-0	<i>Per Curiam</i>									
Reichle v. Howards	June 4, 2012	8-0	Thomas			Recused						
Armour v. Indianapolis	June 4, 2012	6-3	Breyer									
Elgin v. Department of Treasury	June 11, 2012	6-3	Thomas									
Parker v. Williams	June 11, 2012	9-0	<i>Per Curiam</i>	