

Solicitor General Success at the Merits Stage

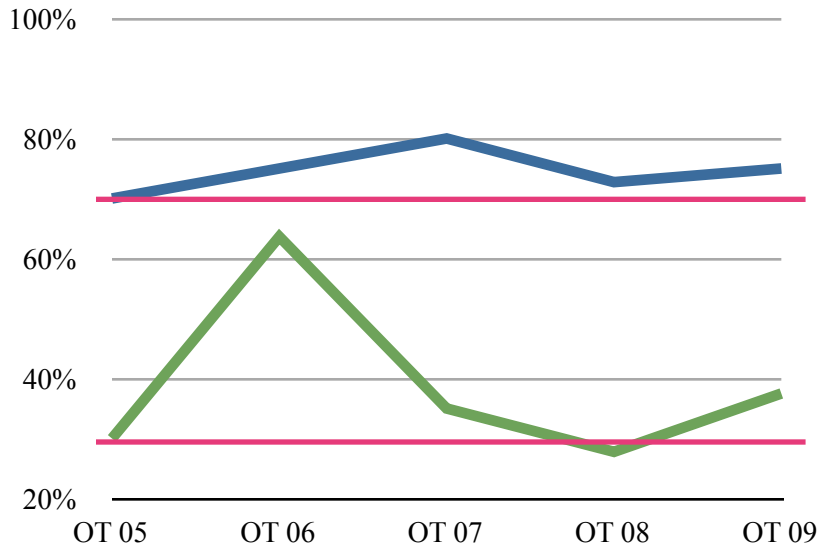
Solicitor General’s Success as a Party

| | OT 05 | OT 06 | OT 07 | OT 08 | OT 09 |
|-------------------|------------|------------|------------|------------|------------|
| Petitioner | 70% | 75% | 80% | 73% | 75% |
| Respondent | 30% | 64% | 35% | 28% | 38% |
| Overall | 50% | 70% | 50% | 45% | 50% |

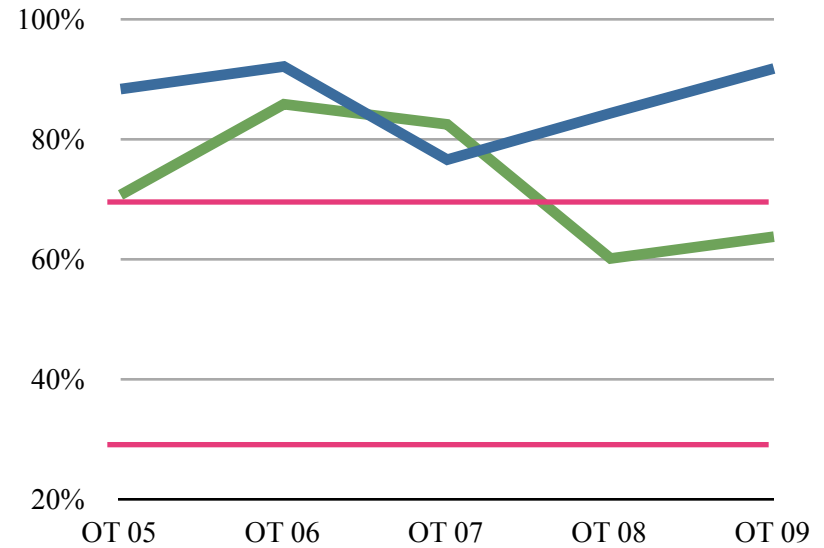
Solicitor General’s Success as *Amicus Curiae*

| | OT 05 | OT 06 | OT 07 | OT 08 | OT 09 |
|-------------------|------------|------------|------------|------------|------------|
| Petitioner | 88% | 92% | 76% | 84% | 92% |
| Respondent | 71% | 86% | 82% | 60% | 64% |
| Overall | 79% | 91% | 79% | 76% | 78% |

Success as a Party



Success as *Amicus*



| | |
|--------------|------------------------------------|
| — Petitioner | — Historical average of all cases* |
| — Respondent | 70% Petitioner; 30% Respondent |

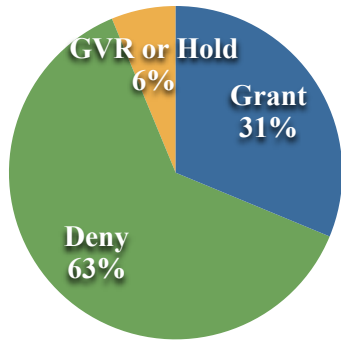
*The historical averages are an approximation of all cases on the Court’s docket in recent terms, including those in which the Solicitor General participated.

Solicitor General Success When Responding to Calls for the View of the Solicitor General (CVSG)

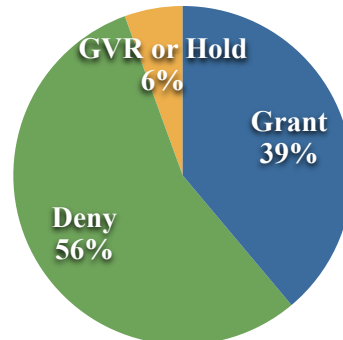
Overall Success (October Terms 2005-2009)

| Solicitor General Suggestion | Total | Success |
|------------------------------|------------|------------|
| Grant | 33 | 97% |
| Deny | 59 | 84% |
| GVR or Hold | 8 | 50% |
| Pending | 7 | |
| Total Calls* | 107 | 86% |

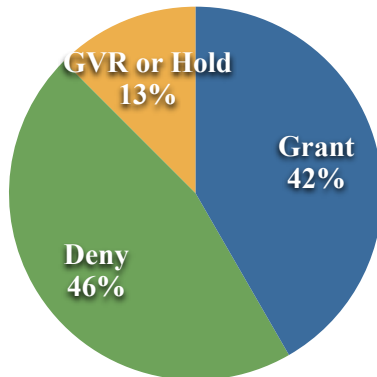
October Term 2005



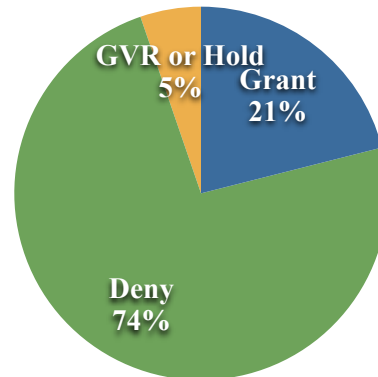
October Term 2006



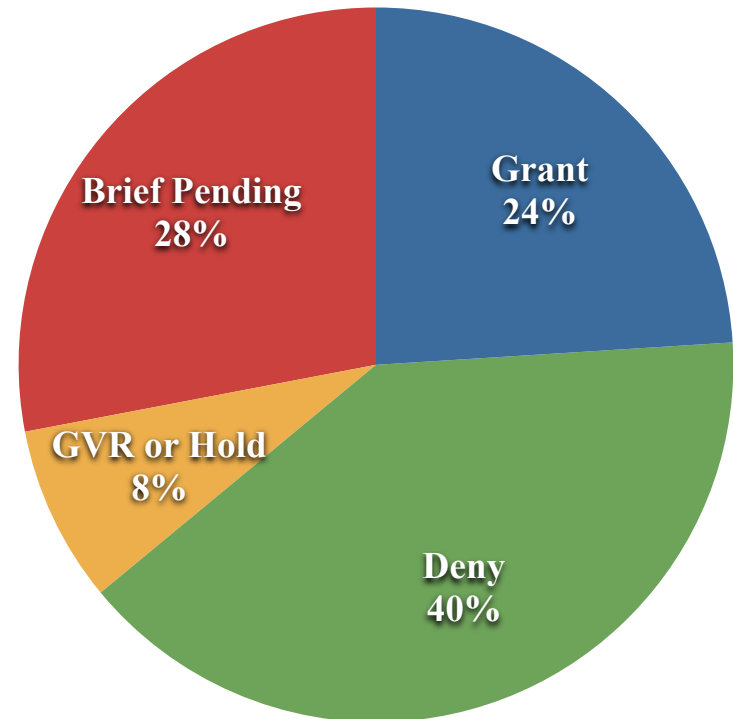
October Term 2007



October Term 2008



October Term 2009



*Calls that received a response but were dismissed under Rule 46 before the Court could take action on them are not included here.