

Stat Pack for October Term 2015

Index

Opinions by Sitting	2
Circuit Scorecards	3-4
Merits Cases by Vote Split	5
Make-Up of the Merits Docket	6
Term Index	7
Total Opinion Authorship	8
Total Opinions Over Time	9
Opinions Authored by Each Justice	10
Workload	11-14
Summary Reversals	15
Merits Opinions	16
Majority Opinion Authorship	17
Strength of the Majority	18
Unanimity	19-20
Frequency in the Majority	21
5-to-4 Cases	22-23
5-to-4 Case Majorities	24-25
Majority Opinion Distribution by Senior Justices	26-27
Justice Agreement - Tables	28-30
Justice Agreement - Highs and Lows	31
Time Between Cert. Grant and Oral Argument	32
Time Between Oral Argument and Opinion	33
Pace of Grants	34
Pace of Opinions	35
Grants Per Conference	36
Opinions Per Week	37
Oral Argument - Justices	38
Oral Argument - Advocates	39-40
Voting Alignment - All Cases	41-49
Voting Alignment - 5-4 Cases	50

Summary of the Term

Total Merits Opinions Released	80
+ Signed opinions after oral argument	63
+ Summary reversals	13
+ Affirmed 4-4	4

Total Merits Opinions Expected	80
+ Petitions granted and set for argument	76
+ Summary reversals	13
- Cases dismissed before oral argument	-1
- Cases dismissed after oral argument	-1
- Cases consolidated for decision	-7

Cases Set for Argument During OT16	29
------------------------------------	----

* You can find past Stat Packs here: <http://www.scotusblog.com/reference/stat-pack/>. A few matters regarding our methodology are worth mentioning at the outset. First, SCOTUSblog treats consolidated cases as a single case, as determined by the case with the lowest docket number (prior to the release of an opinion) or the case that is captioned with an opinion. To the extent that two cases are argued separately but later decided with only one opinion, we will remove one of the cases from this Stat Pack, except to include it in the Pace of Grants chart to maintain cross-conference comparisons. The most unusual way we manage these later-consolidated cases is to merge the oral argument data for the two cases. We combine the questions asked by each Justice in the separate oral argument proceedings into one “consolidated” session. Second, this Stat Pack frequently uses the term “merits opinions,” “merits docket,” or “merits cases.” Those three terms are used interchangeably, and signify the set of cases decided “on the merits.” Those cases include signed opinions after oral argument (the bulk of all merits cases), most per curiam opinions released after oral arguments, summary reversals (cases decided with per curiam opinions after the certiorari stage), and cases decided by an equally divided (4-4) Court. Cases that are dismissed as improvidently granted are not included in our tally of merits cases.

Suggested Citation: Kedar S. Bhatia, *Stat Pack for October Term 2015*, SCOTUSBLOG (June 29, 2016), http://www.scotusblog.com/wp-content/uploads/2016/06/SB_stat_pack_OT15.pdf.

Opinions by Sitting

Roberts	1	1	-	1	1	1	1	JGR	6						
Scalia	1	1	-	-	-	-	-	AS	2						
Kennedy	1	1	2	1	1	2	1	AMK	9						
Thomas	-	1	1	1	2	1	1	CT	7						
Ginsburg	1	1	1	1	1	2	1	RBG	8						
Breyer	1	1	2	1	1	1	1	SGB	8						
Alito	1	1	1	-	2	1	1	SAA	7						
Sotomayor	1	1	1	1	1	1	1	SMS	7						
Kagan	1	1	1	1	1	1	2	EK	8						
	October	November	December	January	February	March	April	Decided	69						
	Decided: 10 Remain: 0		Decided: 9 Remain: 0		Decided: 10 Remain: 0		Decided: 11 Remain: 0		Decided: 10 Remain: 0		Argued	69			
	Hawkins	PC	Spokeo	SAA	Green	SMS	Friedrichs	PC	Kingdomware	CT	Nabisco	SAA	Texas	PC	
	OBB	JGR	Foster	JGR	Musacchio	CT	Dunean		Strieff	CT	Wittman	SGB	Universal Health	CT	
	DirectTV	SGB	Lockhart	SMS	Menominee	SAA	Molina-Martinez	AMK	Taylor	SAA	Simmons	SMS	Bryant	RBG	
	Ocasio	SAA	Luna Torres	EK	Merrill Lynch	EK	Bank Markazi	RBG	Halo Elec.	JGR	Franklin	CT	Birchfield	SAA	
	Carr	AS	Shapiro	AS	Gobeille	AMK	Sanchez Valle	EK	Hughes	RBG	Zubik	PC	Encino	AMK	
	Gleason		Bruce	RBG	Dollar General	PC	Heffernan	SGB	Williams	AMK	CRST	AMK	Kirtsaeng	EK	
	Montgomery	AMK	Montanile	CT	Cal. Franchise	SGB	Americold	SMS	Voisine	EK	Betterman	RBG	Cuozzo	SGB	
	Hurst	SMS	Luis	SGB	Evenwel	RBG	Sturgeon	JGR	Husky Elec.	SMS	Sheriff	RBG	Dietz	SMS	
	Elec. Power	EK	Tyson	AMK	Harris	SGB	Parker	CT	Nichols	SAA	Ross	EK	Mathis	EK	
	Campbell-Ewald	RBG			Fisher	AMK			Whole Woman's	SGB	Hawkes	JGR	McDonnell	JGR	
											Welch	AMK			

Circuit Scorecard

October Term 2015

	Number	Percent	Decided	Aff'd	Rev'd	Aff'd %	Rev'd %	Aff'd 4-4
CA1	3	3%	3	2	1	67%	33%	-
CA2	6	7%	6	4	2	67%	33%	-
CA3	3	3%	3	1	2	33%	67%	-
CA4	6	7%	6	3	3	50%	50%	-
CA5	9	10%	9	2	5	29%	71%	2
CA6	4	5%	4	1	3	25%	75%	-
CA7	-	-	-	-	-	-	-	-
CA8	6	7%	6	3	2	60%	40%	1
CA9	11	13%	11	2	8	20%	80%	1
CA10	4	5%	4	1	3	25%	75%	-
CA11	3	3%	3	0	3	0%	100%	-
CA DC	4	5%	4	2	2	50%	50%	-
CA Fed	4	5%	4	1	3	25%	75%	-
State	20	23%	20	3	17	15%	85%	-
Dist. Court	3	3%	3	2	1	67%	33%	-
Original	1	1%	1	N/A	N/A	N/A	N/A	-
	87	100%	87	27	55	33%	67%	4

October Term 2016

	Number	Percent
CA1	1	3%
CA2	1	3%
CA3	1	3%
CA4	-	-
CA5	3	10%
CA6	2	7%
CA7	1	3%
CA8	1	3%
CA9	5	17%
CA10	-	-
CA11	3	10%
CA DC	3	10%
CA Fed	3	10%
State	3	10%
Dist. Court	2	7%
Original	-	-
	29	100%

* For the circuit scorecards only, we treated certain consolidated cases as separate decisions rather than as one. For consolidated cases that stemmed from different lower court decisions, such as the cases consolidated as *Zubik v. Burwell*, we counted the cases separately on this table to most accurately reflect the Supreme Court's treatment of the precedents below. For cases that were consolidated in the court below, such as the pair of petitions from the U.S. Court of Appeals for the First Circuit in *Puerto Rico v. Franklin California Tax-Free Trust*, we counted the Supreme Court's decision only once. Throughout the rest of the Stat Pack consolidated cases are uniformly treated as a single case.

Circuit Scorecard

This chart features affirmance and reversal rates for each circuit and each Justice. The first number is the number of times a particular Justice voted to affirm a decision of the court below and the second number is the number of times that Justice voted to vacate or reverse the decision below.

	Roberts	Scalia	Kennedy	Thomas	Ginsburg	Breyer	Alito	Sotomayor	Kagan	Total Votes	Overall Decisions
CA1	2 - 1	0 - 0	2 - 1	1 - 2	1 - 2	2 - 1	1 - 1	0 - 3	2 - 1	11 - 12	2 - 1
CA2	3 - 3	0 - 0	4 - 2	3 - 3	4 - 2	3 - 3	4 - 2	1 - 4	4 - 2	26 - 21	4 - 2
CA3	1 - 2	0 - 0	1 - 2	2 - 1	1 - 2	1 - 2	2 - 1	1 - 2	1 - 2	10 - 14	1 - 2
CA4	2 - 4	0 - 1	3 - 3	1 - 5	3 - 3	3 - 3	3 - 3	2 - 4	3 - 3	20 - 29	3 - 3
CA5	2 - 5	1 - 1	2 - 5	3 - 4	2 - 5	2 - 5	2 - 5	3 - 4	1 - 5	34 - 39	4 - 5
CA6	1 - 3	0 - 1	1 - 3	1 - 3	1 - 3	1 - 3	1 - 3	1 - 3	1 - 3	8 - 25	1 - 3
CA7	0 - 0	0 - 0	0 - 0	0 - 0	0 - 0	0 - 0	0 - 0	0 - 0	0 - 0	0 - 0	0 - 0
CA8	3 - 2	0 - 0	3 - 2	2 - 3	4 - 1	4 - 1	3 - 2	3 - 2	3 - 2	29 - 19	4 - 2
CA9	1 - 9	0 - 3	1 - 9	2 - 8	4 - 6	2 - 8	2 - 8	4 - 6	2 - 8	22 - 69	3 - 8
CA10	1 - 3	0 - 0	1 - 3	2 - 2	1 - 3	1 - 3	1 - 3	1 - 3	1 - 3	17 - 15	1 - 3
CA11	0 - 3	0 - 1	1 - 2	1 - 2	1 - 2	0 - 3	1 - 2	0 - 3	1 - 2	5 - 20	0 - 3
CA DC	2 - 2	3 - 0	2 - 2	3 - 1	2 - 2	2 - 2	2 - 1	2 - 2	2 - 2	28 - 6	2 - 2
CA Fed.	1 - 3	0 - 0	1 - 3	1 - 3	1 - 3	1 - 3	1 - 3	1 - 3	1 - 3	16 - 16	1 - 3
State Ct.	5 - 15	1 - 6	3 - 17	12 - 8	4 - 16	2 - 18	8 - 12	4 - 16	4 - 16	61 - 106	3 - 17
Dist. Court	2 - 1	0 - 0	2 - 1	2 - 1	2 - 1	2 - 1	2 - 1	2 - 1	2 - 1	16 - 8	2 - 1
Original	1 - 0	0 - 0	1 - 0	1 - 0	1 - 0	1 - 0	1 - 0	1 - 0	1 - 0	8 - 0	1 - 0
	27 - 56	5 - 13	28 - 55	37 - 46	32 - 51	27 - 56	34 - 47	26 - 56	29 - 53	311 - 399	32 - 55

Merits Cases by Vote Split

9-0 38 (48%)	8-1 9 (11%)	7-2 16 (20%)	6-3 9 (11%)	5-4 4 (5%)
Maryland v. Kulbicki (PC)	Mullenix v. Luna (PC)	FERC v. Elec. Power Supply (6-2)	DirectTV v. Imburgia	Williams v. Pennsylvania (5-3)
OBB Personenverkehr AG v. Sachs	Hurst v. Florida	Gobeille v. Liberty Mutual (6-2)	Campbell-Ewald v. Gomez	Nabisco v. Euro. Comm'y (4-3)
Shapiro v. McManus	Kansas v. Carr	Lockhart v. U.S. (6-2)	Montgomery v. Louisiana	Fisher v. Univ. of Texas (4-3)
White v. Wheeler (PC)	Montanile v. National Elevator Plan	Wearry v. Cain (PC) (6-2)	Luis v. U.S. (5-3)	Whole Woman's v. Hellerstedt (5-3)
Bruce v. Samuels	Welch v. U.S. (7-1)	Tyson v. Bouaphakeo (6-2)	Ocasio v. U.S. (5-3)	
Musacchio v. United States	Husky Elec. v. Ritz (7-1)	Cal. Franchise Tax Bd. v. Hyatt (6-2)	Luna Torres v. Lynch (5-3)	
Menominee Indian Tribe v. U.S.	Foster v. Humphrey (7-1)	Bank Markazi v. Peterson (6-2)	Utah v. Strieff (5-3)	
James v. Boise (PC)	Green v. Brennan (7-1)	Heffernan v. Paterson (6-2)	Birchfield v. North Dakota (5-3)	
Amgen v. Harris (PC)	Taylor v. U.S. (7-1)	Spokeo v. Robins (6-2)	Mathis v. U.S. (5-3)	
Americold v. Conagra (8-0)		Kernan v. Hinojosa (PC) (6-2)		
V.L. v. E.L. (PC) (8-0)		Lynch v. Arizona (PC) (6-2)		
Caetano v. Massachusetts (PC) (8-0)		Dietz v. Bouldin (6-2)		
Montana v. Wyoming (PC) (8-0)		Puerto Rico v. Sanchez Valle (6-2)		
Sturgeon v. Masica (8-0)		Puerto Rico v. Franklin (5-2)		
Nebraska v. Parker (8-0)		Encino Motorcars v. Navarro (6-2)		
Evenwel v. Abbott (8-0)		Voisine v. U.S. (6-2)		
Nichols v. U.S. (8-0)				
Woods v. Etherton (PC) (8-0)				
Hughes v. PPL EnergyPlus (8-0)				
Molina-Martinez v. U.S. (8-0)				
Harris v. AZ Indep. Comm'n (8-0)				
Sheriff v. Gillie (8-0)				
Merrill Lynch v. Manning (8-0)				
Zubik v. Burwell (PC) (8-0)				
CRST v. EEOC (8-0)				
Betterman v. Montana (8-0)				
Wittman v. Personhuballah (8-0)				
Army Corps v. Hawkes (8-0)				
Johnson v. Lee (PC) (8-0)				
Simmons v. Himmelreich (8-0)				
Ross v. Blake (8-0)				
Halo Elec. v. Pulse Elec. (8-0)				
U.S. v. Bryant (8-0)				
Kingdomware v. U.S. (8-0)				
Universal Health v. Escobar (8-0)				
Kirtsaeng v. John Wiley (8-0)				
Cuozzo v. Lee (8-0)				
McDonnell v. U.S. (8-0)				

Past Terms					
	9-0	8-1	7-2	6-3	5-4
OT09	47%	9%	15%	10%	19%
OT10	46%	12%	15%	5%	20%
OT11	45%	11%	8%	17%	20%
OT12	49%	5%	9%	8%	29%
OT13	66%	3%	10%	8%	14%
OT14	41%	7%	12%	15%	26%
Avg.	49%	8%	11%	11%	21%

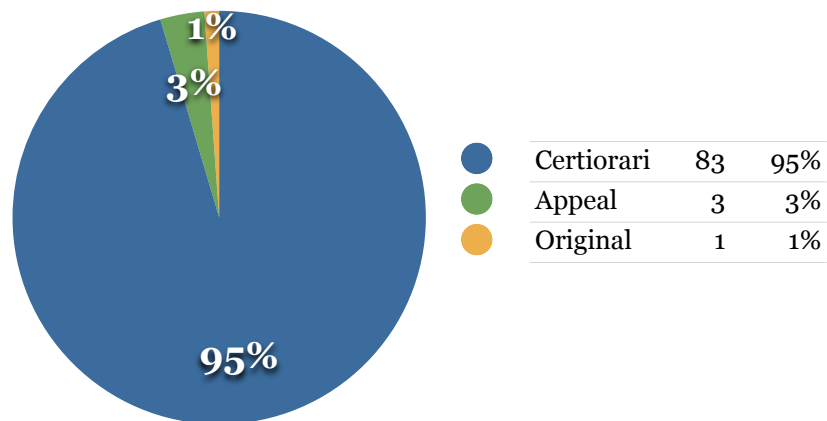
* We treat cases with eight or fewer votes as if they were decided by the full Court. For example, we treat *Lockhart v. United States*, which had only eight Justices voting, as a 7-2 case throughout much of this Stat Pack. For 8-0, 7-1, and 6-2 decisions, we simply assume that the recused Justice would have joined the majority. In cases that are decided 5-3, we would look at each case individually to decide whether it was more likely that the recused Justice would join the majority or the dissent. Our assumption that nine Justices voted in each case applies only to figures that treat each case as a whole, like the chart above, and not to figures that focus on the behavior of individual Justices, like our Justice Agreement charts. We have done our best to note where we assume a full Court and where we count only actual votes.

** For cases that are decided by a 5-4 vote, we provide information about whether the majority was made up of the most common conservative bloc (Roberts, Scalia, Kennedy, Thomas, and Alito), the most common liberal bloc (Kennedy, Ginsburg, Breyer, Sotomayor, and Kagan), or a more uncommon alignment. A conservative line-up is marked with a red square, a liberal line-up is marked with a blue square, and all others are marked with a yellow square.

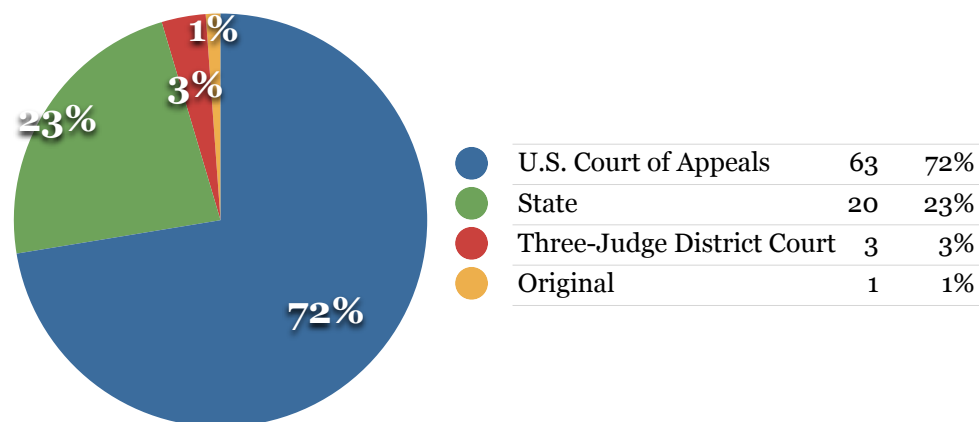
Make-Up of the Merits Docket

The following charts depict different characteristics of the cases that were released with merits opinions. These charts include information about cases disposed of with signed opinions, summary reversals, or those that were affirmed by an equally divided Court.

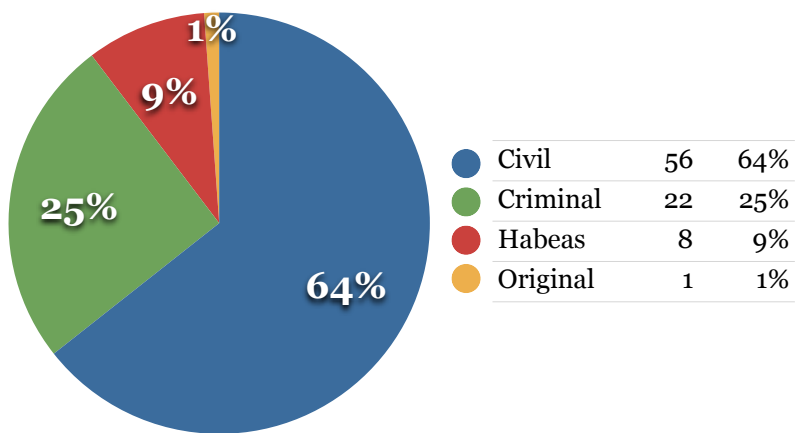
Source of Jurisdiction



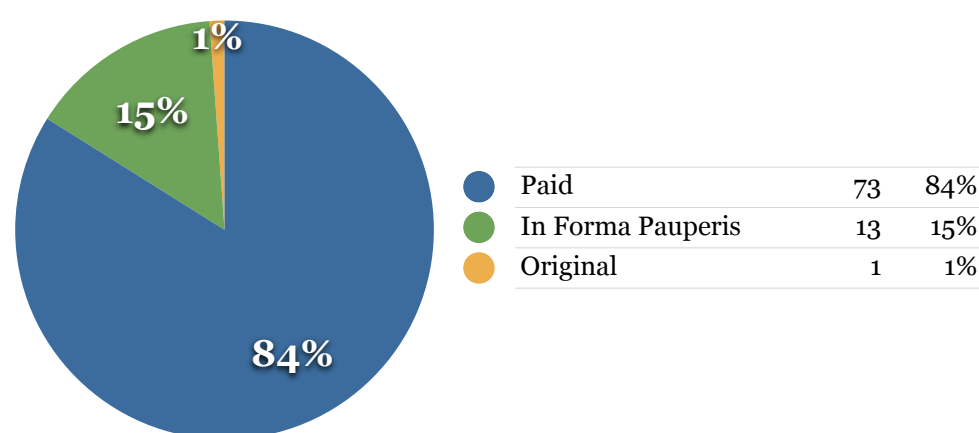
Court Below



Nature



Docket*



* Technically, all paid and *in forma pauperis* cases have been on the same docket since 1971, with paid cases beginning each year with case number 1, and IFP cases beginning at number 5001. Accordingly, the first paid case of this Term was numbered 15-1 and the first IFP case was numbered 15-5001. Original cases remain on a separate docket and follow a separate numbering convention. For more information on the dockets, see EUGENE GRESSMAN ET AL., SUPREME COURT PRACTICE 55-56 (9th ed. 2007).

Term Index

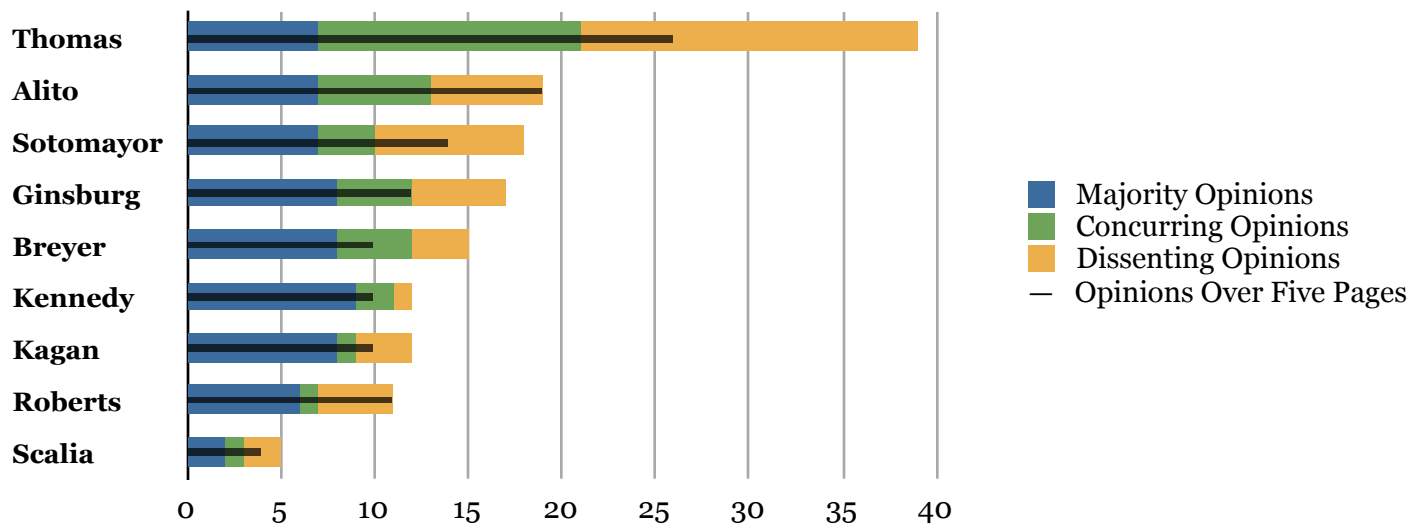
This chart includes a summary of the cases for the Term including (1) majority opinion author, (2) vote, (3) days between argument and opinion, (4) judgment, and (5) court below. For each sitting, the chart provides the number of majority opinions written by each Justice and the average number of days between argument and opinion for that Justice's majority opinions.

October										November										December												
1	Hawkins		4-4	169d	A	CA8	JGR	1	57d	Spokeo	SAA	6-2	196d	R	CA9	JGR	1	203d	Green	SMS	7-1	175d	R	CA10	JGR	0						
2	OB	JGR	9-0	57d	R	CA9	AS	1	105d	Foster	JGR	7-1	203d	R	ST	AS	1	34d	Musacchio	CT	9-0	56d	A	CA5	AS	0						
3	DirectTV	SGB	6-3	69d	R	ST	AMK	1	104d	Lockhart	SMS	6-2	119d	A	CA2	AMK	1	133d	Menominee	SAA	9-0	55d	A	CADC	AMK	2	144d					
4	Ocasio	SAA	5-3	209d	A	CA4	CT	0		Luna Torres	EK	5-3	198d	A	CA2	CT	1	72d	Merrill Lynch	EK	8-0	167d	A	CA3	CT	1	56d					
5	Carr	AS	8-1	105d	R	ST	RBG	1	98d	Shapiro	AS	9-0	34d	R	CA4	RBG	1	69d	Gobeille	AMK	6-2	90d	A	CA2	RBG	1	118d					
6	Gleason				R	ST	SGB	1	69d	Bruce	RBG	9-0	69d	A	CADC	SGB	1	141d	Dollar General		4-4	199d	A	CA5	SGB	2	134d					
7	Montgomery	AMK	6-3	104d	R	ST	SAA	1	209d	Montanile	CT	8-1	72d	R	CA11	SAA	1	196d	Cal. Franchise	SGB	6-2	134d	R	ST	SAA	1	55d					
8	Hurst	SMS	8-1	91d	R	ST	SMS	1	91d	Luis	SGB	5-3	141d	R	CA11	SMS	1	119d	Evenwel	RBG	8-0	118d	A	USDC	SMS	1	175d					
9	Elec. Power	EK	6-2	103d	R	CADC	EK	1	103d	Tyson	AMK	6-2	133d	A	CA8	EK	1	198d	Harris	SGB	8-0	134d	A	USDC	EK	1	167d					
10	Campbell-Ewald	RBG	6-3	98d	A	CA9	Total	10								Total	9		Fisher	AMK	4-3	197d	A	CA5	Total	10						
11							Expect.	10								Expect.	9								Expect.	10						
12							Avg.	112d								Avg.	129d								Avg.	133d						
January										February										March												
1	Friedrie		4-4	78d	A	CA9	JGR	1	62d	Kingdomware	CT	8-0	115d	R	CAFC	JGR	1	111d	Nabisco	SAA	4-3	91d	R	CA2	JGR	1	62d					
2	Dunean				-	CA7	AS	0		Strieff	CT	5-3	119d	R	ST	AS	0		Wittman	SGB	8-0	63d	R	USDC	AS	0						
3	Molina-Martinez	AMK	8-0	99d	R	CA5	AMK	1	99d	Taylor	SAA	7-1	118d	A	CA4	AMK	1	101d	Simmons	SMS	8-0	76d	A	CA6	AMK	2	36d					
4	Bank Markazi	RBG	6-2	98d	A	CA2	CT	1	62d	Halo Elec.	JGR	8-0	111d	R	CAFC	CT	2	117d	Franklin	CT	5-2	83d	A	CA1	CT	1	83d					
5	Sanchez Valle	EK	6-2	148d	A	ST	RBG	1	98d	Hughes	RBG	8-0	55d	A	CA4	RBG	1	55d	Zubik	PC	8-0	54d	R	CA3	RBG	2	50d					
6	Heffernan	SGB	6-2	98d	R	CA3	SGB	1	98d	Williams	AMK	5-3	101d	R	ST	SGB	1	117d	CRST	AMK	8-0	52d	R	CA8	SGB	1	63d					
7	Americold	SMS	8-0	48d	A	CA10	SAA	0		Voisine	EK	6-2	119d	A	CA1	SAA	2	76d	Betterman	RBG	8-0	52d	A	ST	SAA	1	91d					
8	Sturgeon	JGR	8-0	62d	R	CA9	SMS	1	48d	Husky Elec.	SMS	7-1	76d	R	CA5	SMS	1	76d	Sheriff	RBG	8-0	48d	R	CA6	SMS	1	76d					
9	Parker	CT	8-0	62d	A	CA8	EK	1	148d	Nichols	SAA	8-0	34d	R	CA10	EK	1	119d	Ross	EK	8-0	69d	R	CA4	EK	1	69d					
10							Total	9		Whole Woman's	SGB	5-3	117d	R	CA5	Total	10		Hawkes	JGR	8-0	62d	A	CA8	Total	11						
11							Expect.	9								Expect.	10		Welch	AMK	7-1	19d	R	CA11	Expect.	11						
12							Avg.	87d								Avg.	97d								Avg.	61d						
April										Summary Reversal										Total												
1	Texas		4-4	66d	A	CA5	JGR	1	61d	Kulbicki	PC	9-0	-	R	ST				Roberts	6	93d			Cases Dismissed		7						
2	Universal Health	CT	8-0	58d	R	CA1	AS	0		Mullenix	PC	8-1	-	R	CA5				Scalia	2	70d			After Oral Arg.								
3	Bryant	RBG	8-0	55d	R	CA9	AMK	1	61d	White	PC	9-0	-	R	CA6				Kennedy	9	95d											
4	Birchfield	SAA	5-3	64d	R	ST	CT	1	58d	James	PC	9-0	-	R	ST				Thomas	7	81d											
5	Encino	AMK	6-2	61d	R	CA9	RBG	1	55d	Amgen	PC	9-0	-	R	CA9				Ginsburg	8	74d											
6	Kirtsaeng	EK	8-0	52d	R	CA2	SGB	1	56d	Wearry	PC	6-2	-	R	ST				Breyer	8	102d											
7	Cuozzo	SGB	8-0	56d	A	CAFC	SAA	1	64d	V.L.	PC	8-0	-	R	ST				Alito	7	110d											
8	Dietz	SMS	6-2	44d	A	CA9	SMS	1	44d	Caetano	PC	8-0	-	R	ST				Sotomayor	7	90d											
9	Mathis	EK	5-3	58d	R	CA8	EK	2	55d	Woods	PC	8-0	-	R	CA6				Kagan	8	114d											
10	McDonnell	JGR	8-0	61d	R	CA4	Total	10		Montana	PC	8-0	-	R	Orig				Summary Rev.	13												
11							Expect.	10		Kernan	PC	6-2	-	R	CA9				Cases Disposed	82												
12							Avg.	58d		Johnson	PC	8-0	-	R	CA9				Expected	82												
13										Lynch	PC	6-2	-	R	ST				Percent Decided	100%												
14																			Average Time	95d												

Total Opinion Authorship

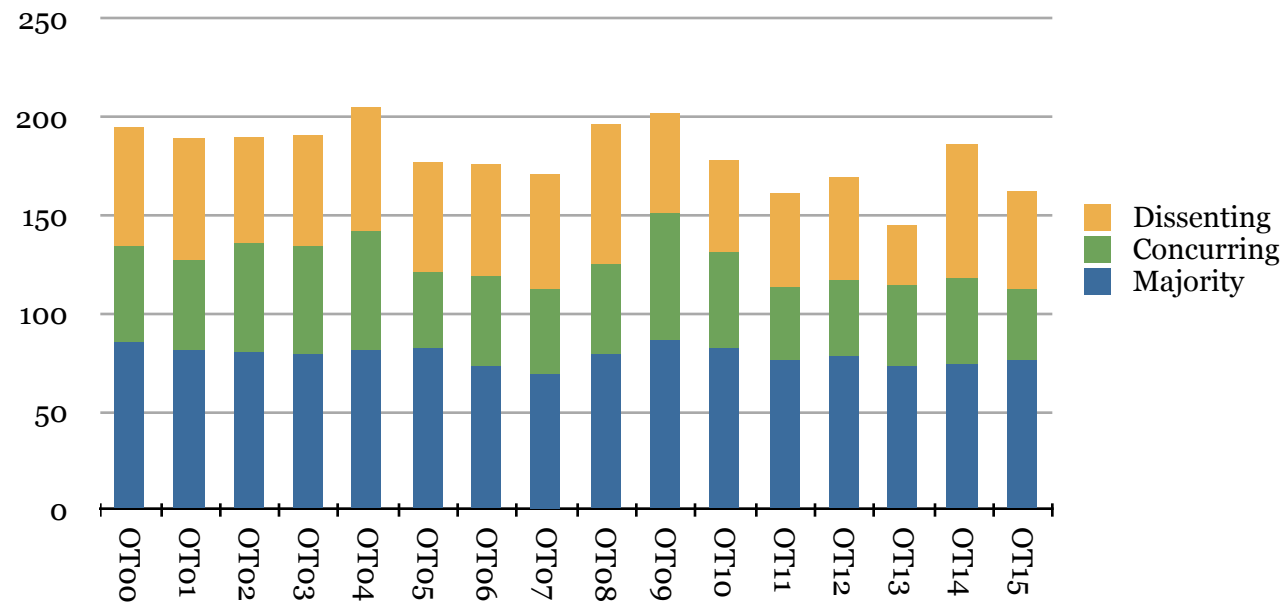
The number of opinions five pages or longer is included in parentheses and represented by a black line in the chart below.

	Total Opinions	Majority Opinions	Concurring Opinions	Dissenting Opinions
Roberts	11 (11)	6 (6)	1 (1)	4 (4)
Scalia	5 (4)	2 (2)	1 (0)	2 (2)
Kennedy	12 (10)	9 (9)	2 (0)	1 (1)
Thomas	39 (26)	7 (7)	14 (5)	18 (14)
Ginsburg	17 (12)	8 (8)	4 (0)	5 (4)
Breyer	15 (10)	8 (7)	4 (1)	3 (2)
Alito	19 (19)	7 (7)	6 (6)	6 (6)
Sotomayor	18 (14)	7 (7)	3 (0)	8 (7)
Kagan	12 (10)	8 (8)	1 (0)	3 (2)
Per Curiam	14 (8)	14 (8)	- (-)	- (-)
	162 (124)	76 (69)	36 (13)	50 (42)



Total Opinions Over Time

Term	Majority Opinions	Concurring Opinions	Dissenting Opinions	Total Opinions
OT00	85	49	61	195
OT01	81	46	62	189
OT02	80	56	54	190
OT03	79	55	57	191
OT04	81	61	63	205
OT05	82	39	56	177
OT06	73	46	57	176
OT07	69	43	59	171
OT08	79	46	71	196
OT09	86	65	51	202
OT10	82	49	47	178
OT11	76	37	48	161
OT12	78	39	52	169
OT13	73	41	32	146
OT14	74	44	68	186
OT15	76	36	50	162
Average	78	47	56	181



Opinions Authored by Each Justice

		Roberts	Scalia	Kennedy	Thomas	Ginsburg	Breyer	Alito	Sotomayor	Kagan	PC	
Majority Opinions	1	OB	Shapiro	Montgomery	Montanile	Bruce	DirectTV	Menominee	Hurst	Elec. Power	Kulbicki	76
	2	Sturgeon	Carr	Gobeille	Musacchio	Campbell-Ewald	Luis	Nichols	Lockhart	Merrill Lynch	Mullenix	
	3	Foster		Tyson	Parker	Evenwel	Cal. Franchise	Ocasio	Americold	Luna Torres	White	
	4	Hawkes		Welch	Franklin	Hughes	Harris	Spokeo	Husky Elec.	Ross	James	
	5	Halo Elec.		Molina-Martinez	Kingdomware	Bank Markazi	Heffernan	Taylor	Green	Sanchez Valle	Amgen	
	6	McDonnell		CRST	Universal Health	Sheriff	Wittman	Nabisco	Simmons	Kirtsaeng	Wearry	
	7			Williams	Strieff	Betterman	Cuozzo	Birchfield	Dietz	Mathis	V.L.	
	8			Encino		Bryant	Whole Woman's			Voisine	Caetano	
	9			Fisher							Montana	
	10										Woods	
	11										Zubik	
	12										Kernan	
	13										Johnson	
	14										Lynch	
	15											
	16											
Concurring Opinions	1	Tyson	Mullenix	Hawkes	Campbell-Ewald	Hawkes	Hurst	Caetano	Hughes	Hawkes		36
	2			Mathis	Gobeille	Sanchez Valle	Ocasio	Evenwel	Zubik			
	3				Luis	Encino	Ross	Molina-Martinez	Betterman			
	4				Evenwel	Whole Woman's	Halo Elec.	Foster				
	5				Hughes			Green				
	6				Spokeo			Cuozzo				
	7				Merrill Lynch							
	8				CRST							
	9				Betterman							
	10				Ross							
	11				Sanchez Valle							
	12				Bryant							
	13				Cuozzo							
	14				Mathis							
	15											
	16											
Dissenting Opinions	1	Campbell-Ewald	Montgomery	Luis	DirectTV	DirectTV	Sanchez Valle	Hurst	Mullenix	Lockhart		50
	2	Cal. Franchise	Elec. Power		Montgomery	Montanile	Nabisco	Campbell-Ewald	Carr	Luis		
	3	Bank Markazi			Tyson	Gobeille	Mathis	Wearry	Ocasio	Strieff		
	4	Williams			Welch	Spokeo		Fisher	Kernan			
	5				Heffernan	Nabisco		Mathis	Luna Torres			
	6				Ocasio			Whole Woman's	Franklin			
	7				Husky Elec.				Strieff			
	8				Foster				Birchfield			
	9				Green							
	10				Lynch							
	11				Williams							
	12				Dietz							
	13				Encino							
	14				Taylor							
	15				Fisher							
	16				Birchfield							
	17				Whole Woman's							
	18				Voisine							
	19											
	20											
Total		11	5	12	39	17	15	19	18	12	14	162

Workload - Opinions Released Each Week

The chart below demonstrates how many opinions were released by each Justice during each opinion week.

		October			November			December			January			February			March			April			May			June				Total
		#1	#2	#3	#1	#2	#3	#1	#2	#3	#1	#2	#3	#1	#2	#3	#1	#2	#3	#1	#2	#3	#1	#2	#3	#1	#2	#3	#4	
JGR	Majority							1									1					1	1			1				6
	Concurring																1													1
	Dissenting										1								2						1					4
	Total							1			1						2			2			1	1		1	1		1	11
AS	Majority							1			1																			2
	Concurring																													1
	Dissenting												2																	2
	Total										1		2																	5
AMK	Majority										1			1			1			2		1			1		2			9
	Concurring																						1			1				2
	Dissenting															1														1
	Total										1			1			1	1		2		1		1		1		3		12
CT	Majority										1	1					1									3	1			7
	Concurring										1							1	1						2	1		2		14
	Dissenting									1			1				1		1	1	1		1	2	1	2		4	2	18
	Total									1		2	2		1		2	1	1	2	1	1	5	2	1	4	4	7	2	39
RBG	Majority										1	1						1	2			2				1				8
	Concurring																							1			1	1		4
	Dissenting									1		1			1							1					1			5
	Total									1	1	2		1				1	2			3		1		1	1	2	1	17
SGB	Majority							1									1			2	1		1				1	1		8
	Concurring																													4
	Dissenting																								1	1		2		3
	Total									1	1						1			2	1	1		1		2	1	3	1	15
SAA	Majority										1							1		1		1					3			7
	Concurring																1		1					2			1			6
	Dissenting										1	1			1											2	1			6
	Total										1	1	1		1		1		2	1		1	1	2			6	1		19
SMS	Majority							1						1	1							1	1			2				7
	Concurring																													3
	Dissenting																									1	2			8
	Total										1	1			1					1		1	5	1		2	1	2		18
EK	Majority										1											2				2	1	1	1	8
	Concurring																							1						1
	Dissenting																										1			3
	Total										1				1							2		1		2	1	2	1	12

Workload - Opinions Outstanding At Any Given Time

		October			November			December			January			February			March			April			May			June				Total	
		#1	#2	#3	#1	#2	#3	#1	#2	#3	#1	#2	#3	#1	#2	#3	#1	#2	#3	#1	#2	#3	#1	#2	#3	#4					
JGR	Majority		1	1	1	2	2	2	1	1	1	1	1	2	2	3	3	3	2	3	3	3	4	4	4	3	2	2	1	1	6
	Concurring						1	1	1	1	1	1	1	1	1	1	1	1													1
	Dissenting			1	1	1	1	1	1	2	2	3	2	2	2	3	3	3	3	3	1	1	1	1	1	1					4
	Total		1	2	2	3	4	4	3	4	4	5	5	5	6	7	7	5	6	6	4	5	5	5	4	3	2	1	1	11	
AS	Majority		1	1	1	2	2	2	2	2	1	1	1																		2
	Concurring																														1
	Dissenting			2	2	2	2	2	2	2	2	2	2	2																	2
	Total		1	3	3	4	4	4	4	3	3	3	2																		5
AMK	Majority			1	1	1	2	2	3	4	4	5	5	4	4	4	4	3	5	5	4	4	4	4	3	3	3	2	2		9
	Concurring																		1	1	1	2	2	2	2	1	1	1			2
	Dissenting						1	1	1	1	1	1	1	1	1	1	1	1													1
	Total			1	1	1	3	3	4	5	5	6	6	5	5	5	5	4	6	6	5	6	6	5	5	4	3	3			12
CT	Majority						1	1	2	2	2	2	2	1	3	3	3	3	3	3	4	4	4	4	4	4	4	1			7
	Concurring			1	1	2	3	3	5	6	6	7	6	6	7	6	6	6	8	7	7	9	9	5	5	5	3	2			14
	Dissenting		2	3	3	4	5	5	6	7	6	6	7	6	7	11	11	10	11	11	12	12	11	10	8	8	6	6	2		18
	Total		2	4	4	6	9	9	13	15	14	15	15	13	17	20	20	19	22	21	23	25	24	19	17	17	13	9	2		39
RBG	Majority			1	1	2	2	2	2	3	3	3	2	2	3	3	3	5	4	3	3	3	3	1	1	1	1				8
	Concurring											1	1	1	1	1	2	2	2	3	3	4	4	4	4	3	2	2	1		4
	Dissenting		1	1	1	2	3	3	4	4	3	3	2	2	2	1	1	2	2	2	2	2	2	1	1	1	1	1			5
	Total		1	2	2	4	5	5	6	7	6	7	5	5	6	6	6	7	10	9	9	9	9	6	6	5	4	3	1		17
SGB	Majority		1	1	1	1	2	2	2	4	3	3	4	4	4	5	5	6	5	5	3	3	3	3	2	2	2	2	1		8
	Concurring		1	2	2	2	2	2	2	2	2	1	1	1	2	2	2	3	3	3	3	3	2	2	2	2	1				4
	Dissenting											1	1	1	1	1	1	2	2	2	3	3	3	3	3	2	2			3	
	Total		2	3	3	3	4	4	4	6	5	5	6	6	7	8	8	10	10	10	8	9	8	8	7	7	5	4	1		15
SAA	Majority		1	1	1	2	2	2	3	3	3	3	3	2	3	4	4	5	5	4	5	5	4	3	3	3	3				7
	Concurring					1	1	1	2	3	3	4	4	4	4	4	4	4	4	3	2	3	3	3	1	1	1	1			6
	Dissenting			2	2	2	2	2	2	3	3	2	1	1	1	2	2	2	2	2	2	3	3	3	3	3	3	3	1		6
	Total		1	3	3	5	5	5	7	9	9	9	8	7	8	10	10	11	11	9	9	11	10	9	7	7	7	7	1		19
SMS	Majority			1	1	2	2	2	3	3	3	2	3	3	3	3	2	3	3	3	3	4	4	3	2	2					7
	Concurring														1	1	1	2	3	3	2	2	2							3	
	Dissenting		2	2	2	3	3	3	3	3	3	3	2	2	2	3	3	4	4	4	5	5	4	3	3	3	3	2			8
	Total		2	3	3	5	5	5	6	6	6	5	5	5	7	7	6	9	10	10	10	11	10	6	5	5	3	2			18
EK	Majority			1	1	2	2	2	3	3	3	4	4	3	3	4	4	4	5	5	5	7	7	5	5	5	3	2	1		8
	Concurring																		1	1	1	1	1	1	1					1	
	Dissenting					1	2	2	2	2	2	2	2	2	3	2	2	2	1	1	1	1	1	1	1	1	1	1			3
	Total			1	1	3	4	4	5	5	5	6	6	5	6	6	6	6	7	7	7	9	9	7	7	6	4	3	1		12

Workload - Slip Pages Released Each Week

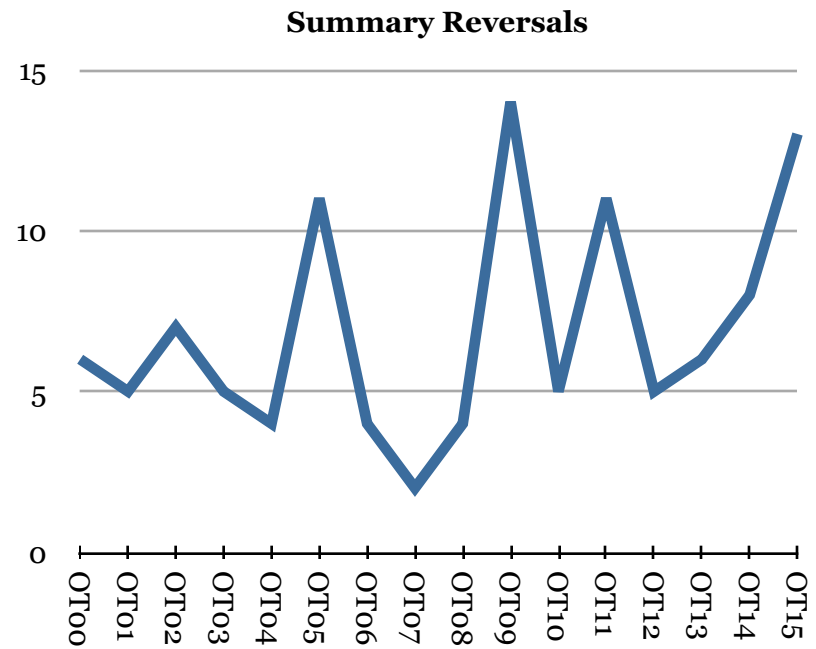
		October			November			December			January			February			March			April			May			June				Total
		#1	#2	#3	#1	#2	#3	#1	#2	#3	#1	#2	#3	#1	#2	#3	#1	#2	#3	#1	#2	#3	#1	#2	#3	#1	#2	#3	#4	
JGR	Majority							11									16						25	10		15		28		105
	Concurring																6													6
	Dissenting										10								26						8					44
Total								11			10						22			26			25	10	8	15		28		155
AS	Majority							8			18																			26
	Concurring																													2
	Dissenting											25																		25
Total								8			18	25																		53
AMK	Majority										22			13			17			31			16			14		32		145
	Concurring																							2			2			4
	Dissenting																17													17
Total											22			13			17	17		31			16		2	14		34		166
CT	Majority										15	11					12									46	10			94
	Concurring										7			4				12	18	2			20			2	4	4		73
	Dissenting									1		10					15			15	7	6	8	27	4	20		26	35	174
Total								1			22	21		4			27	12	18	17	7	6	28	27	4	22	50	40	35	341
RBG	Majority										8	15					19	39				22				16				119
	Concurring																							2			3	2		9
	Dissenting									14		1		16									6				9			46
Total								14		8	16		16				19	39				28		2	2	16	12	2		174
SGB	Majority							11									16			11	8		6				20	40		112
	Concurring										1															1	5			9
	Dissenting																								14		16			30
Total								11		1							16			11	8	2	6			15	5	36	40	151
SAA	Majority										9						8			18			11				75			121
	Concurring																10	13	7					25			14			69
	Dissenting									5	5		8														60	43		121
Total										5	5	9	8			10		21	7		18	11	25				149	43		311
SMS	Majority									10				15	6							11	17		22					81
	Concurring																					6								9
	Dissenting										10									3		11	18			10	31			87
Total										10	10		15	6					3		11	35	17		22	10	31			177
EK	Majority										34											39			33	12	19	12		149
	Concurring																													1
	Dissenting												17			3											6			26
Total											34		17		3							39		1	33	12	25	12		176

Workload - Slip Pages Outstanding At Any Given Time

		October			November			December			January			February			March			April			May			June				Total		
		#1	#2	#3	#1	#2	#3	#1	#2	#3	#1	#2	#3	#1	#2	#3	#1	#2	#3	#1	#2	#3	#1	#2	#3	#4						
JGR	Majority		11	11	11	36	36	36	25	25	25	25	25	41	41	56	56	56	40	50	50	50	78	78	78	53	43	43	28	28	105	
	Concurring						6	6	6	6	6	6	6	6	6	6	6	6													6	
	Dissenting			10	10	10	10	10	10	19	19	36	26	26	26	34	34	34	34	34	8	8	8	8	8	8	8				44	
	Total		11	21	21	46	52	52	41	50	50	67	73	73	88	96	96	74	84	84	58	86	86	86	61	51	43	28	28	155		
AS	Majority		18	18	18	26	26	26	26	26	18	18																			26	
	Concurring																														2	
	Dissenting			25	25	25	25	25	25	25	25	25	25																		25	
	Total		18	43	43	51	51	51	51	43	43	43	25																		53	
AMK	Majority			22	22	22	39	39	52	72	72	88	88	66	66	67	67	50	81	81	62	62	62	62	46	46	46	32	32			145
	Concurring																	2	2	2	4	4	4	4	4	4	2	2	2		4	
	Dissenting						17	17	17	17	17	17	17	17	17	17	17	17													17	
	Total			22	22	22	56	56	69	89	89	105	105	83	83	84	84	67	83	83	64	66	66	50	50	48	34	34			166	
CT	Majority						15	15	26	26	26	26	23	12	35	35	35	38	38	38	56	56	56	56	56	56	56	10				94
	Concurring			7	7	14	26	26	40	58	58	59	52	52	54	50	50	50	42	24	26	30	30	10	10	10	8	4				73
	Dissenting		7	17	17	32	47	47	59	60	59	59	66	56	71	130	130	115	130	130	125	122	116	108	81	81	61	61	35			174
	Total		7	24	24	46	88	88	125	144	143	144	141	120	160	215	215	203	210	192	207	208	202	174	147	147	125	75	35		341	
RBG	Majority			15	15	23	23	23	23	23	42	42	58	43	43	58	58	58	80	61	38	38	38	16	16	16	16					119
	Concurring											2	2	2	2	4	4	4	6	6	9	9	9	9	9	9	7	5	5	2	9	
	Dissenting		14	14	14	20	21	21	37	37	23	23	22	22	22	6	6	15	15	15	15	15	15	9	9	9	9	9	9			46
	Total		14	29	29	43	44	44	60	79	65	83	67	67	82	68	68	77	101	82	62	62	62	34	34	32	30	14	2		174	
SGB	Majority		11	11	11	11	27	27	27	38	27	27	35	35	35	75	75	81	65	65	54	66	66	66	60	60	60	60	40			112
	Concurring		2	3	3	3	3	3	3	3	3	2	2	2	7	7	7	7	8	8	8	8	6	6	6	6	5				9	
	Dissenting											14	14	14	14	14	14	16	16	16	30	30	30	30	30	30	16	16			30	
	Total		13	14	14	14	30	30	30	41	30	43	51	51	56	96	96	104	89	89	78	104	102	102	96	96	81	76	40		151	
SAA	Majority		18	18	18	29	29	29	38	38	38	38	38	29	38	46	46	74	74	66	104	104	86	75	75	75	75	75				121
	Concurring					10	10	10	25	38	38	45	45	45	45	45	45	45	45	32	25	39	39	39	14	14	14	14				69
	Dissenting			10	10	10	10	10	10	61	61	56	51	51	51	94	94	94	94	94	94	103	103	103	103	103	103	103	43			121
	Total		18	28	28	49	49	49	73	137	137	139	134	125	134	185	185	213	213	192	223	246	228	217	192	192	192	192	43			311
SMS	Majority			10	10	25	25	25	42	42	42	32	38	38	38	34	28	37	37	37	37	50	50	39	22	22					81	
	Concurring														3	3	3	7	9	9	6	6	6	6							9	
	Dissenting		21	21	21	36	36	36	36	36	36	36	26	26	38	38	38	48	48	48	67	67	56	41	41	41	41	31			87	
	Total		21	31	31	61	61	61	78	78	78	68	64	64	79	75	69	92	94	94	110	123	112	80	63	63	41	31			177	
EK	Majority			34	34	55	55	55	73	73	73	73	91	91	91	57	57	69	69	69	84	84	84	115	115	76	76	76	43	31	12	149
	Concurring																			1	1	1	1	1	1	1					1	
	Dissenting					17	20	20	20	20	20	20	20	20	26	9	9	9	6	6	6	6	6	6	6	6	6	6			26	
	Total			34	34	72	75	75	93	93	93	111	111	77	83	78	78	78	91	91	91	122	122	83	83	82	49	37	12		176	

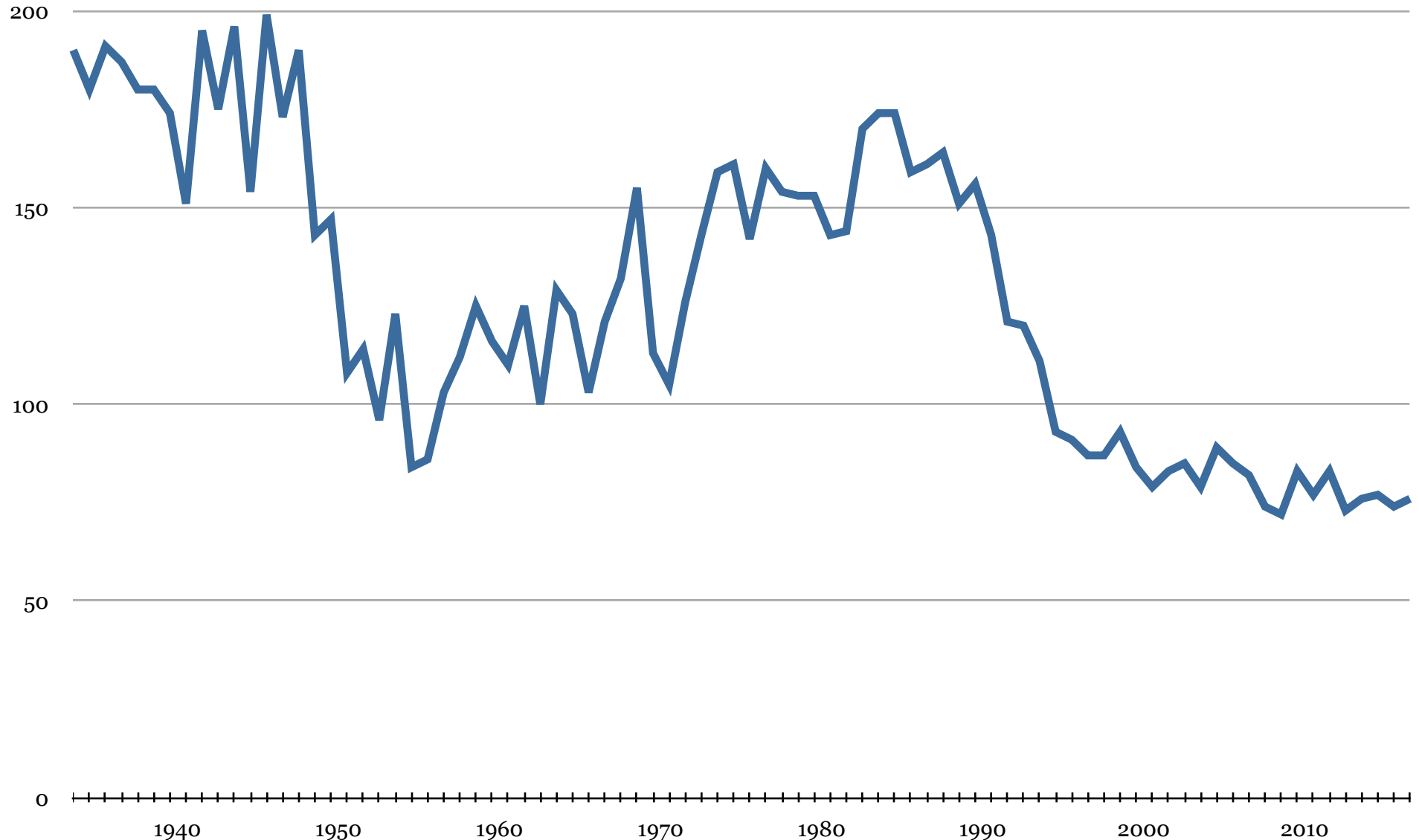
Summary Reversals

Term	Signed Opinions After Oral Argument	Summary Reversals	Total
OT00	79	6	85
OT01	76	5	81
OT02	73	7	80
OT03	74	5	79
OT04	76	4	80
OT05	71	11	82
OT06	68	4	72
OT07	69	2	71
OT08	75	4	79
OT09	72	14	86
OT10	77	5	82
OT11	65	11	76
OT12	73	5	78
OT13	67	6	73
OT14	66	8	74
OT15	63	13	76
Average	72	7	78



Merits Opinions

This chart places the number of merits opinions from OT15 into historical perspective. The Court released eighty merits opinions, including sixty-three signed opinions, which is a dramatic decline from only a few decades ago. Except for the data from OT15, the data in this chart is drawn from the Supreme Court's annual Journals, which have included useful statistics since the 1930s. This chart displays the number of cases disposed of by signed opinion and, unlike most of the tables and graphs in our Stat Pack, counts cases consolidated as separate decisions. The chart runs from October Term 1932 to October Term 2015.

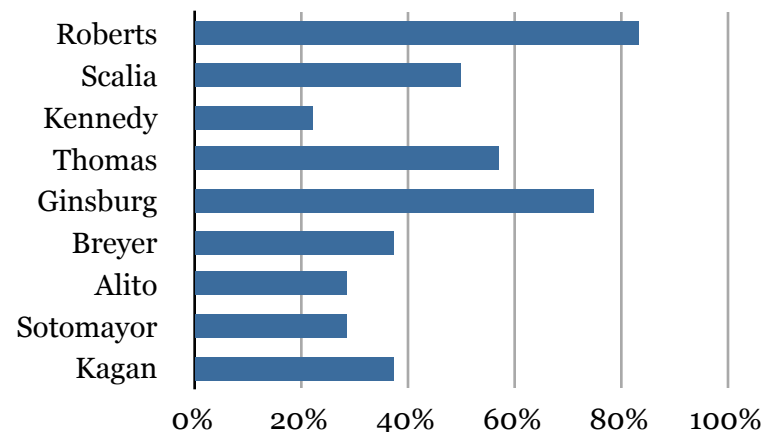


Majority Opinion Authorship

Majority Opinions Authored

	Total	9-0	8-1	7-2	6-3	5-4	Average Strength of the Majority
Roberts	6	5	1	-	-	-	8.8
Scalia	2	1	1	-	-	-	8.5
Kennedy	9	2	1	3	1	2	7.2
Thomas	7	4	1	1	1	-	8.1
Ginsburg	8	6	-	1	1	-	8.4
Breyer	8	3	-	2	2	1	7.4
Alito	7	2	1	1	2	1	7.3
Sotomayor	7	2	3	2	-	-	8.0
Kagan	8	3	-	3	2	-	7.5
	62	28	8	13	9	4	7.2

Percentage of Majority Opinions Decided with Unanimous Judgment



Authorship as a Percentage of Similar Opinions

	9-0	8-1	7-2	6-3	5-4
Roberts	18%	13%	-	-	-
Scalia	4%	13%	-	-	-
Kennedy	7%	13%	23%	11%	50%
Thomas	14%	13%	8%	11%	-
Ginsburg	21%	-	8%	11%	-
Breyer	11%	-	15%	22%	25%
Alito	7%	13%	8%	22%	25%
Sotomayor	7%	38%	15%	-	-
Kagan	11%	-	23%	22%	-
	100% (28)	100% (8)	100% (13)	100% (9)	100% (4)

Days Between Argument and Opinion

Majority Opinion Author	Days
Scalia	70d
Ginsburg	74d
Thomas	81d
Sotomayor	90d
Roberts	93d
Kennedy	95d
Breyer	102d
Alito	110d
Kagan	114d
	95d

Strength of the Majority

Argument Sitting	Decided	9-0	8-1	7-2	6-3	5-4	Average Strength of the Majority	Number of Opinions Per Case
October	8	1	2	1	4	-	6.1	2.8
November	9	2	2	3	2	-	7.4	2.3
December	9	5	1	2	-	1	7.8	2.1
January	7	4	-	3	-	-	7.8	1.9
February	10	4	2	1	1	2	7.7	2.3
March	11	8	1	1	-	1	8.5	1.8
April	9	5	-	2	2	-	7.6	2.3
Summary Reversal	13	9	1	3	-	-	8.5	1.7
	76	38	9	16	9	4	7.2	2.2

Cases Affirmed by an Equally Divided Court

Term	Total
OT05	-
OT06	-
OT07	2
OT08	-
OT09	-
OT10	2
OT11	-
OT12	-
OT13	-
OT14	-
OT15	4
Average	0.40

Recusals

Justice	Total
Alito	2
Sotomayor	1
Kagan	1
Roberts	-
Scalia	-
Kennedy	-
Thomas	-
Ginsburg	-
Breyer	-
	4

Solo Dissents

Justice	Total (OT15)	Average* (OT06-OT14)
Thomas	5	1.9
Sotomayor	2	0.8
Ginsburg	1	1.0
Alito	1	0.6
Roberts	-	0.0
Scalia	-	0.8
Kennedy	-	0.1
Breyer	-	0.3
Kagan	-	0.0
	9	6.4

* Averages consider only the Terms during which a Justice served on the Court.

Unanimity

To take a closer look at unanimity at the Court, we created three distinct measures of unanimity. The measures of unanimity are defined as follows:

Measure #1: When all Justices simply voted for the same judgment – *i.e.*, whether to affirm or reverse the judgment below. This is the broadest measure of unanimity because it allows for Justices to write separate opinions — and sometimes even conflicting ones — as long as each Justice voted to affirm or reverse the decision below.

Measure #2: When all Justices joined some part of the same majority opinion, but one or more Justices (1) wrote separately to state an individual position or (2) did not join the majority opinion in full.

Measure #3: When all Justices join a single majority opinion in full, and without any Justices writing separate concurring opinions. This is the narrowest measure of unanimity because it requires that the Justices agree in full and without any written reservations or additions.

	Measure #3	<i>All Justices In Total Agreement</i>	25	29%
	Measure #2	<i>All Justices Join The Majority Opinion</i>	31	36%
	Measure #1	<i>All Justices Vote For the Same Judgment</i>	38	44%
Divided		<i>Justices Disagree On Whether To Affirm, Reverse, Or Vacate The Decision Below</i>	49	56%

* Note that Measure #2 incorporates the cases captured in Measure #1, just as Measure #3 captures those cases included in Measures #1 and #2. For more information on our measures of unanimity, see Kedar S. Bhatia, *A Few Notes On Unanimity*, SCOTUSBLOG (July 10, 2014 10:40 AM), <http://www.scotusblog.com/2014/07/a-few-notes-on-unanimity/>.

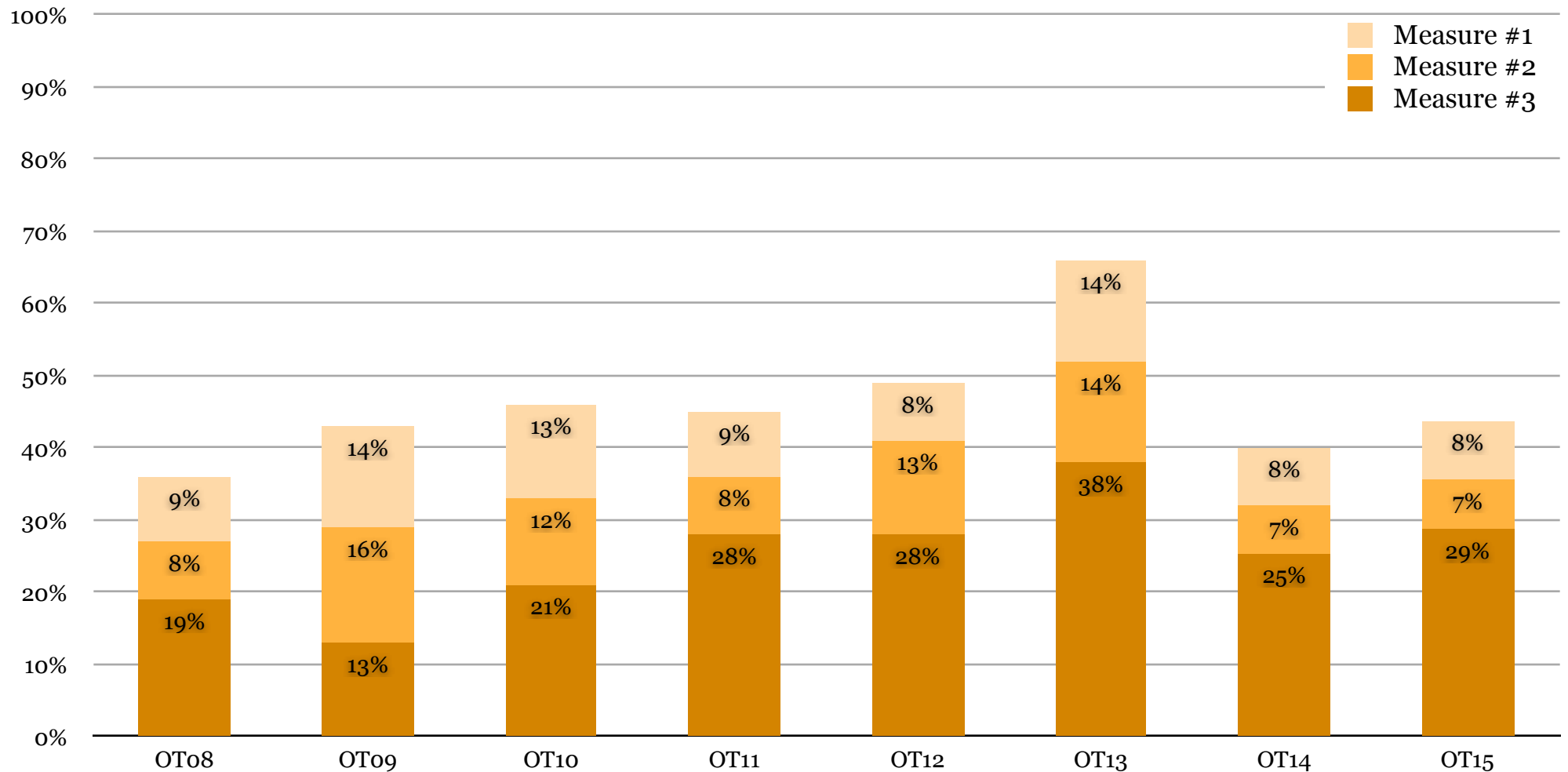
Unanimity

To take a closer look at unanimity at the Court, we created three distinct measures of unanimity. The measures of unanimity are defined as follows:

Measure #1: Where all Justices simply voted for the same judgment, *i.e.*, whether to affirm or reverse the judgment below. This is the broadest measure of unanimity because it allows for Justices to write separate opinions — and sometimes even conflicting ones — as long as each Justices voted to affirm or reverse the decision below.

Measure #2: Where all Justices joined some part of the same majority opinion, but one or more Justices (a) wrote separately to state their individual positions or (b) did not join the majority opinion in full.

Measure #3: Where all Justices join a single majority opinion in full, and without any Justices writing separate concurring opinions. This is the narrowest measure of unanimity because it requires that the Justices agree in full and without any written reservations or additions.



Frequency in the Majority

The following charts measure how frequently each Justice has voted with the majority during October Term 2015. The charts include summary reversals but do not include cases that were dismissed.

All Cases

Justice	Votes	Frequency in Majority		OT14	OT13	OT12	OT11	OT10	OT09	OT08	OT07
Kennedy	83	81	98%	88%	92%	91%	93%	94%	91%	92%	86%
Kagan	82	78	95%	85%	92%	81%	82%	81%	-	-	-
Breyer	83	78	94%	92%	88%	83%	76%	79%	78%	75%	79%
Roberts	83	76	92%	80%	92%	86%	92%	91%	91%	81%	90%
Ginsburg	83	73	88%	86%	85%	79%	70%	74%	80%	70%	75%
Alito	81	68	84%	72%	88%	79%	83%	86%	87%	81%	82%
Scalia	18	15	83%	69%	90%	78%	82%	86%	87%	84%	81%
Sotomayor	82	68	83%	89%	82%	79%	80%	81%	84%	-	-
Thomas	83	60	72%	61%	88%	79%	86%	88%	83%	81%	75%

Divided Cases

Justice	Votes	Frequency in Majority		OT14	OT13	OT12	OT11	OT10	OT09	OT08	OT07
Kennedy	45	43	96%	80%	84%	83%	88%	88%	83%	89%	79%
Kagan	44	40	91%	75%	75%	63%	67%	67%	-	-	-
Breyer	45	40	89%	86%	64%	67%	57%	60%	58%	62%	68%
Roberts	45	38	84%	66%	76%	73%	86%	83%	83%	72%	73%
Ginsburg	45	35	78%	77%	56%	60%	45%	50%	63%	55%	65%
Alito	43	30	70%	52%	63%	59%	69%	74%	76%	72%	75%
Sotomayor	44	30	68%	82%	46%	59%	64%	64%	69%	-	-
Scalia	9	6	67%	48%	72%	58%	67%	74%	76%	76%	65%
Thomas	45	22	49%	34%	64%	60%	74%	76%	67%	72%	85%

5-4 Cases

Alignment of the Majority

Majority	4	Cases
Kennedy, Ginsburg, Breyer, Sotomayor, Kagan	3	<i>Williams, Fisher, Whole Woman's Health</i>
Roberts, Scalia, Kennedy, Thomas, Alito	1	<i>Nabisco</i>

Term	Number of 5-4 Opinions	Percentage of Total Opinions	Percentage of 5-4 Split Ideological	Conservative Victory* (Percentage of Ideological)	Conservative Victory (Percentage of All 5-4)	Number of Different Alignments
OT05	11	12%	73%	63%	45%	7
OT06	24	33%	79%	68%	54%	6
OT07	12	17%	67%	50%	33%	6
OT08	23	29%	70%	69%	48%	7
OT09	16	19%	69%	73%	50%	7
OT10	16	20%	88%	71%	63%	4
OT11	15	20%	67%	50%	33%	7
OT12	23	29%	70%	63%	43%	7
OT13	10	14%	60%	67%	40%	7
OT14	19	26%	68%	38%	26%	7
OT15	4	5%	100%	25%	25%	2
Average	16	20%	74%	58%	42%	6

* For the purposes of this chart, a "Conservative Win" occurs whenever the majority consists of Chief Justice Roberts and Justices Scalia, Kennedy, Thomas, and O'Connor or Alito.

5-4 Cases

Membership in a Five-to-Four Majority

Justice	Cases Decided	Frequency in Majority		OT13	OT12	OT11	OT10	OT09	OT08	OT07
Kennedy	4	4	100%	100%	87%	80%	88%	69%	78%	67%
Ginsburg	4	3	75%	40%	43%	33%	38%	25%	52%	50%
Breyer	4	3	75%	50%	48%	47%	31%	38%	39%	45%
Sotomayor	3	3	75%	30%	39%	47%	38%	43%	-	-
Kagan	3	2	50%	50%	43%	40%	38%	-	-	-
Roberts	4	1	25%	70%	61%	67%	63%	56%	48%	58%
Thomas	4	1	25%	50%	65%	67%	75%	69%	65%	67%
Alito	4	1	25%	60%	57%	60%	63%	63%	52%	50%
Scalia	0	0	0%	50%	60%	60%	69%	69%	70%	58%

Five-to-Four Majority Opinion Authorship

These percentages consider how often a Justice authors the majority opinion *when that Justice is in the majority*.*

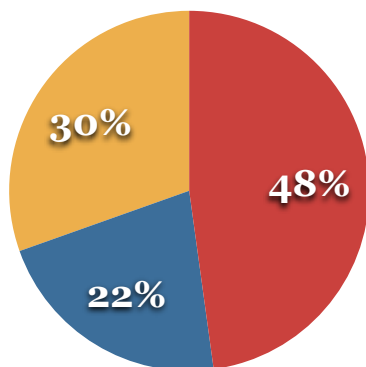
Justice	Cases Decided	Frequency in the Majority	Opinions Authored	Frequency as Author	OT13	OT12	OT11	OT10	OT09	OT08	OT07
Alito	4	1	1	100%	33%	46%	33%	0%	40%	8%	17%
Kennedy	4	4	2	50%	30%	20%	33%	21%	22%	28%	50%
Breyer	4	3	1	33%	0%	18%	43%	20%	25%	0%	40%
Roberts	4	1	0	0%	14%	14%	10%	30%	22%	18%	14%
Scalia	0	0	0	0%	0%	23%	0%	9%	18%	33%	29%
Thomas	4	1	0	0%	20%	13%	0%	33%	9%	13%	13%
Ginsburg	4	3	0	0%	0%	10%	0%	33%	50%	27%	0%
Sotomayor	3	3	0	0%	0%	22%	29%	17%	0%	-	-
Kagan	3	2	0	0%	60%	10%	17%	0%	-	-	-

* Percentages represent the number of majority opinions authored divided by the number of times a Justice was in the majority for a *signed* opinion.

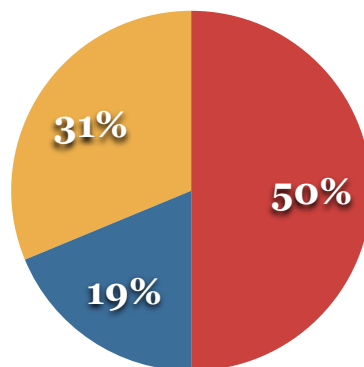
5-4 Case Majorities

- Conservative + Kennedy
- Liberal + Kennedy
- Other

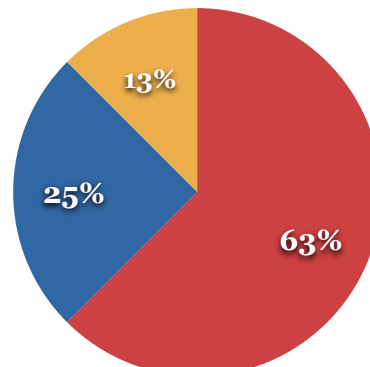
OT08



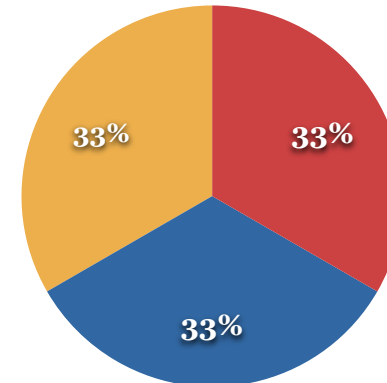
OT09



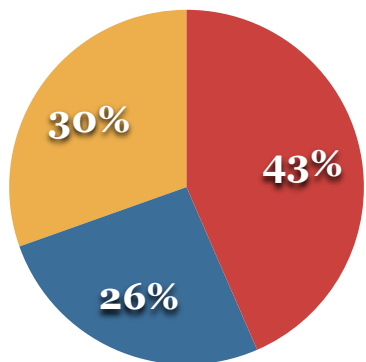
OT10



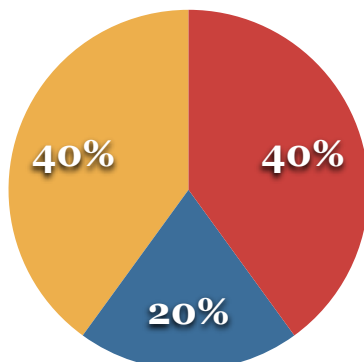
OT11



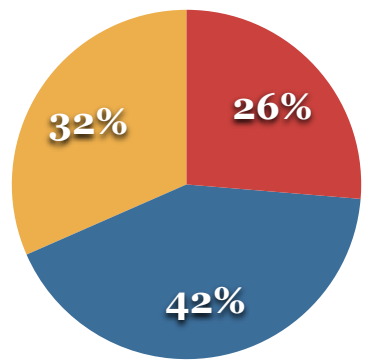
OT12



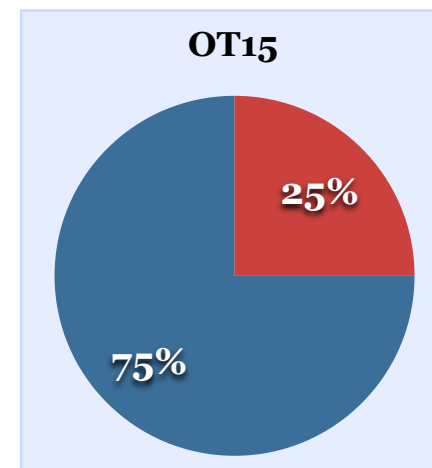
OT13



OT14

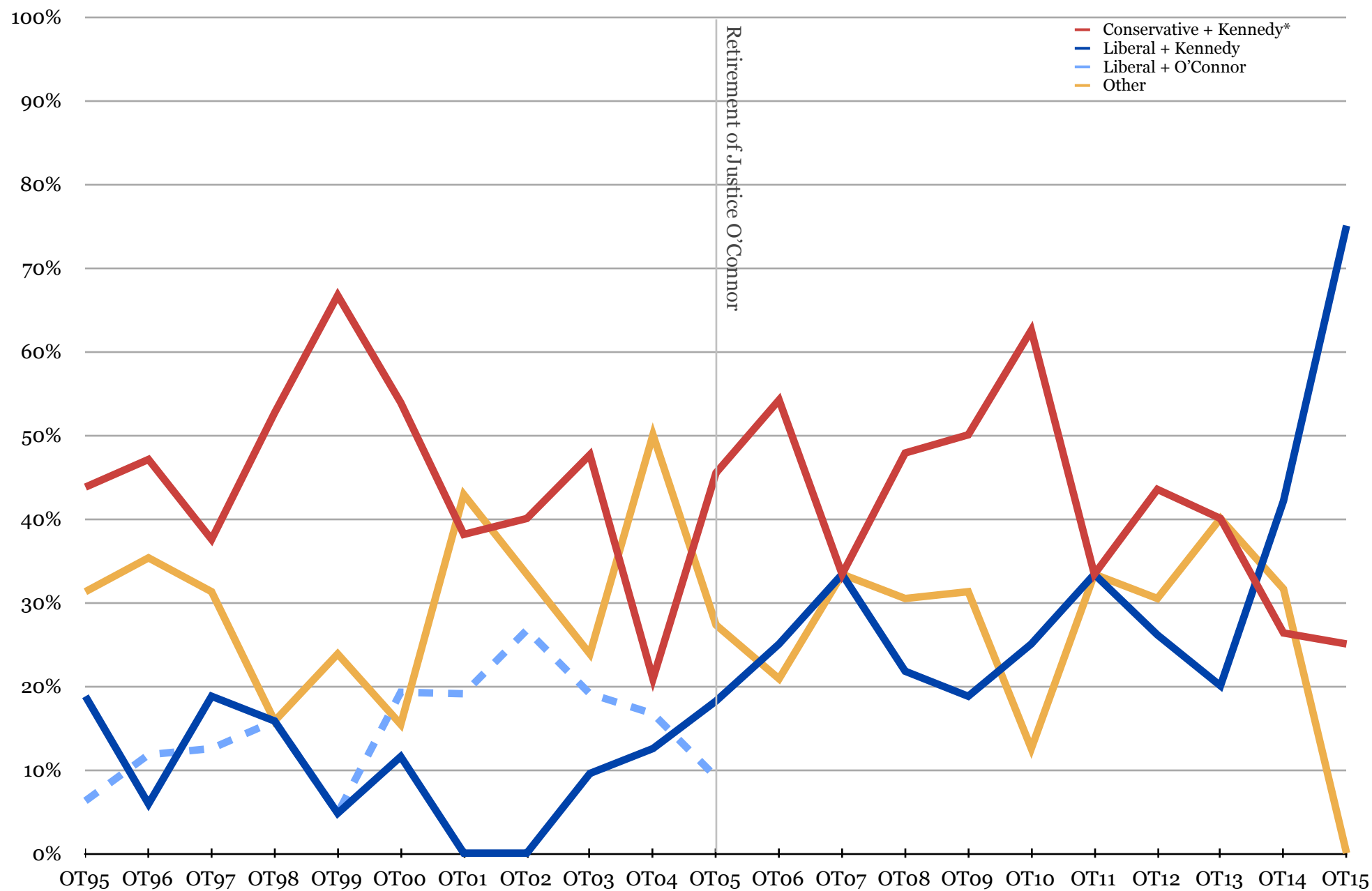


OT15



*Conservative = Roberts, Kennedy, Scalia, Thomas, Alito;
 Liberal = Stevens/Kagan, Kennedy, Souter/Sotomayor, Ginsburg, and Breyer

5-4 Case Majorities



*The conservative line includes the combination of Kennedy, Rehnquist/Roberts, O'Connor/Alito, Scalia, and Thomas; the liberal line counts the combination of Kennedy, Stevens/Kagan, Souter/Sotomayor, Ginsburg, and Breyer. All other alignments of five-Justice majorities are grouped into the "other" category.

Majority Opinion Distribution by Senior Justices - OT15

For each case decided with a merits opinion, the author of the majority opinion is selected by the most senior Justice who votes with the majority. For example, in *Whole Woman's Health v. Hellerstadt*, a 5-3 decision in which Justices Kennedy, Ginsburg, Breyer, Sotomayor, and Kagan voted in the majority, Justice Kennedy (the most senior Justice in the majority) assigned authorship duties to Justice Breyer (the author of the majority opinion). The tables below demonstrate how the five most senior Justices on the Court assigned majority opinions during OT15 when they had the chance. For unanimous cases we have showed only statistics for Chief Justice Roberts because he is always the most senior Justice in the majority for unanimous opinions.

Unanimous Cases

	Roberts		Scalia		Kennedy		Thomas		Ginsburg		Breyer		Alito		Sotomayor		Kagan	
Roberts* (28)	5	18%	1	4%	2	7%	4	14%	6	21%	3	11%	2	7%	2	7%	3	11%

Divided Cases

	Roberts		Scalia		Kennedy		Thomas		Ginsburg		Breyer		Alito		Sotomayor		Kagan	
Roberts (27)	1	4%	1	4%	5	19%	3	11%	0	0%	3	11%	4	15%	5	19%	5	19%
Scalia (0)			0	0%	0	0%	0	0%	0	0%	0	0%	0	0%	0	0%	0	0%
Kennedy (7)					2	29%	0	0%	2	29%	2	29%	1	14%	0	0%	0	0%
Thomas (0)							0	0%	0	0%	0	0%	0	0%	0	0%	0	0%
Ginsburg (0)									0	0%	0	0%	0	0%	0	0%	0	0%

* The only instance in which the Chief Justice would *not* be the most senior Justice in the majority of a unanimous decision is when he is recused. He was not recused in any unanimous decisions during OT15.

Majority Opinion Distribution by Senior Justice - OT10 through OT15

Like the tables on the previous page, the tables below show how each of the most senior Justices assigned majority opinion authorship duties when they were, in fact, the most senior Justice in the majority. Unlike the tables above, however, the information on this page covers OT10-OT15.

Unanimous Cases

	Roberts		Scalia		Kennedy		Thomas		Ginsburg		Breyer		Alito		Sotomayor		Kagan	
Roberts* (118)	15	13%	15	13%	7	6%	14	12%	22	19%	10	8%	9	8%	10	8%	16	14%

Divided Cases

	Roberts		Scalia		Kennedy		Thomas		Ginsburg		Breyer		Alito		Sotomayor		Kagan	
Roberts (123)	14	11%	9	7%	22	18%	15	12%	6	5%	13	11%	19	15%	13	11%	12	10%
Scalia (6)			3	50%	0	0%	0	0%	1	17%	0	0%	0	0%	2	33%	0	0%
Kennedy (23)					8	35%	0	0%	3	13%	7	30%	1	4%	2	9%	2	9%
Thomas (2)							1	50%	1	50%	0	0%	0	0%	0	0%	0	0%
Ginsburg (0)									0	0%	0	0%	0	0%	0	0%	0	0%

* Chief Justice Roberts was recused in two unanimous cases during the past four Terms. Justice Scalia assigned one of those opinions, *Microsoft v. i4i Limited Partnership*, to Justice Sotomayor and the other, *Credit Suisse (USA) v. Simmonds*, to himself.

Justice Agreement - All Cases

	Scalia		Kennedy		Thomas		Ginsburg		Breyer		Alito		Sotomayor		Kagan		Total
Roberts	14	82%	63	83%	37	49%	55	72%	60	79%	51	69%	52	69%	64	85%	76
	14	82%	67	88%	47	62%	59	78%	63	83%	58	78%	57	76%	66	88%	
	15	88%	67	88%	57	75%	59	78%	64	84%	62	84%	58	77%	65	87%	
	2	12%	9	12%	19	25%	17	22%	12	16%	12	16%	17	23%	10	13%	
Scalia			13	76%	14	82%	11	65%	12	71%	11	69%	11	65%	13	76%	17
			13	76%	14	82%	11	65%	12	71%	14	88%	11	65%	13	76%	
			14	82%	15	88%	12	71%	14	82%	15	94%	11	65%	14	82%	
			3	18%	2	12%	5	29%	3	18%	1	6%	6	35%	3	18%	
Kennedy					37	49%	58	76%	64	84%	52	70%	50	67%	67	89%	76
					46	61%	64	84%	68	89%	55	74%	58	77%	71	95%	
					54	71%	64	84%	69	91%	61	82%	59	79%	71	95%	
					22	29%	12	16%	7	9%	13	18%	16	21%	4	5%	
Thomas							30	39%	34	45%	40	54%	31	41%	33	44%	76
							38	50%	43	57%	53	72%	39	52%	43	57%	
							47	62%	51	67%	58	78%	48	64%	50	67%	
							29	38%	25	33%	16	22%	27	36%	25	33%	
Ginsburg									56	74%	41	55%	59	79%	59	79%	76
									62	82%	47	64%	64	85%	64	85%	
									65	86%	54	73%	66	88%	65	87%	
									11	14%	20	27%	9	12%	10	13%	
Breyer											43	58%	53	71%	62	83%	76
											50	68%	59	79%	67	89%	
											57	77%	62	83%	69	92%	
											17	23%	13	17%	6	8%	
Alito													34	47%	47	64%	74
													40	55%	53	73%	
													47	64%	59	81%	
													26	36%	14	19%	
Sotomayor															52	70%	75
															58	78%	
															60	81%	
															14	19%	
																Kagan	75

Key

Fully Agree

Agree in Full or Part

Agree in Full, Part, or Judgment Only

Disagree in Judgment

Justice Agreement - Non-Unanimous Cases

		Scalia		Kennedy		Thomas		Ginsburg		Breyer		Alito		Sotomayor		Kagan		Total
Roberts	5	63%	27	71%	10	26%	19	50%	24	63%	20	56%	19	51%	27	73%	38	
	5	63%	29	76%	15	39%	22	58%	26	68%	23	64%	20	54%	28	76%		
	6	75%	29	76%	19	50%	21	55%	26	68%	24	67%	20	54%	27	73%		
	2	25%	9	24%	19	50%	17	45%	12	32%	12	33%	17	46%	10	27%		
Scalia			4	50%	5	63%	2	25%	3	38%	2	29%	2	25%	4	50%	8	
			4	50%	5	63%	2	25%	3	38%	5	71%	2	25%	4	50%		
			5	63%	6	75%	3	38%	5	63%	6	86%	2	25%	5	63%		
			3	38%	2	25%	5	63%	3	38%	1	14%	6	75%	3	38%		
Kennedy					10	26%	23	61%	28	74%	19	53%	19	51%	31	84%	38	
					14	37%	27	71%	31	82%	20	56%	21	57%	33	89%		
					16	42%	26	68%	31	82%	23	64%	21	57%	33	89%		
					22	58%	12	32%	7	18%	13	36%	16	43%	4	11%		
Thomas							4	11%	8	21%	10	28%	4	11%	6	16%	38	
							7	18%	11	29%	18	50%	6	16%	11	30%		
							9	24%	13	34%	20	56%	10	27%	12	32%		
							29	76%	25	66%	16	44%	27	73%	25	68%		
Ginsburg									22	58%	11	31%	26	70%	23	62%	38	
									26	68%	13	36%	28	76%	27	73%		
									27	71%	16	44%	28	76%	27	73%		
									11	29%	20	56%	9	24%	10	27%		
Breyer											12	33%	22	59%	27	73%	38	
											16	44%	23	62%	30	81%		
											19	53%	24	65%	31	84%		
											17	47%	13	35%	6	16%		
Alito													5	14%	16	46%	36	
													6	17%	18	51%		
													9	26%	21	60%		
													26	74%	14	40%		
Sotomayor															20	56%	37	
															21	58%		
															22	61%		
															14	39%		
Kagan																		37

Key

Fully Agree

Agree in Full or Part

Agree in Full, Part, or Judgment Only

Disagree in Judgment

Key

Fully Agree

Agree in Full or Part

Agree in Full, Part, or Judgment Only

Disagree in Judgment

Justice Agreement - 5-4 Cases

	Scalia	Kennedy	Thomas	Ginsburg	Breyer	Alito	Sotomayor	Kagan	Total
Roberts	0 0%	1 25%	1 25%	0 0%	0 0%	4 100%	0 0%	0 0%	4
	0 0%	1 25%	3 75%	1 25%	1 25%	4 100%	0 0%	1 33%	
	0 0%	1 25%	4 100%	0 0%	0 0%	4 100%	0 0%	0 0%	
	0 0%	3 75%	0 0%	4 100%	4 100%	0 0%	3 100%	3 100%	
Scalia	0 0%	0 0%	0 0%	0 0%	0 0%	0 0%	0 0%	0 0%	0
	0 0%	0 0%	0 0%	0 0%	0 0%	0 0%	0 0%	0 0%	
	0 0%	0 0%	0 0%	0 0%	0 0%	0 0%	0 0%	0 0%	
	0 0%	0 0%	0 0%	0 0%	0 0%	0 0%	0 0%	0 0%	
Kennedy		1 25%	2 50%	3 75%	1 25%	3 100%	2 67%		4
		1 25%	4 100%	4 100%	1 25%	3 100%	3 100%		
		1 25%	3 75%	3 75%	1 25%	3 100%	2 67%		
		3 75%	1 25%	1 25%	3 75%	0 0%	1 33%		
Thomas			0 0%	0 0%	1 25%	0 0%	0 0%		4
			1 25%	1 25%	3 75%	0 0%	1 33%		
			0 0%	0 0%	4 100%	0 0%	0 0%		
			4 100%	4 100%	0 0%	3 100%	3 100%		
Ginsburg				2 50%	0 0%	2 67%	2 67%		4
				4 100%	1 25%	3 100%	3 100%		
				4 100%	0 0%	3 100%	3 100%		
				0 0%	4 100%	0 0%	0 0%		
Breyer					0 0%	3 100%	2 67%		4
					1 25%	3 100%	3 100%		
					0 0%	3 100%	3 100%		
					4 100%	0 0%	0 0%		
Alito						0 0%	0 0%	0 0%	4
						0 0%	1 33%		
						0 0%	0 0%		
						3 100%	3 100%		
Sotomayor							2 100%		3
							2 100%		
							2 100%		
							0 0%		
Kagan								2 100%	3
								2 100%	
								2 100%	
								0 0%	

Key

Fully Agree

Agree in Full or Part

Agree in Full, Part, or Judgment Only

Disagree in Judgment

Justice Agreement - Highs and Lows

The following tables list the Justice pairs with the highest and lowest agreement rates based on both metrics for Justice agreement - *i.e.*, all cases and non-unanimous cases only - when Justices agree in full, part, or judgment only. Non-unanimous cases are those in which at least one Justice dissented; cases that produced only a majority opinion and one or more concurring opinions are not included in that measure.

	Highest Agreement			Lowest Agreement		
All Cases	1	Kennedy - Kagan	94.7%	1	Thomas - Ginsburg	61.8%
	2	Scalia - Alito	93.8%	2	Thomas - Sotomayor	64.0%
	3	Breyer - Kagan	92.0%	3	Alito - Sotomayor	64.4%
	4	Kennedy - Breyer	90.8%	4	Scalia - Sotomayor	64.7%
	5	Roberts - Scalia	88.2%	5	Thomas - Kagan	66.7%
	6	Scalia - Thomas	88.2%	6	Thomas - Breyer	67.1%
	7	Roberts - Kennedy	88.2%	7	Scalia - Ginsburg	70.6%
	8	Ginsburg - Sotomayor	88.0%	8	Kennedy - Thomas	71.1%
	9	Roberts - Kagan	86.7%	9	Ginsburg - Alito	73.0%
	10	Ginsburg - Kagan	86.7%	10	Roberts - Thomas	75.0%

Divided Cases	1	Kennedy - Kagan	89.2%	1	Thomas - Ginsburg	23.7%
	2	Scalia - Alito	85.7%	2	Scalia - Sotomayor	25.0%
	3	Breyer - Kagan	83.8%	3	Alito - Sotomayor	25.7%
	4	Kennedy - Breyer	81.6%	4	Thomas - Sotomayor	27.0%
	5	Roberts - Kennedy	76.3%	5	Thomas - Kagan	32.4%
	6	Ginsburg - Sotomayor	75.7%	6	Thomas - Breyer	34.2%
	7	Roberts - Scalia	75.0%	7	Scalia - Ginsburg	37.5%
	8	Scalia - Thomas	75.0%	8	Kennedy - Thomas	42.1%
	9	Roberts - Kagan	73.0%	9	Ginsburg - Alito	44.4%
	10	Ginsburg - Kagan	73.0%	10	Roberts - Thomas	50.0%

Time Between Cert. Grant And Oral Argument

The following charts address the number of days between when the Court grants certiorari (or otherwise decides that a case should be argued), and when it hears oral argument in a given case. The typical briefing schedule outlined in the Court's rules allows for 112 days between argument and opinion. The Court typically seeks to avoid compressing the briefing schedule.

Argued	Avg. Days
October	200d
November	162d
December	169d
January	117d
February	140d
March	120d
April	108d
Overall	145d

Average	145d
Median	138d

Shortest	<i>Welch</i>	82d
Longest	<i>OBB</i>	255d

Averages

OT04	167d
OT05	165d
OT06	131d
OT07	134d
OT08	167d
OT09	168d
OT10	153d
OT11	160d
OT12	141d
OT13	159d
OT14	158d

	Rank		Days	Granted	Argued
Shortest	1	<i>Welch v. U.S.</i>	82d	Jan 8, 2016	Mar 30, 2016
	2	<i>U.S. v. Texas</i>	90d	Jan 19, 2016	Apr 18, 2016
	3	<i>Encino Motorcars v. Navarro</i>	96d	Jan 15, 2016	Apr 20, 2016
	4	<i>Mathis v. U.S.</i>	98d	Jan 19, 2016	Apr 26, 2016
	4	<i>Dietz v. Bouldin</i>	98d	Jan 19, 2016	Apr 26, 2016
	6	<i>Cuozzo v. Lee</i>	101d	Jan 15, 2016	Apr 25, 2016
	6	<i>Kirtsaeng v. John Wiley</i>	101d	Jan 15, 2016	Apr 25, 2016
	8	<i>McDonnell v. U.S.</i>	103d	Jan 15, 2016	Apr 27, 2016
	8	<i>Molina-Martinez v. U.S.</i>	103d	Oct 1, 2015	Jan 12, 2016
	8	<i>Duncan v. Owens</i>	103d	Oct 1, 2015	Jan 12, 2016

	Rank		Days	Granted	Argued
Longest	1	<i>OBB Personenverkehr AG v. Sachs</i>	255d	Jan 23, 2015	Oct 5, 2015
	2	<i>Kingdomware v. U.S.</i>	245d	Jun 22, 2015	Feb 22, 2016
	3	<i>Montanile v. National Elevator Plan</i>	224d	Mar 30, 2015	Nov 9, 2015
	4	<i>Ocasio v. U.S.</i>	218d	Mar 2, 2015	Oct 6, 2015
	4	<i>Hurst v. Florida</i>	218d	Mar 9, 2015	Oct 13, 2015
	6	<i>Hawkins v. Community Bank</i>	217d	Mar 2, 2015	Oct 5, 2015
	6	<i>Green v. Brennan</i>	217d	Apr 27, 2015	Nov 30, 2015
	8	<i>Montgomery v. Louisiana</i>	204d	Mar 23, 2015	Oct 13, 2015
	9	<i>DirectTV v. Imburgia</i>	197d	Mar 23, 2015	Oct 6, 2015
	10	<i>Evenwel v. Abbott</i>	196d	May 26, 2015	Dec 8, 2015

	Less than 100 days	100-124	125-149	150-174	175-199	200-224	225-249	More than 250
OT15	5	21	14	14	7	6	1	1

* In cases that are on appeal to the Supreme Court, rather than on petition for writ of certiorari, the Court will rule on a statement of jurisdiction rather than on a cert. petition. Our charts treat those cases identically to those decided on cert. petitions, and the "Grant Date" indicates when the Court noted probable jurisdiction or postponed the determination of jurisdiction.

Time Between Oral Argument and Opinion

The following charts address the time it takes for the Court to release opinions following oral argument. The Court has thus far released sixty-three signed opinions after argument during October Term 2015.

Argued	Avg.	Total	Remain
October	112d	10	-
November	129d	9	-
December	133d	10	-
January	87d	9	-
February	97d	10	-
March	61d	11	-
April	58d	10	-
Overall	95d	69	0

Average	95d
Median	83d

Shortest	Welch	19d
Longest	Ocasio	209d

Averages

OT04	91d
OT05	79d
OT06	96d
OT07	94d
OT08	94d
OT09	109d
OT10	106d
OT11	97d
OT12	95d
OT13	94d
OT14	95d

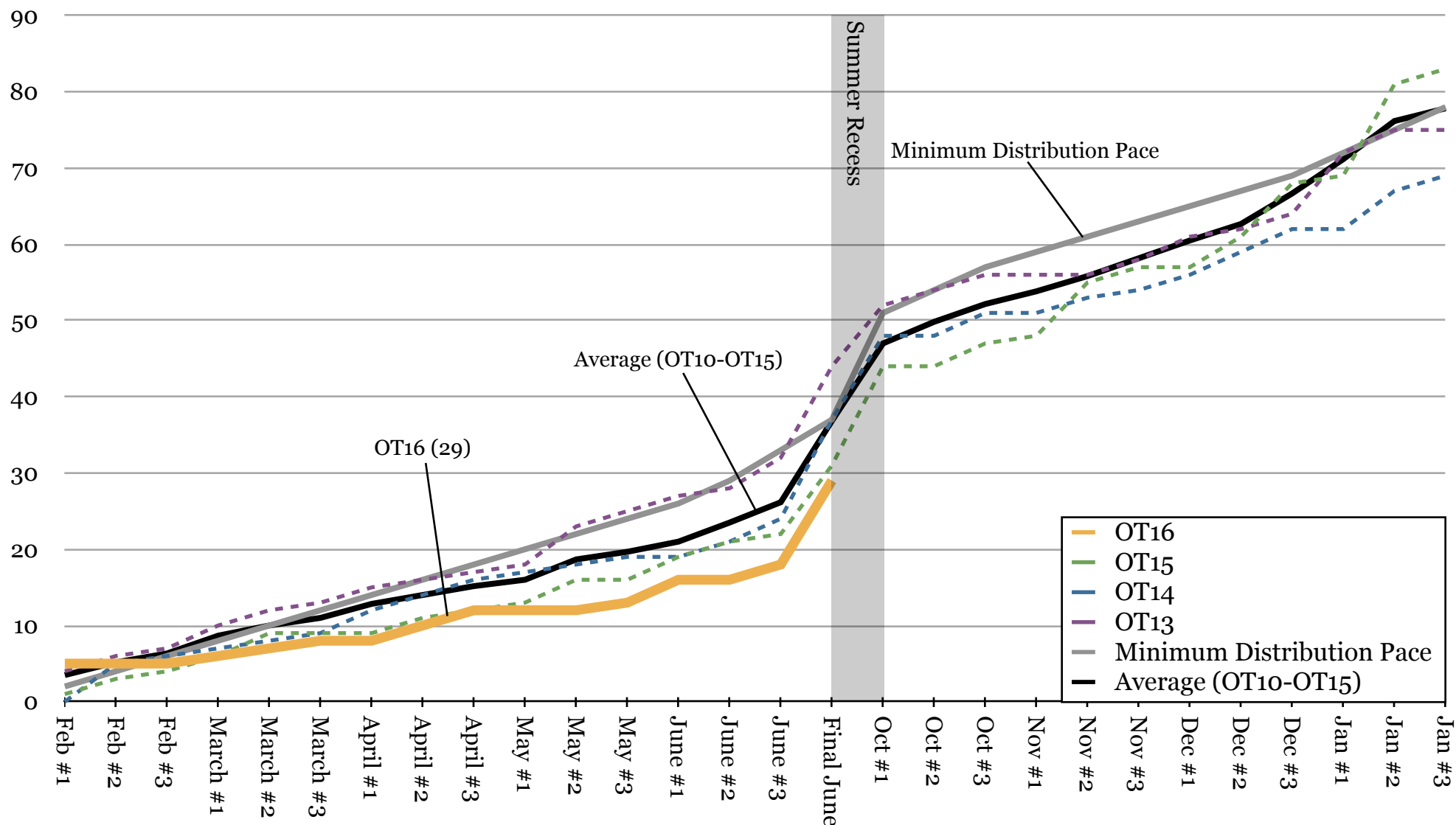
	Rank			Author	Vote	Argued	Decided
Shortest	1	Welch v. U.S.	19d	Kennedy	7-1	Mar 30, 2016	Apr 18, 2016
	2	Nichols v. U.S.	34d	Alito	8-0	Mar 1, 2016	Apr 4, 2016
	2	Shapiro v. McManus	34d	Scalia	9-0	Nov 4, 2015	Dec 8, 2015
	4	Dietz v. Bouldin	44d	Sotomayor	6-2	Apr 26, 2016	Jun 9, 2016
	5	Sheriff v. Gillie	48d	Ginsburg	8-0	Mar 29, 2016	May 16, 2016
	5	Americold v. Conagra	48d	Sotomayor	8-0	Jan 19, 2016	Mar 7, 2016
	7	Kirtsaeng v. John Wiley	52d	Kagan	8-0	Apr 25, 2016	Jun 16, 2016
	7	Betterman v. Montana	52d	Ginsburg	8-0	Mar 28, 2016	May 19, 2016
	7	CRST v. EEOC	52d	Kennedy	8-0	Mar 28, 2016	May 19, 2016
	10	Zubik v. Burwell	54d	Per Curiam	8-0	Mar 23, 2016	May 16, 2016

	Rank			Author	Vote	Argued	Decided
Longest	1	Ocasio v. U.S.	209d	Alito	5-3	Oct 6, 2015	May 2, 2016
	2	Foster v. Humphrey	203d	Roberts	7-1	Nov 2, 2015	May 23, 2016
	3	Dollar General v. Mississippi Banc	199d		4-4	Dec 7, 2015	Jun 23, 2016
	4	Luna Torres v. Lynch	198d	Kagan	5-3	Nov 3, 2015	May 19, 2016
	5	Fisher v. Univ. of Texas	197d	Kennedy	4-3	Dec 9, 2015	Jun 23, 2016
	6	Spokeo v. Robins	196d	Alito	6-2	Nov 2, 2015	May 16, 2016
	7	Green v. Brennan	175d	Sotomayor	7-1	Nov 30, 2015	May 23, 2016
	8	Hawkins v. Community Bank	169d		4-4	Oct 5, 2015	Mar 22, 2016
	9	Merrill Lynch v. Manning	167d	Kagan	8-0	Dec 1, 2015	May 16, 2016
	10	Puerto Rico v. Sanchez Valle	148d	Kagan	6-2	Jan 13, 2016	Jun 9, 2016

	Less than 30 days	30-59	60-89	90-119	120-149	150-179	180-209	210-239	More than 240
OT11	2	5	19	24	8	6	1	0	0
OT12	1	15	21	20	8	4	2	1	1
OT13	1	17	20	13	7	5	4	0	0
OT14	0	11	21	21	8	2	2	1	0
OT15	1	17	16	19	5	3	6	0	0

Pace of Grants

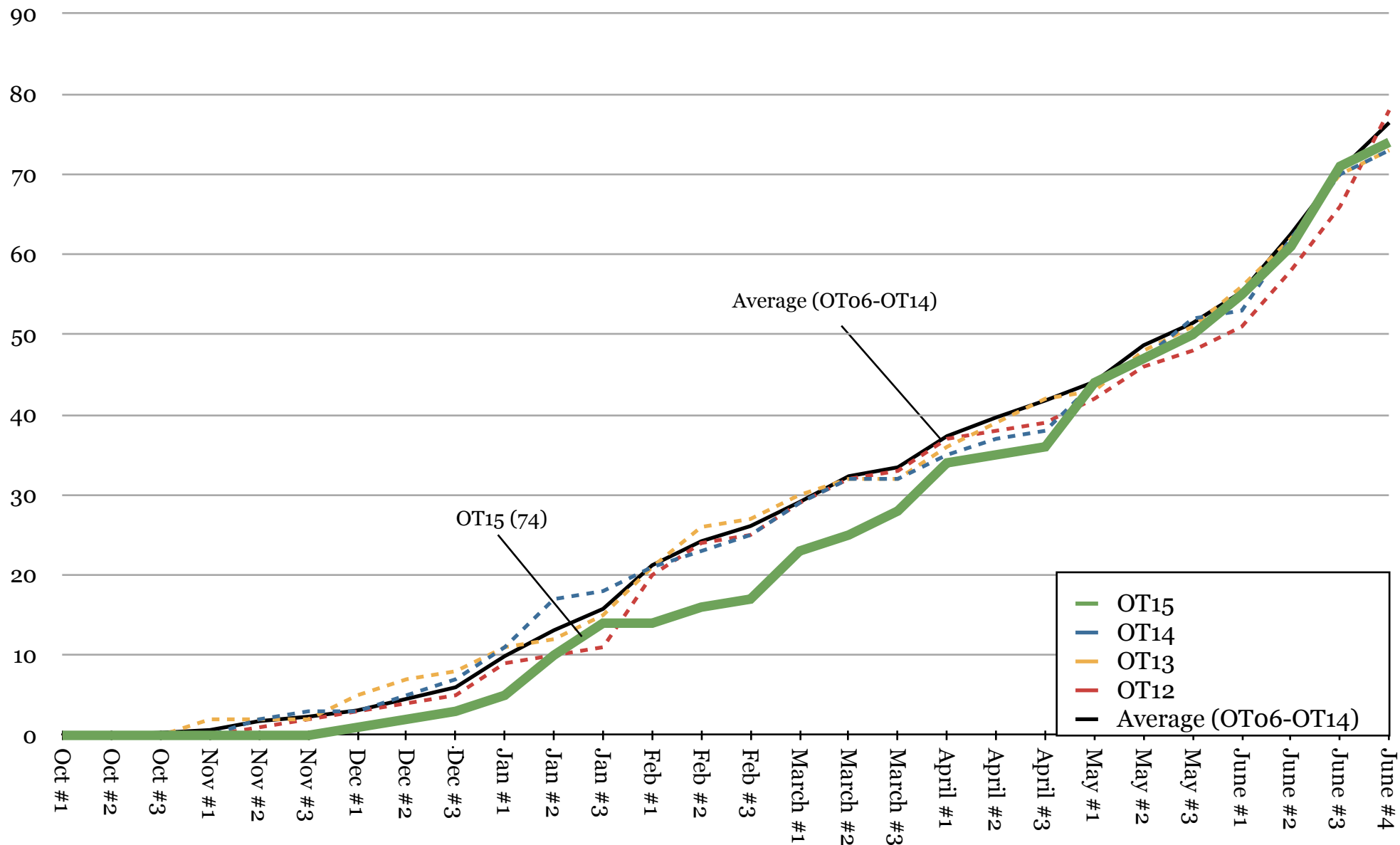
The following chart plots the pace at which the Court fills its merits docket for a given Term. Each date marker represents the conference within a given sitting. For instance, Feb #3 is the third February conference, which, during OT15, took place on March 7, 2016. Categorizing grants by their conference within a given sitting ensures more accurate cross-Term comparisons.



* The Minimum Distribution Pace presented in this chart reflects the number of petitions that must be granted to fill the Court's docket for oral argument while giving the litigants in each case a complete or near-complete briefing schedule. The pace also reflects the number of petitions raised at each conference and other factors affecting the certiorari process.

Pace of Opinions

The following chart plots the pace at which the Court releases merits opinions throughout the Term, beginning in October and ending in June. This chart includes both opinions released after full briefing and summary reversals. Here, as in the Pace of Grants chart, cases are categorized by their release within a given sitting, rather than by calendar month. For example, the opinions for Feb #3 of OT15 were actually released on March 7, 2016.



Grants Per Conference

	OT04	OT05	OT06	OT07	OT08	OT09	OT10	OT11	OT12	OT13	OT14	OT15	OT16	Average (OT04-OT15)		Range (OT04-OT15)	Calendar Weeks Covered	Grants Per Weeks Covered (OT04-OT15)
Feb #1	10	3	4	2	8	9	3	7	6	4	0	1	5	4.8	7.6	0 - 10	4	1.2
Feb #2	2	4	0	3	3	1	1	0	0	2	5	2	0	1.9		0 - 5	1	1.9
Feb #3	0	2	1	0	0	1	3	1	0	1	1	1	0	0.9		0 - 3	1	0.9
March #1	2	0	0	0	8	0	4	2	2	3	1	2	1	2.0	4.6	0 - 8	2	1.0
March #2	3	1	1	2	2	1	0	1	1	2	1	3	1	1.5		0 - 3	1	1.5
March #3	2	1	1	0	2	1	0	2	2	1	1	0	1	1.1		0 - 2	1	1.1
April #1	1	3	3	0	2	3	4	1	1	2	3	0	0	1.9	4.8	0 - 4	2	1.0
April #2	1	5	0	1	2	3	2	0	0	1	2	2	2	1.6		0 - 5	1	1.6
April #3	0	2	1	1	0	4	0	2	1	1	2	1	2	1.3		0 - 4	1	1.3
May #1	0	2	4	0	1	4	1	1	0	1	1	1	0	1.3	4.5	0 - 4	2	0.7
May #2	3	1	0	3	0	1	5	1	1	5	1	3	0	2.0		0 - 5	1	2.0
May #3	1	1	1	4	0	1	1	1	1	2	1	0	3	1.2		0 - 4	1	1.2
June #1	1	1	4	1	0	2	0	2	1	2	0	3	3	1.4	15.2	0 - 4	1	1.4
June #2	3	1	1	3	3	4	4	4	2	1	2	2	0	2.5		1 - 4	1	2.5
June #3	2	2	2	1	3	3	3	4	1	4	3	1	2	2.4		1 - 4	1	2.4
June #4	9	7	5	5	9	7	7	13	10	12	13	9	11	8.8		5 - 13	1	8.8
Oct #1	8	11	9	17	10	11	13	7	9	8	12	14		10.8	15.6	7 - 17	13	0.8
Oct #2	7	3	2	0	1	5	7	2	7	2	0	0		3.0		0 - 7	2	1.5
Oct #3	1	1	1	2	1	2	1	4	1	2	3	3		1.8		1 - 4	1	1.8
Nov #1	2	4	4	2	2	3	5	1	4	1	0	1		2.4	6.5	0 - 5	2	1.2
Nov #2	0	3	2	1	1	0	0	5	1	0	4	8		2.1		0 - 8	1	2.1
Nov #3	0	2	0	1	5	1	2	3	4	2	2	2		2.0		0 - 5	1	2.0
Dec #1	1	3	0	3	2	3	3	4	3	4	2	0		2.3	8.5	0 - 4	1	2.3
Dec #2	1	2	3	3	2	2	2	1	2	1	3	4		2.2		1 - 4	2	1.1
Dec #3	4	2	5	6	2	3	3	5	5	2	3	8		4.0		2 - 8	1	4.0
Jan #1	9	6	7	6	4	1	5	1	3	8	0	1		4.3	9.3	0 - 9	4	1.1
Jan #2	2	1	4	4	6	5	0	0	6	3	6	7		3.7		0 - 7	1	3.7
Jan #3	0	1	7	2	0	0	0	1	2	0	1	2		1.3		0 - 7	1	1.3
Total	75	75	72	73	79	81	79	76	76	77	73	81	31	76.4	76.4	72 - 81	52	

Opinions Per Week

	OT06	OT07	OT08	OT09	OT10	OT11	OT12	OT13	OT14	OT15	Average (OT06-OT14)		Range (OT06-OT14)
Oct #1	0	0	0	0	0	0	0	0	0	0	0.0	0.3	0 - 0
Oct #2	0	0	1	0	0	0	0	0	0	0	0.1		0 - 1
Oct #3	1	0	0	1	0	0	0	0	0	0	0.2		0 - 1
Nov #1	0	0	0	0	0	1	0	2	0	0	0.3	2.0	0 - 2
Nov #2	0	1	1	1	1	3	1	0	2	0	1.1		0 - 3
Nov #3	1	0	0	1	1	0	1	0	1	0	0.6		0 - 1
Dec #1	0	0	1	1	1	0	1	3	0	1	0.8	3.7	0 - 3
Dec #2	1	2	0	5	0	0	1	2	2	1	1.4		0 - 5
Dec #3	2	3	1	0	1	2	1	1	2	1	1.4		0 - 3
Jan #1	4	3	4	4	2	7	4	3	4	2	3.9	9.8	2 - 7
Jan #2	1	3	5	5	3	4	1	1	6	5	3.2		1 - 6
Jan #3	3	1	6	1	4	4	1	3	1	4	2.7		1 - 6
Feb #1	5	5	5	5	4	7	9	6	3	0	5.4	10.3	3 - 9
Feb #2	1	2	3	3	6	1	4	5	2	2	3.0		1 - 6
Feb #3	2	1	4	2	3	1	1	1	2	1	1.9		1 - 4
March #1	1	2	2	1	3	7	4	3	4	6	3.0	7.3	1 - 7
March #2	2	2	5	5	2	5	3	2	3	2	3.2		2 - 5
March #3	2	1	2	0	2	2	1	0	0	3	1.1		0 - 2
April #1	5	5	4	4	2	4	4	4	3	6	3.9	8.3	2 - 5
April #2	3	1	4	3	2	2	1	3	2	1	2.3		1 - 4
April #3	5	1	4	2	2	0	1	3	1	1	2.1		0 - 5
May #1	1	1	2	3	3	1	3	1	6	8	2.3	9.7	1 - 6
May #2	5	4	3	6	6	5	4	5	3	3	4.6		3 - 6
May #3	1	3	2	5	2	2	2	3	5	3	2.8		1 - 5
June #1	4	3	5	4	8	2	3	5	1	5	3.9	25.0	1 - 8
June #2	8	9	6	9	9	2	7	6	9	6	7.2		2 - 9
June #3	6	7	7	10	10	8	8	8	8	10	8.0		6 - 10
June #4	8	10	2	5	5	5	12	3	3	3	5.9		2 - 12
Total	72	70	79	86	82	75	78	73	73	74	76.4	76.4	70 - 86

Oral Argument - Justices

For our purposes, the number of “questions” per argument is simply the number of times a given Justice’s name appears in the argument transcript in capital letters. To account for the Chief Justice’s administrative comments – such as his call for an advocate to begin – his tally for each case has been uniformly reduced by three “questions.”

Average Number of Questions Per Argument

	Average
Scalia	21.6
Sotomayor	21.0
Roberts	19.8
Breyer	19.7
Kagan	14.5
Kennedy	12.4
Ginsburg	10.6
Alito	10.5
Thomas	0.0

Frequency as the Top Questioner or as a Top 3 Questioner

	Freq. Top 1	Freq. Top 3
Sotomayor	29%	62%
Breyer	28%	62%
Scalia	26%	76%
Roberts	22%	62%
Kagan	4%	38%
Kennedy	4%	22%
Alito	3%	16%
Thomas	0%	0%
Ginsburg	0%	10%

Most Active Arguments

	Argument	Number of Questions (% of all Questions)
Roberts	Campbell-Ewald v. Gomez	56 (26%)
Scalia	Fisher v. Univ. of Texas	41 (19%)
Kennedy	Taylor v. U.S.	39 (32%)
Thomas	Voisine v. U.S.	11 (12%)
Ginsburg	Whole Woman’s v. Hellerstedt	27 (15%)
Breyer	McDonnell v. U.S.	49 (34%)
Alito	Whole Woman’s v. Hellerstedt	31 (17%)
Sotomayor	U.S. v. Texas	51 (25%)
Kagan	Spokeo v. Robins	36 (22%)

Frequency as the First Questioner

	Frequency	
Ginsburg	36 /69	52%
Scalia	5 /38	13%
Kennedy	7 /69	10%
Sotomayor	6 /68	9%
Roberts	6 /69	9%
Alito	4 /67	6%
Kagan	4 /68	6%
Breyer	1 /69	1%
Thomas	0 /69	0%

Oral Argument - Advocates

Overview

	OT10	OT11	OT12	OT13	OT14	OT15
Number of different advocates	143	118	120	121	112	117
Number of total appearances	196	182	193	185	178	186

Appearances by Advocates Who...	OT10	OT11	OT12	OT13	OT14	OT15
...Are from the Office of the Solicitor General	57 (29%)	58 (32%)	64 (33%)	61 (33%)	56 (31%)	59 (32%)
...Have experience in the Office of the Solicitor General	<i>Not Available</i>	<i>Not Available</i>	<i>Not Available</i>	85 (47%)	78 (46%)	84 (71%)
...Have argued at least twice during the Term	81 (41%)	98 (54%)	104 (54%)	96 (52%)	104 (58%)	109 (59%)
...Are “expert” Supreme Court litigators*	<i>Not Available</i>	<i>Not Available</i>	137 (71%)	131 (71%)	116 (66%)	136 (74%)
...Are based in Washington, D.C.**	106 (54%)	122 (67%)	125 (65%)	119 (64%)	101 (57%)	122 (66%)
...Are female	33 (17%)	27 (15%)	33 (17%)	28 (15%)	34 (19%)	32 (18%)
...Are female and not from the Office of the Solicitor General***	19 (14%)	14 (11%)	17 (13%)	11 (9%)	17 (14%)	13 (10%)

Most Popular Advocate Origins

State	Total
Washington, D.C.	122
California	10
Kansas	6
Maryland	6
New York	6

Most Popular Supreme Court Clerkships

Clerkship	Appearances	Advocates
Antonin Scalia	24	11
William Brennan	8	2
Ruth Bader Ginsburg	7	4
Clarence Thomas	7	6
Byron White	6	2

Most Popular Law Schools

Law School	Appearances	Advocates
Harvard	37	19
Yale	30	17
Chicago	10	7
Columbia	14	6
Georgetown	7	5

* We adopt Richard Lazarus’s definition of an “expert” Supreme Court litigator: one who has argued five or more times before the Supreme Court or works in an office where lawyers have collectively argued more than ten times. See Richard J. Lazarus, *Advocacy Matters Before and Within the Supreme Court: Transforming the Court by Transforming the Bar*, 97 GEO. L.J. 1487, 1490 n.17 (2008).

** An advocate’s “origin” is simply the state of origin listed for an advocate on the Court’s monthly hearing lists. If attorneys from the Office of the Solicitor General are omitted, lawyers based in Washington, D.C., have appeared sixty-three times during OT15.

*** The percentage figures for this category omit all advocates from the Office of the Solicitor General. As such, they demonstrate the percentage of female advocates from positions other than those within the Office of the Solicitor General as a percentage of all men or women arguing from positions other than those within the Office of the Solicitor General.


















































































Advocates Who Appeared More than Once During OT15

Rank	Name*	Appearances		Position	Law School	Supreme Court Clerkship	U.S. Solicitor General Experience
		OT15	All-Time				
1	Paul D. Clement	6	83	Bancroft PLLC	Harvard	Antonin Scalia	Yes
	Donald B. Verrilli, Jr.	6	49	Solicitor General	Columbia	William Brennan	Yes
3	Michael R. Dreeben	4	100	Deputy Solicitor General	Duke	None	Yes
	David C. Frederick	4	48	Kellogg Huber PLLC	Texas	Byron White	Yes
	Neal K. Katyal	4	28	Hogan Lovells LLP	Yale	Stephen Breyer	Yes
6	Edwin S. Kneedler	3	132	Deputy Solicitor General	Virginia	None	Yes
	Carter G. Phillips	3	83	Sidley Austin LLP	Northwestern	Warren Burger	Yes
	Malcolm L. Stewart	3	73	Deputy Solicitor General	Yale	Harry Blackmun	Yes
	Thomas C. Goldstein	3	38	Goldstein & Russell PC	American	None	No
	Nicole A. Saharsky	3	26	Assistant to the Solicitor General	Minnesota	None	Yes
	Curtis E. Gannon	3	23	Assistant to the Solicitor General	Chicago	Antonin Scalia	Yes
	Anthony A. Yang	3	23	Assistant to the Solicitor General	Yale	None	Yes
	Paul M. Smith	3	19	Jenner & Block LLP	Yale	Lewis Powell	No
	Ginger D. Anders	3	18	Assistant to the Solicitor General	Columbia	Ruth Bader Ginsburg	Yes
	Sarah E. Harrington	3	17	Assistant to the Solicitor General	Harvard	None	Yes
	Ian H. Gershengorn	3	11	Principal Deputy Solicitor General	Harvard	John Paul Stevens	Yes
	John F. Bash	3	9	Assistant to the Solicitor General	Harvard	Antonin Scalia	Yes
	Elaine J. Goldenberg	3	9	Assistant to the Solicitor General	Harvard	None	Yes
	Roman Martinez	3	6	Assistant to the Solicitor General	Yale	John Roberts	Yes
	Scott A. Keller	3	5	Solicitor General of Texas	Texas	Anthony Kennedy	No
	Christopher Landau	3	5	Kirkland & Ellis LLP	Harvard	Antonin Scalia	No
22	Seth P. Waxman	2	75	WilmerHale LLP	Yale	None	Yes
	Gregory G. Garre	2	42	Latham & Watkins LLP	George Washington	William Rehnquist	Yes
	Ann O'Connell	2	13	Assistant to the Solicitor General	George Washington	William Rehnquist	Yes
	E. Joshua Rosenkranz	2	12	Orrick, Herrington & Sutcliffe LLP	Georgetown	William Brennan	No
	Michael A. Carvin	2	10	Jones Day LLP	George Washington	None	No
	Stephen R. McAllister	2	8	Solicitor General of Kansas	Kansas	Byron White	No
	Peter K. Stris	2	6	Stris & Maher LLP	Harvard	None	No
	Brian H. Fletcher	2	5	Assistant to the Solicitor General	Harvard	Ruth Bader Ginsburg	Yes
	Jeffrey T. Green	2	5	Sidley Austin LLP	California - Davis	None	No
	Rachel P. Kovner	2	5	Assistant to the Solicitor General	Stanford	Antonin Scalia	Yes
	Ilana H. Eisenstein	2	3	Assistant to the Solicitor General	Pennsylvania	None	Yes
	Noel J. Francisco	2	3	Jones Day LLP	Chicago	Antonin Scalia	No
	Allon Kedem	2	3	Assistant to the Solicitor General	Yale	Elena Kagan	Yes
	Erin E. Murphy	2	3	Bancroft PLLC	Georgetown	John Roberts	No
	Elizabeth B. Prelogar	2	3	Assistant to the Solicitor General	Harvard	Elena Kagan	Yes
	Zachary D. Tripp	2	3	Assistant to the Solicitor General	Columbia	Ruth Bader Ginsburg	Yes
	William S. Consovoy	2	2	George Mason University School of Law	George Mason	Clarence Thomas	No
	John M. Duggan	2	2	Duggan, Shadwick, Doerr & Kurlbaum LL	Iowa	None	No
	Total: 39						

* Yellow indicates that an advocate currently works in the Office of the Solicitor General. Blue indicates that an advocate has prior experience in the Office of the Solicitor General. For the purposes of this chart, we do not consider whether an advocate served as a Bristow Fellow.
















































































Voting Alignment - All Cases

Cases are sorted by date of decision. Dissenting Justices are shaded in gray and the author of the majority opinion is highlighted in red.

Case Name	Decided	Vote	Author	Sotomayor	Ginsburg	Kagan	Breyer	Kennedy	Roberts	Alito	Thomas	Scalia
Maryland v. Kulbicki	October 5, 2015	9-0	<i>Per Curiam</i>									
Mullenix v. Luna	November 9, 2015	8-1	<i>Per Curiam</i>									
OBB Personenverkehr AG v. Sachs	December 1, 2015	9-0	Roberts									
Shapiro v. McManus	December 8, 2015	9-0	Scalia									
DirectTV v. Imburgia	December 14, 2015	6-3	Breyer									
White v. Wheeler	December 14, 2015	9-0	<i>Per Curiam</i>									
Bruce v. Samuels	January 12, 2016	9-0	Ginsburg									
Hurst v. Florida	January 12, 2016	8-1	Sotomayor									
Kansas v. Carr	January 20, 2016	8-1	Scalia									









































































Voting Alignment - All Cases

(continued)

Case Name	Decided	Vote	Author	Sotomayor	Ginsburg	Kagan	Breyer	Kennedy	Roberts	Alito	Thomas	Scalia
Montanile v. Board of Trustees of the National Elevator Industry Health Benefit Plan	January 20, 2016	8-1	Thomas									
Campbell-Ewald Co. v. Gomez	January 20, 2016	6-3	Ginsburg									
Montgomery v. Louisiana	January 25, 2016	6-3	Kennedy									
Musacchio v. United States	January 25, 2016	9-0	Thomas									
Menominee Indian Tribe of Wisconsin v. United States	January 25, 2016	9-0	Alito									
FERC v. Electric Power Supply	January 25, 2016	6-2	Kagan							Recused		
James v. City of Boise	January 25, 2016	9-0	<i>Per Curiam</i>									
Amgen v. Harris	January 25, 2016	9-0	<i>Per Curiam</i>									
Gobeille v. Liberty Mutual Insurance	March 1, 2016	6-2	Kennedy									


















































































Voting Alignment - All Cases

(continued)

Case Name	Decided	Vote	Author	Sotomayor	Ginsburg	Kagan	Breyer	Kennedy	Roberts	Alito	Thomas	Scalia
Lockhart v. United States	March 1, 2016	6-2	Sotomayor									
Americold Logistics v. Conagra Foods	March 7, 2016	8-0	Sotomayor									
Wearry v. Cain	March 7, 2016	6-2	<i>Per Curiam</i>									
V.L. v. E.L.	March 7, 2016	8-0	<i>Per Curiam</i>									
Caetano v. Massachusetts	March 21, 2016	8-0	<i>Per Curiam</i>									
Montana v. Wyoming & North Dakota	March 21, 2016	8-0	<i>Per Curiam</i>									
Sturgeon v. Masica	March 22, 2016	8-0	Roberts									
Tyson Foods v. Bouaphakeo	March 22, 2016	6-2	Kennedy									
Nebraska v. Parker	March 22, 2016	8-0	Thomas									


















































































Voting Alignment - All Cases

(continued)

Case Name	Decided	Vote	Author	Sotomayor	Ginsburg	Kagan	Breyer	Kennedy	Roberts	Alito	Thomas	Scalia
Luis v. United States	March 30, 2016	5-3	Breyer									
Evenwel v. Abbott	April 4, 2016	8-0	Ginsburg									
Nichols v. United States	April 4, 2016	8-0	Alito									
Woods v. Etherton	April 4, 2016	8-0	<i>Per Curiam</i>									
Welch v. United States	April 18, 2016	7-1	Kennedy									
Hughes v. PPL EnergyPlus	April 19, 2016	8-0	Ginsburg									
California Franchise Tax Board v. Hyatt	April 19, 2016	6-2	Breyer									
Molina-Martinez v. United States	April 20, 2016	8-0	Kennedy									
Bank Markazi v. Peterson	April 20, 2016	6-2	Ginsburg									









































































Voting Alignment - All Cases

(continued)

Case Name	Decided	Vote	Author	Sotomayor	Ginsburg	Kagan	Breyer	Kennedy	Roberts	Alito	Thomas	Scalia
Harris v. Arizona Independent Commission	April 20, 2016	8-0	Breyer									
Heffernan v. Paterson	April 26, 2016	6-2	Breyer									
Ocasio v. United States	May 2, 2016	5-3	Alito									
Sheriff v. Gillie	May 16, 2016	8-0	Ginsburg									
Spokeo, Inc. v. Tobins	May 16, 2016	6-2	Alito									
Husky Electronics v. Ritz	May 16, 2016	7-1	Sotomayor									
Merrill Lynch v. Manning	May 16, 2016	8-0	Kagan									
Zubik v. Burwell	May 16, 2016	8-0	<i>Per Curiam</i>									
Kernan v. Hinojosa	May 16, 2016	6-2	<i>Per Curiam</i>									








































































Voting Alignment - All Cases

(continued)

Case Name	Decided	Vote	Author	Sotomayor	Ginsburg	Kagan	Breyer	Kennedy	Roberts	Alito	Thomas	Scalia
CRST Van Expedited, Inc. v. EEOC	May 19, 2016	8-0	Kennedy									
Betterman v. Montana	May 19, 2016	8-0	Ginsburg									
Luna Torres v. Lynch	May 19, 2016	5-3	Kagan									
Foster v. Humphrey	May 23, 2016	7-1	Roberts									
Wittman v. Personhuballah	May 23, 2016	8-0	Breyer									
Green v. Brennan	May 23, 2016	7-1	Sotomayor									
Army Corps of Engineers v. Hawkes	May 31, 2016	8-0	Roberts									
Johnson v. Lee	May 31, 2016	8-0	<i>Per Curiam</i>									
Lynch v. Arizona	May 31, 2016	6-2	<i>Per Curiam</i>									
















































































Voting Alignment - All Cases

(continued)

Case Name	Decided	Vote	Author	Sotomayor	Ginsburg	Kagan	Breyer	Kennedy	Roberts	Alito	Thomas	Scalia
Simmons v. Himmelreich	June 6, 2016	8-0	Sotomayor									
Ross v. Blake	June 6, 2016	8-0	Kagan									
Williams v. Pennsylvania	June 9, 2016	5-3	Kennedy									
Dietz v. Bouldin	June 9, 2016	6-2	Sotomayor									
Puerto Rico v. Sanchez Valle	June 9, 2016	6-2	Kagan									
Halo Electronics v. Pulse Electronics	June 13, 2016	8-0	Roberts									
Puerto Rico v. Franklin California Tax-Free Trust	June 13, 2016	5-2	Thomas							Recused		
United States v. Bryant	June 13, 2016	8-0	Ginsburg									
Kingdomware Technologies, Inc. v. United States	June 16, 2016	8-0	Thomas									





































Voting Alignment - All Cases

(continued)

Case Name	Decided	Vote	Author	Sotomayor	Ginsburg	Kagan	Breyer	Kennedy	Roberts	Alito	Thomas	Scalia
Universal Health Services v. Escobar	June 16, 2016	8-0	Thomas									
Kirtsaeng v. John Wiley & Sons	June 16, 2016	8-0	Kagan									
Encino Motorcars v. Navarro	June 20, 2016	6-2	Kennedy									
Utah v. Strieff	June 20, 2016	5-3	Thomas									
Cuozzo Speed Technologies v. Lee	June 20, 2016	8-0	Breyer									
Taylor v. United States	June 20, 2016	7-1	Alito									
RJR Nabisco v. European Community	June 20, 2016	4-3	Alito	<i>Recused</i>								
Fisher v. University of Texas	June 23, 2016	4-3	Kennedy			<i>Recused</i>						
Birchfield v. North Dakota	June 23, 2016	5-3	Alito									


























Voting Alignment - All Cases

(continued)

Case Name	Decided	Vote	Author	Sotomayor	Ginsburg	Kagan	Breyer	Kennedy	Roberts	Alito	Thomas	Scalia
Mathis v. United States	June 23, 2016	5-3	Kagan									
McDonnell v. United States	June 27, 2016	8-0	Roberts									
Whole Woman's Health v. Hellerstedt	June 27, 2016	5-3	Breyer									
Voisine v. United States	June 27, 2016	6-2	Kagan									

Voting Alignment - 5-4 Cases

Cases are sorted by date of decision. Dissenting Justices are shaded in gray and the author of the majority opinion is highlighted in red.

Case Name	Decided	Vote	Author	Sotomayor	Ginsburg	Kagan	Breyer	Kennedy	Roberts	Alito	Thomas	Scalia
Williams v. Pennsylvania	June 9, 2016	5-3	Kennedy									
RJR Nabisco v. European Community	June 20, 2016	4-3	Alito	<i>Recused</i>								
Fisher v. University of Texas	June 23, 2016	4-3	Kennedy			<i>Recused</i>						
Whole Woman's Health v. Hellerstedt	June 27, 2016	5-3	Breyer	